



义务教育教科书

英语

ENGLISH

三年级起点

五年级 上册



北京师范大学出版社
BEIJING NORMAL UNIVERSITY PRESS

义务教育教科书

ENGLISH

英语

三年级起点

五年级 上册

主 编 王 蔷 Ken Methold
副主编 曹瑞珍 陈则航



北京师范大学出版社
· 北京 ·

Contents




| | | |
|--------|----------------|----|
| Unit 1 | Jobs | 3 |
| Unit 2 | Animals | 17 |
| Unit 3 | Clothes | 31 |
| Unit 4 | Position | 45 |
| Unit 5 | Places | 59 |
| Unit 6 | Review | 73 |
| | Progress Check | 82 |
| | Vocabulary | 86 |
| | Word List | 89 |



Unit 1 Jobs

Get Ready



1 Look and Match

a teacher

a vet


a doctor

a juggler

2 Talk about the Pictures




What does she do?

She's a teacher.



Enjoy the Story

Mocky the Juggler



6

A monkey? But I'm a doctor, not a vet.



7

My friend is hurt. We need help!

Don't worry. I can help.



8

Are you a vet?


Yes, I am. I can help your friend.



9

How is he?

He's all right now.




10

I can do that! I can do that!

No, you can't.

Let's go home now!








Lesson 2

Let's Practice

1 Learn to Say






a farmer a policeman a nurse a student a singer



a doctor a worker a taxi driver

2 Match and Say




Are you a vet?

Don't worry. I can help.

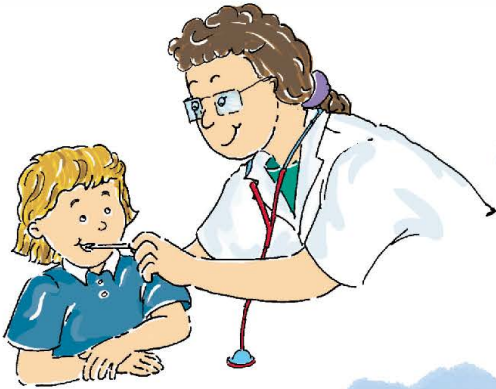
He's all right now.

She's a teacher.

What does he do?



3 Let's Sing




She's a doctor,
A very good doctor,
A very good doctor.
Yes, she is!

He's a vet,
A very good vet,
A very good vet.
Yes, he is!




She's a teacher,
A very good teacher,
A very good teacher.
Yes, she is!



He's an actor,
A very good actor,
A very good actor.
Yes, he is!








Lesson 3

Have Fun

1 Listen and Number



2 Talk Together



Jane: What do you do?

Ken: Guess!

Bob: Are you a nurse?

Ken: No, I'm not.


Dave: Are you a driver?

Ken: Yes. You're right!



3 Show Time

Act out the story in groups with the help of the pictures.



4 Uncle Booky's Blackboard



What does he do?

He's a juggler.

What does she do?

She's a teacher.

What do you do?

I'm a doctor.

Is he a doctor?

No, he isn't.

Is she a teacher?

Yes, she is.

Are you a vet?

Yes, I am. / No, I'm not.

Have a Try

1 Let's Chant

Who is he?
What does he do?
He's a vet,
And works in a zoo.



Who is she?
What does she do?
She's a teacher,
And works in a school.

2 Let's Find Out

What does your father do, Lucy?



He's a policeman.

And your mother?



She's a nurse.

| Name | Father's job | Mother's job |
|------|--------------|--------------|
| Lucy | policeman | nurse |
| | | |
| | | |



Lucy's father is a policeman. Her mother is a nurse.

③ Let's Read




Hello, I'm Jack. This is my family. This is my grandfather. He's a vet. He loves animals! This is my mother. She's a teacher. My father is not a teacher. He is a doctor. This is my aunt Susan. She's a nurse. My uncle is a policeman. And this is me!

Read and match.



mother



father




uncle





grandfather


Get It Right


1 Listen and Check (✓)





1. 

2. 

3. 

4. 

5. 

6. 

2 Look and Write



1. What does he do?
He is a policeman.



2. What does she do?



3. What does he do?



4. _____

3 Listen and Repeat


cat cake
cap cage
hat hate
fat face

tell tea
egg easy
bed bean
red read

fish five
listen like
kick kite
big bike

boat box
soap sock
load lock
coat cock

4 Match and Say



snake

three

Sue

bike

nose



beans

gate


kite

bone

flute



5 Read with Uncle Booky




face late make

like write bride

blue June flute

those note joke



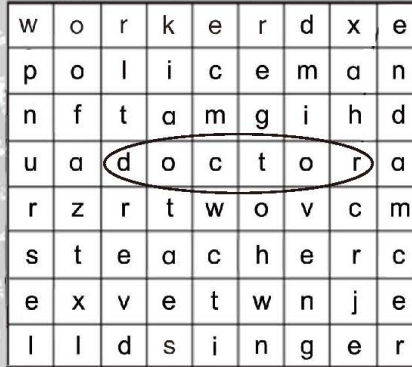
Lesson 6

Round Up

1 Find the words in the puzzle.



doctor



teacher



worker



nurse



policeman



singer

2 Look and write.




1. He is a worker.



2. _____



3. _____



4. _____



3 Group the words.

nurse

doctor

teacher

vet

policeman

farmer

singer

student

In a school

teacher
student

In a hospital

In other places

Fact File

Emergency Numbers in China



What other numbers do you know?

Self-assessment

- I like these jobs: _____.
- I don't like these jobs: _____.
- I find these three words easy: _____.
- I like this sentence in the story: _____.
- I can get _____ for this unit. ★ ★ ★ ★ ★ ★
- For the next unit, I need to do more in _____.

speaking

listening

writing

reading

Uncle Booky's Storytime



Welcome to Africa,
my friend.



Thank you.

1

Who are those people?
What are they doing?



They're farmers.
They're planting corn.

2

Wow, giraffes! They
are tall and cute.



3


Look at that woman.
What does she do?



She's a vet. She helps
animals.

4

Look, that's my
father. He's an
ice cream man.



Great, I like
ice cream.

5

Oh, no! My ice cream!





6

Unit
2

Animals

Get Ready



1 Look and Match

a tiger

a rabbit

a monkey

a panda

2 Talk about the Pictures




Do you like pandas?

Yes, I do. I like pandas.



Enjoy the Story

In the Forest



Come and meet the rabbits. Do you like rabbits?


Yes, I do. I like them a lot.

6



I like them, too!

7



8

But I don't like you! Go away!



9

Thank you, Bobby. We don't like foxes!

Great, Bobby.

You're a good friend.



Lesson
2

Let's Practice

1 Learn to Say

Do you like dogs, Bobby?

Yes, I do. They're cute. Do you like them?

No, I don't. I'm afraid of dogs.



2 Match and Say

Where is Bobby? I can't see him!



Come and meet the squirrels. Do you like squirrels?



Errr ... I don't like snakes.

Follow me!

Yes, I do. I like them a lot.

Because they're scary.

Yes, I do. But where are they?


Look, there's a snake!



Why?



Come and meet the rabbits. Do you like rabbits?



3 Let's Sing



Five funny monkeys jumping on the bed.
One fell off and bumped his head.
Mama called the doctor and the doctor said,
“No more monkeys jumping on the bed!”

Four cute monkeys jumping on the bed.
One fell off and bumped his head.
Mama called the doctor and the doctor said,
“No more monkeys jumping on the bed!”



1 Listen and Match



scary

cute

funny

clever

beautiful



2 Talk Together



Li Ming: It's small. It has long ears. It can jump but it can't climb. What animal is it?

Eric: Is it a rabbit?

Li Ming: Yes, it is. Do you like rabbits?

Eric: Yes, I do. They are cute.



long ears



big mouth



big ears



black and white

cute


scary

clever

interesting

3 Show Time

Act out the story in groups with the help of the pictures.



4 Uncle Booky's Blackboard



Do you like rabbits?

Yes, I do. I like them a lot.



We're afraid of snakes.

They're scary.

We don't like foxes.

1 Let's Chant


Do you like sheep?
Do you like sheep?
No, I don't.
No, I don't.
They baa and baa.
They don't go far.




Do you like cows?
Do you like cows?
No, I don't.
No, I don't.
They moo and moo.
That's all they do.

2 Let's Find Out

What animal do you like, Bob?



Why do you like monkeys?



| Who | What animal | Why |
|-----|-------------|------------------|
| Bob | monkeys | They are clever. |
| | | |
| | | |



Bob likes monkeys because they are clever.

3 Let's Read



Big cats catch and eat other animals. Tigers, lions and leopards are big cats. They all like to catch animals at night. In a lion family, mother lions catch animals, but father lions sleep a lot. Leopards are good tree climbers, but tigers are not.

Read and check (✓).





- | | | |
|-----------------------------------|------------------------------|-----------------------------|
| 1. Tigers are big cats. | <input type="checkbox"/> Yes | <input type="checkbox"/> No |
| 2. Lions are big cats. | <input type="checkbox"/> Yes | <input type="checkbox"/> No |
| 3. Father lions sleep a lot. | <input type="checkbox"/> Yes | <input type="checkbox"/> No |
| 4. Tigers are good tree climbers. | <input type="checkbox"/> Yes | <input type="checkbox"/> No |



Lesson
5

Get It Right

1 Listen and Check (✓)




2 Look and Write



1. Crocodiles are scary. _____



2. Rabbits are _____.



3. _____



4. _____

3 Listen and Repeat




4 Listen for Sounds

Which one doesn't belong? Cross it out (X).



5 Read with Uncle Booky



thank three thick think

the there they this these

Round Up

1 Think and write.

1. Write about the animal you like.

I like _____ because _____.

2. Write about the animal you don't like.

I don't like _____ because _____.

2 Look and write.



1. Ken likes cats. They are cute.

2. _____



3. Snakes are _____.

4. _____

3 Group the words in your way.

pandas cats dogs tigers snakes horses monkeys

cute animals

scary animals

clever animals

funny animals

beautiful animals

Fact File

Animals and Countries



kangaroos



an eagle



a robin



pandas

Which countries do they represent?




Self-assessment

- I like these three animals: _____.
- My friend _____ likes these three animals: _____.
- I don't like these three animals: _____.
- My friend _____ doesn't like these three animals: _____.
- I like this sentence in this unit: _____.
- I _____ working with others in class. like don't like
- Next week I need to do more in _____.

 speaking listening writing reading _____



Uncle Booky's Storytime



Unit 3 Clothes

Get Ready



1 Look and Match

a T-shirt

trousers

shoes

a cap

2 Talk about the Pictures

How much is the cap?

It's 20 yuan.




Enjoy the Story

At the Clothes Store



6

They look good.
How much are they?



They're
80 yuan.

7

Do you have
any caps?



Er ... small.

Yes, we do.
What size
would you like?




8

I like this cap.
How much is it?




It's cheap.
It's only 20
yuan.



9

This is for
you, Mocky.



Thank you, Ann.

I like it a lot, but
it's too big.



Lesson
2

Let's Practice

1  **Learn to Say**



2 **Match and Say**




Do you have any smaller ones?

Er ... small.

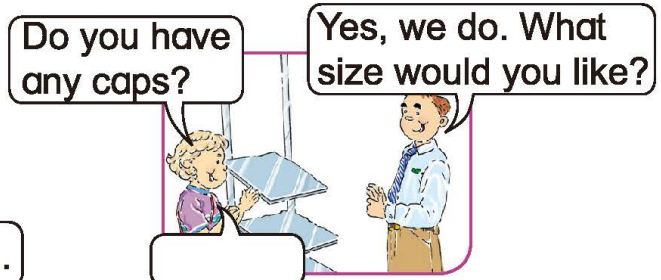



What color would you like?

How much are they?



No, Ann. This store is too expensive.




3 Let's Sing

This is the way we wash our socks,
Wash our socks, wash our socks.
This is the way we wash our socks,
Early in the morning.




This is the way we iron our shorts,
Iron our shorts, iron our shorts.
This is the way we iron our shorts,
Early in the morning.



This is the way we clean our shoes,
Clean our shoes, clean our shoes.
This is the way we clean our shoes,
Early in the morning.





Lesson 3

Have Fun

1 Listen and Check (✓)



a.



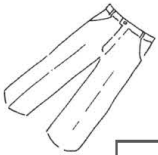
b.



c.



d.



e.



f.



g.



2 Talk Together



Man: Can I help you?

Ken: Yes. Do you have any socks?

Man: Yes, we do. What size would you like?

Ken: Size 20, please.

Man: What color do you like?

Ken: Green. How much are they?

Man: They're 5 yuan.



3 Show Time

Act out the story in groups with the help of the pictures.



4 Uncle Booky's Blackboard

What size would you like?

Small.

What color do you like?


Blue.

How much are they?

They're 80 yuan.

The shorts are too big/small/expensive.





Lesson
4

Have a Try

1 Let's Chant

Do you have any coats?
Yes, we do.
What color are they?
Just right for you!

Do you have any shoes?
Yes, we do.
What size are they?
Oh, too big for you!

Do you have any socks?
Yes, we do.
How much are they?
Very cheap for you!



2 Let's Find Out

Sell clothes to your friends. Then go and buy clothes from three friends.

My Clothes Store

| | Size | Color | Price |
|----------|---------|-------------|---------|
| sweaters | S, M, L | white, blue | ¥ _____ |
| T-shirts | S | red, green | ¥ _____ |
| trousers | M, L | blue | ¥ _____ |
| _____ | _____ | _____ | ¥ _____ |
| _____ | _____ | _____ | ¥ _____ |

Can I help you?
Do you have ...?
What size would
you like?
How much ...?
What color do you
like?

③ Let's Read

Dear Jack,

Today is Chinese New Year. We are having a good time.

We all wear new clothes for the New Year. I am wearing a red jacket and blue trousers. Tim is my best friend. He is wearing a yellow coat, yellow trousers and a yellow hat!

My sister Li Jia is wearing a red sweater and brown trousers. What's in her hand? It's a red lantern!

Yours,
Li Jie



Read and match.




Li Jia

Tim

Li Jie

Get It Right

1 Listen and Number



2 Read and Write

Those trousers are too big.
Do you have any smaller ones?

1.

Yes, we do.

2.

No, we don't.


3.

Green.

4.


Small, please.

3 Listen and Repeat




4 Listen for Sounds

Which one doesn't belong? Cross it out (X).



5 Read with Uncle Booky



what where when why which

Round Up

1 Choose and write.



a shirt
trousers
sweaters
a skirt
shorts
shoes
socks
a dress

2 Look and write.




1. These shoes are too big. _____



2. _____



3. _____



4. _____

3 Group the words.

T-shirt skirt sweater dress coat shorts

Clothes for summer: _____

Clothes for winter: _____

Fact File

Traditional Clothes



a sari



a kilt



a kimono



a robe

Do you know any traditional Chinese clothes?

Self-assessment

- I can use English to buy things. Yes No
- I find English _____. very interesting interesting not interesting
- My classmates and I learn from each other in class. Yes No
- I like these activities in class: _____.
- listening reading singing and chanting
- acting out the story _____
- I need to do more in _____.
- listening speaking reading writing

Uncle Booky's Storytime

We have a party.
Mom, look at my dress!



Do you have
any dresses?



Yes, we do.

How much is it?



It's 195 yuan.

It's too expensive.

Do you have
any skirts?



No, we don't.

Mom, you are great!



It is so beautiful.

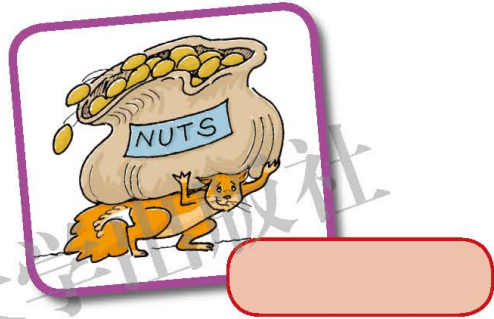





How nice!

Unit
4

Position

Get Ready



1 Look and Match


on the bag

under the bag

in the bag

in front of the bag

2 Talk about the Pictures



Enjoy the Story

The Magic Show



2



Be-Boo-Lee, Ba-Boo-Lee-Boo!

3



Wow, it's gone!

Where is the rabbit?

4



It's in the hat!







No, it isn't.

5



It's under the table!


No, it isn't.




Lesson
2

Let's Practice

1  **Learn to Say**



2 **Match and Say**






Is it behind the table?

Can you get it back?

Where is the rabbit?


No, it isn't.

It's under the table!




3 Let's Sing


Oh where, oh where is my little cat?
 Oh where, oh where can he be?
 Is he under the table
 Or under the bed?
 Oh where, oh where can he be?



Oh where, oh where is my little duck?
 Oh where, oh where can she be?
 In front of the house
 Or behind the tree?
 Oh where, oh where can she be?


Oh where, oh where is my little bird?
 Oh where, oh where can she be?
 Is she on the rock
 Or next to the tree?
 Oh where, oh where can she be?





Have Fun

1 Listen and Number



2 Talk Together



Grandma: Time to go, Lisa.

Lisa: But where is my cap?

Grandma: Is it under the chair?

Lisa: No, it isn't.

Grandma: Is it behind the door?

Lisa: Ah yes, thank you,

Grandma.



bed



chair



table



floor




window



door

3 Show Time


Act out the story in groups with the help of the pictures.



4 Uncle Booky's Blackboard




Where is the rabbit?
It's under the umbrella.
Where are the socks?
They are under the bed.
Is it on the floor?
No, it isn't.
It's behind the door.



Lesson
4

Have a Try

1 Let's Chant



2 Let's Find Out

How many questions can you ask or answer?



Where is the fox?

It's behind the rock.

③ Let's Read

Hi Tim,


Look at this photo. It's my room.

There is a desk in front of the window. There is a cat under the chair. That's my Catty. Can you see the teddy bear on the bed? That's my favorite toy. What's that under the bed? It's a football. Football is my favorite sport!

Tell me about your room.

Yours,
Lucy

Read and complete the picture of Lucy's room.

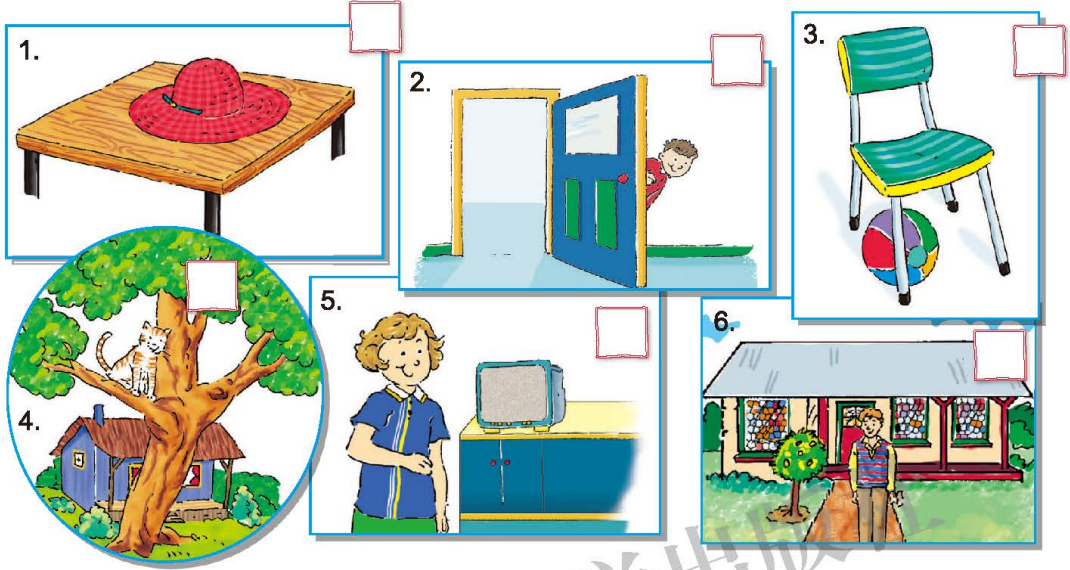




Lesson 5

Get It Right

1 Listen and Check (✓)





2 Look and Write



1. The bird is on the rock.
2. The snake is _____.
3. The monkey is _____.
4. _____
5. _____

3 Listen and Repeat




4 Listen for Sounds


Which one doesn't belong? Cross it out (X).



5 Read with Uncle Booky



card large bar yard party far



Lesson 6

Round Up

1 Find the words in the puzzle.




door



window



floor



table



chair



bed

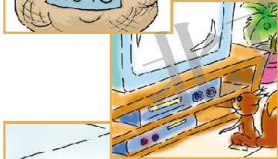
2 Look and write.



1. The squirrel is
in the bag.



2. The squirrel is
_____.



3. The squirrel is
_____.



4. The squirrel is
_____.



5. The squirrel is
_____.



6. The squirrel is
_____.

3 Complete the dialog.

David: Dad, where is my storybook?

Dad: I don't know, David. Is it on
the chair in the living room?

David: No, it isn't there.

Dad: Is it _____ the floor?

David: _____?

Dad: _____?

David: Yes, it's on the TV.



Fact File

Different Shows




a dolphin show



a kung fu show



a shadow play



a circus show





What other shows do you know?

Self-assessment

- It's _____ for me to talk about where things are in English.
 very easy easy difficult
- The song and the chant in this unit are _____ for my English learning.
 helpful not helpful
- I think the story in this unit is _____ to learn.
 very easy easy difficult
- I like these activities in class: _____
 listening reading singing and chanting
 writing acting out the story _____
- I can get _____ for this unit. ★★ ★ ★★ ★



Uncle Booky's Storytime



Unit 5

Places

Get Ready



1 Look and Match

a zoo

a supermarket

a post office

a train station

2 Talk about the Pictures

Excuse me. Is there a supermarket near here?






Yes, there is. It's next to the school.



Enjoy the Story

Our Town



6 Mocky, let's go to the zoo! You can play with your friends there.

6



7

Turn left here.



8

Turn right here. It's between the lake and the park.

Oh, there's a toilet.


I want to go to the toilet.



9


Here we are.

Let's go in.



10

Oh, no! My friends are in cages. I can't play with them!




Mocky doesn't like the zoo. Those monkeys are in cages.


Lesson
2

Let's Practice

1  **Learn to Say**



2 **Match and Say**



Turn right here. It's between the lake and the park.


Go down the street and then turn left.

We are here, near the train station.

It's next to the post office.

Excuse me. Is there a supermarket near here?

How do I get there?



3 Let's Sing

Down by the station,

Early in the morning.


See the little children.


Off they go.

Down by the station,
Early in the morning.

See the little red train.

Off it goes.





Lesson 3

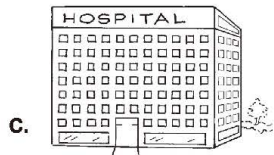
Have Fun

1 Listen and Match



Ann

Ken



Mocky

Uncle Booky

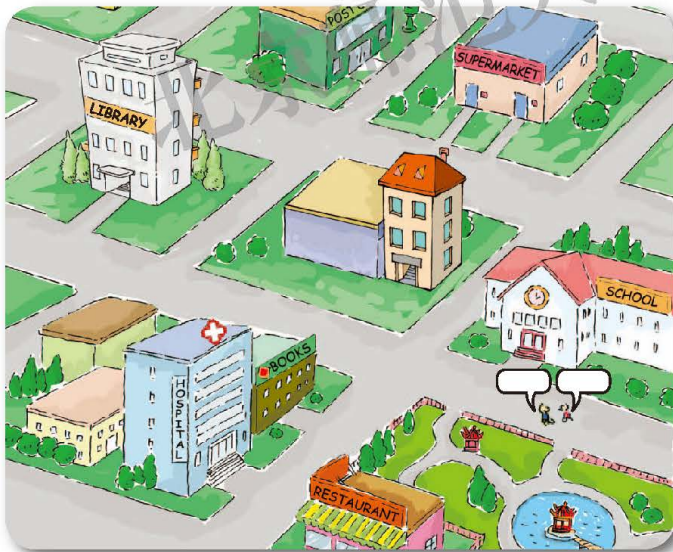


Mom

Sue



2 Talk Together



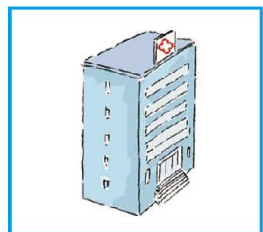

Tom: Excuse me. Is there a hospital near here?

Policeman: Yes, there is. It's next to the bookstore.

Tom: How do I get there?

Policeman: Go straight and then turn left.

Tom: Thanks a lot.



3 Show Time

Act out the story in groups with the help of the pictures.




4 Uncle Booky's Blackboard



Excuse me. Is there a supermarket near here?
Yes, there is. It's next to the post office.

How do I get there?
Go down the street and then turn left.




Have a Try

1 Let's Chant

Where's the zoo?
 Where's the zoo?
 I can't find it.
 What can I do?

Don't worry! Don't worry!
 I can help you.

Go down the street.
 Pass the swimming pool.
 Turn left, turn right.
 It's near the school.



2 Let's Find Out

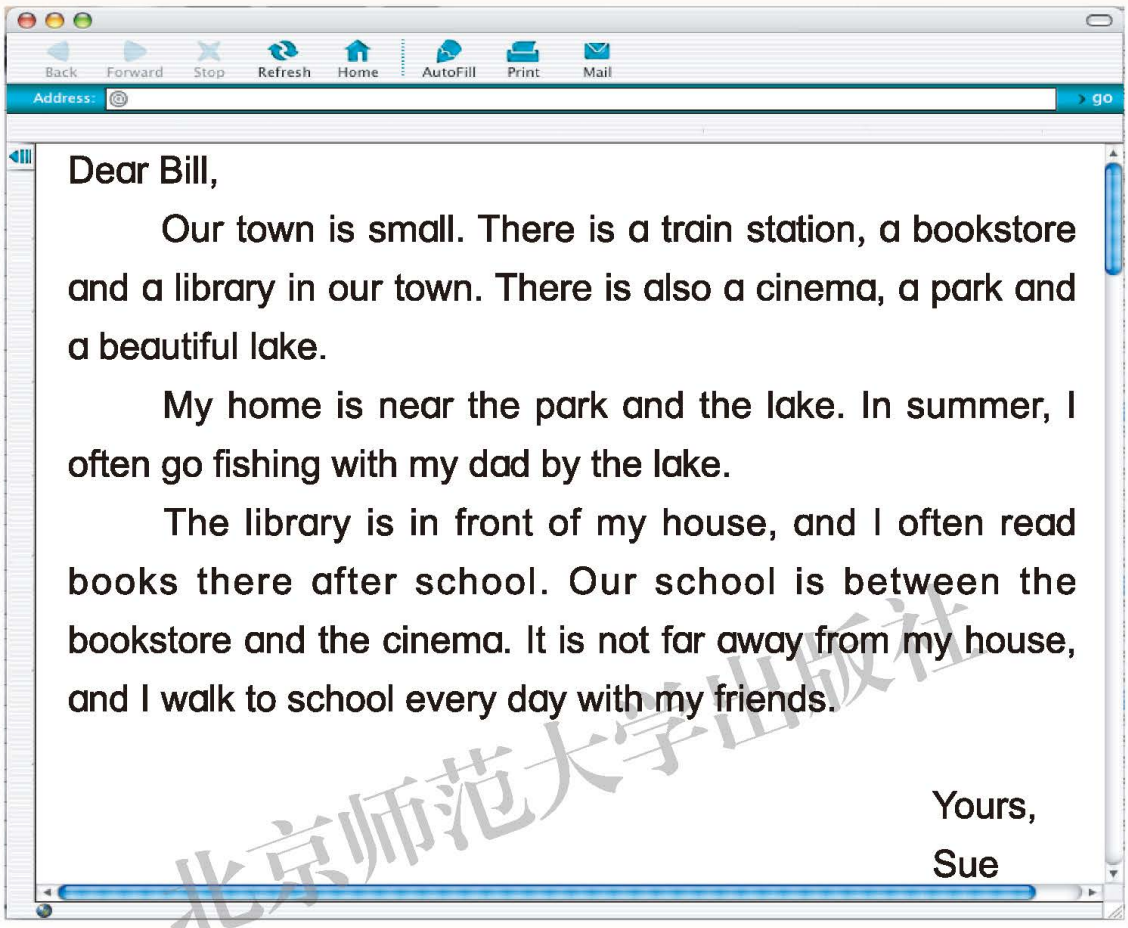
Peter comes to visit Tom.
 He is at the train station.
 Can you tell him the way
 to Tom's house?

Go down the street.
 Turn _____ next to the
 supermarket. Turn _____
 in front of the library. Turn
 _____ again near the
 _____. Then turn right
 behind the _____.
 That's Tom's house!



- ① train station
- ② restaurant
- ③ post office
- ④ library
- ⑤ supermarket
- ⑥ toilet
- ⑦ cinema
- ⑧ school
- ⑨ bus stop
- ⑩ Tom's house

③ Let's Read



Dear Bill,

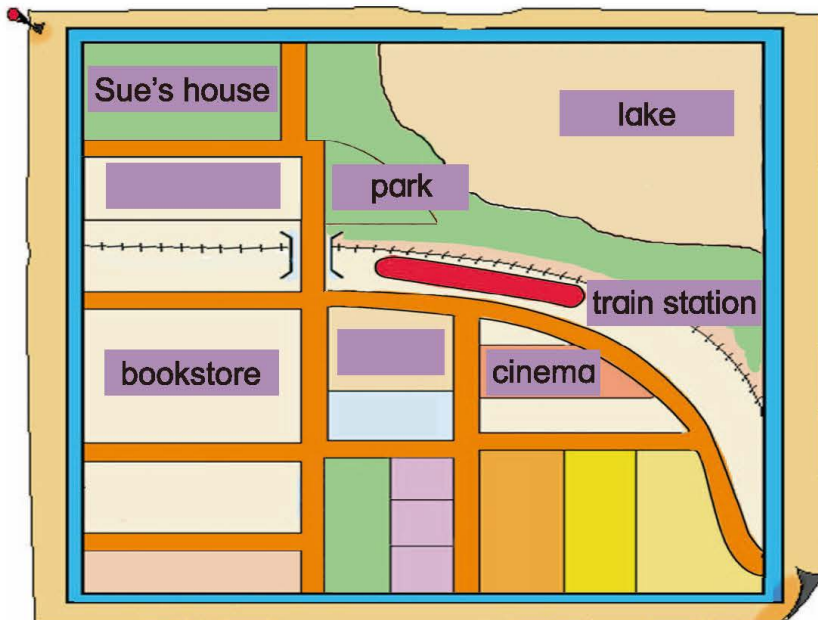
Our town is small. There is a train station, a bookstore and a library in our town. There is also a cinema, a park and a beautiful lake.

My home is near the park and the lake. In summer, I often go fishing with my dad by the lake.

The library is in front of my house, and I often read books there after school. Our school is between the bookstore and the cinema. It is not far away from my house, and I walk to school every day with my friends.

Yours,
Sue


Label Sue's school and the library on the map.



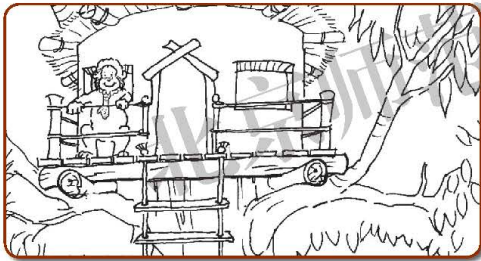
Lesson
5

Get It Right

1 Listen and Check (✓)




2 Write the Questions




1. Where is Uncle Booky's house?

It is in the tree.




2. _____

It is near the train station.



3. _____

It is between the restaurant and the toilet.



4. _____


It is next to the zoo.

3 Listen and Repeat



4 Listen for Sounds

Which one doesn't belong? Cross it out (X).




5 Read with Uncle Booky



skirt thir**d** dirty thirsty

hur**t** burn turn church



Lesson 6

Round Up

1 Find the words in the puzzle.




cinema



lake



school



library



hospital



shop

2 Write down the meaning of these signs.




go straight



3 Write three sentences about the town.

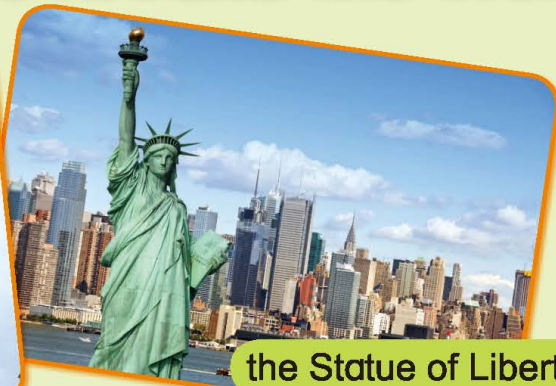
There is a park near the school.



Fact File

Famous Places Around the World

the Elizabeth Tower



the Statue of Liberty

Tian'anmen




Sydney Opera House

Which cities are they in?

Self-assessment

- I often go to these places: _____.
 - I don't often go to these places: _____.
 - I can ask for directions in English. Yes No
 - I like these lessons in this unit: _____.
- | | | |
|-----------------------------------|-----------------------------------|-----------------------------------|
| <input type="checkbox"/> Lesson 1 | <input type="checkbox"/> Lesson 2 | <input type="checkbox"/> Lesson 3 |
| <input type="checkbox"/> Lesson 4 | <input type="checkbox"/> Lesson 5 | <input type="checkbox"/> Lesson 6 |
- I can get _____ for this unit. ★★★ ★★ ★

Uncle Booky's Storytime



Unit 6 Review

1 Talk about the Pictures



an actor



a doctor



a dancer



a singer


Look! What does he do?






He is an actor.







2 Enjoy the Story





3 Listen and Number



4 Listen and Write

ar ir th wh

a. 13 _ _ irteen b. _ _ in c. mou _ _


d. _ _ ale e. _ _ eat f. _ _ ite

g. c _ _ h. _ _ m i. st _ _

j. g _ _ l k. c _ _ cle l. sh _ _ t

5 Let's Sing

You put your right hand in,
You take your right hand out.
You put your right hand in,
And you shake it all about.
You do the Hokey Pokey
And you turn yourself around.
That's what it's all about.



6 Talk Together



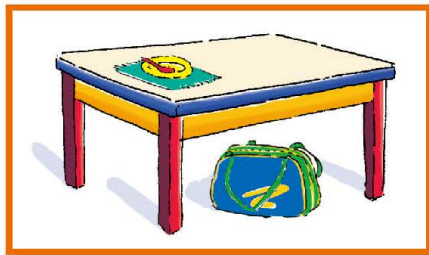
| | |
|----------|-----|
| shirts | ¥31 |
| T-shirts | ¥11 |
| shorts | ¥20 |
| socks | ¥3 |
| trousers | ¥24 |
| dresses | ¥42 |
| shoes | ¥33 |

7 Look and Write



1. Mocky is _____.

2. The T-shirt _____.



3. The bag _____.

4. The bookstore _____.

8 Let's Read

My name is Harry. I'm from the UK. My father is a farmer. He has sheep and horses on the farm. My mother is a doctor. She works in a hospital. I have a brother. His name is Ben. I also have a sister. Her name is Jane. We go to school together. Rex is my dog. He and I help my father on the farm.



Read and choose.

- _____ is my sister.
- _____ is a farmer.
- _____ is my dog.
- _____ works in a hospital.

Harry Jane
Rex Ben
My sister
My father
My mother
My brother

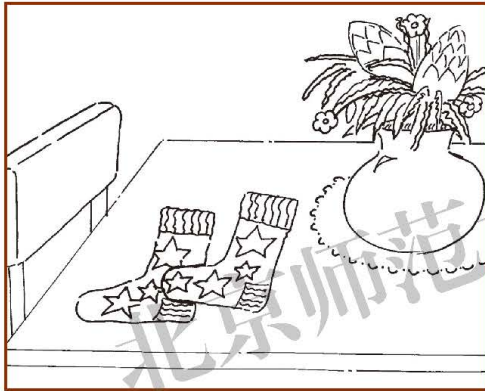
9 Read and Write




1. Does Ann like cats?



2. Do you have any smaller shoes?



3. Where are my socks?



4. What does she do?



5. Where is the post office?



6. How much is the dress?

10 Think and Write

Write five more words in each group.

Jobs
a policeman

Places
a library

Animals
a rabbit

Clothes
a shirt

Position
in front of

11 Choose and Write

Write three sentences you like in this book.
















Group-assessment

Work in groups and answer the following questions.

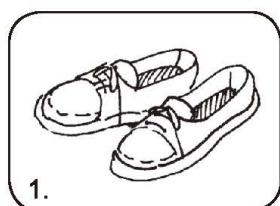
- We like these units in this book: _____
 Unit 1 Unit 2 Unit 3 Unit 4 Unit 5 Unit 6
- We think the lessons in this book are _____
 easy OK difficult
- Our difficulties in English learning are: _____
- Our advice for the teacher is: _____
- Our plan for English learning in the future is: _____

Progress Check

1 Listen and Check (✓)

| | | |
|--|---|--|
| 1.  a. <input type="checkbox"/> |  b. <input type="checkbox"/> |  c. <input type="checkbox"/> |
| 2.  a. <input type="checkbox"/> |  b. <input type="checkbox"/> |  c. <input type="checkbox"/> |
| 3.  a. <input type="checkbox"/> |  b. <input type="checkbox"/> |  c. <input type="checkbox"/> |
| 4.  a. <input type="checkbox"/> |  b. <input type="checkbox"/> |  c. <input type="checkbox"/> |
| 5.  a. <input type="checkbox"/> |  b. <input type="checkbox"/> |  c. <input type="checkbox"/> |

2 Listen and Match



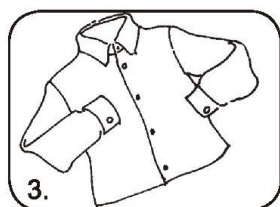
◊ ¥ 30

◊ ¥ 13



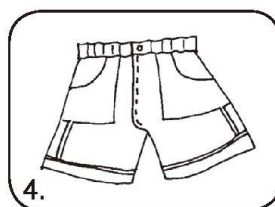
◊ ¥ 19

◊ ¥ 90



◊ ¥ 75

◊ ¥ 57


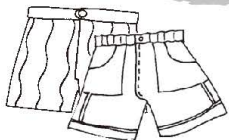


◊ ¥ 46


















◊ ¥ 64

3 Choose and Write

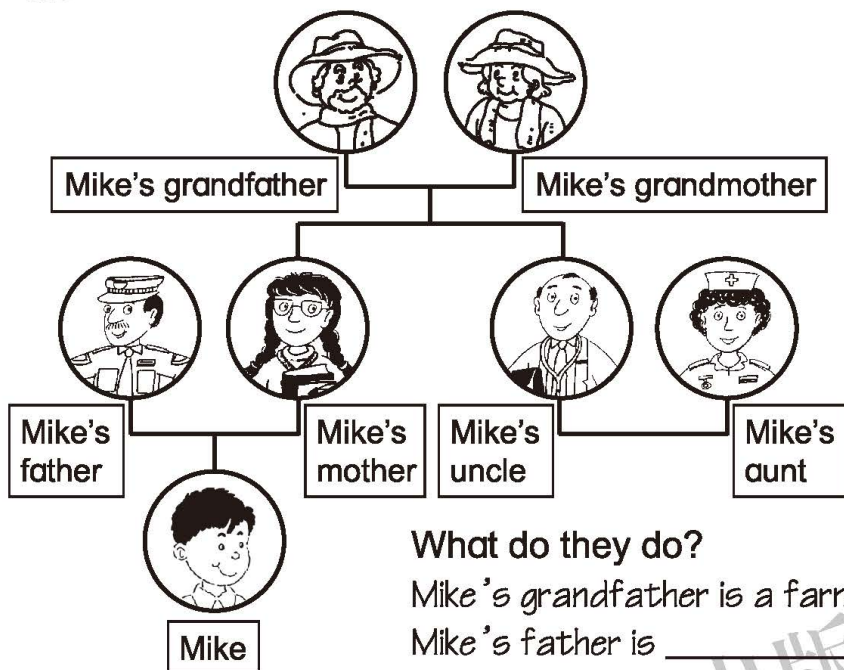
shorts trousers a dress socks
shoes a T-shirt a skirt



4 Cross Out (X) the Different Word

| | | |
|---|--|--|
| 1. a.  bag | b.  baby | c.  snake |
| 2. a.  eggs | b.  pen | c.  zebra |
| 3. a.  thief | b.  whistle | c.  watch |
| 4. a.  car | b.  bird | c.  heart |
| 5. a. 13 thirteen | b.  feather | c.  mother |
| 6. a.  purse | b.  corn | c.  shirt |

5 Look and Write



a doctor
a policeman
a teacher
a nurse
a student
a farmer

What do they do?

Mike's grandfather is a farmer.

Mike's father is _____.

6 Read and Write

1. Do you have any skirts?

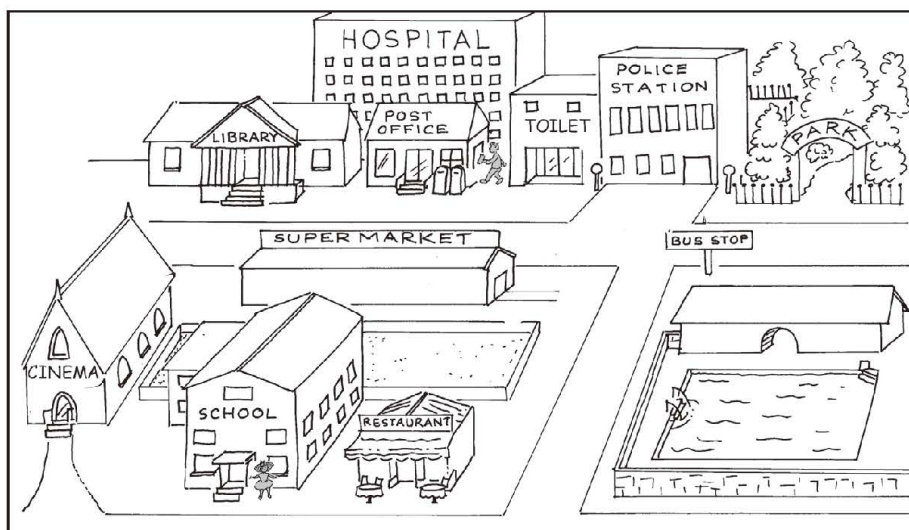
2. It's twenty yuan.

3. Mom, _____?

4. Dad, do you like my new skirt?

It's on your bed.

7 Read and Check (✓)



- The post office is between the toilet and the library. Yes No
- The bus stop is near the cinema. Yes No
- The hospital is in front of the school. Yes No
- The restaurant is next to the school. Yes No
- The park is behind the supermarket. Yes No

8 Read and Write on the Map



We live in Sunny Town. It's a small town. My house is near the river. The house is not very big, but my family likes it.

There is a big supermarket in the town. In front of the supermarket, there is a library. There are two nice bookstores in our town. One is behind my house, and the other is between the school and the post office. We love reading.

There is also a good restaurant in our town. It's next to the school. It serves delicious food.

Vocabulary



Unit 1

| | | |
|------------|--------------------|---|
| *job | 职业; 工作 | 3 |
| teacher | 教师 | 3 |
| doctor | 医生 | 3 |
| *vet | 兽医 | 3 |
| * juggler | 玩杂耍的人 | 3 |
| Miss | 小姐, 女士 (用于未婚女子姓氏前) | 4 |
| *telephone | 电话 | 4 |
| call | (给……) 打电话 | 4 |
| farmer | 农场主; 农民 | 6 |
| *policeman | 男警察 | 6 |
| nurse | 护士 | 6 |
| *student | 学生 | 6 |
| *singer | 歌手, 歌唱家 | 6 |
| worker | 工人 | 6 |
| taxi | 出租车, 的士 | 6 |
| driver | 司机 | 6 |

Unit 2

| | | |
|---------|----|----|
| animal | 动物 | 17 |
| *rabbit | 兔子 | 17 |

| | | |
|-------------|----------|----|
| *squirrel | 松鼠 | 18 |
| meet | 会面 | 18 |
| *cute | 可爱的 | 18 |
| *snake | 蛇 | 18 |
| *scary | 可怕的, 恐怖的 | 18 |
| a lot | 很, 非常 | 19 |
| go away | 离开, 走开 | 19 |
| *fox | 狐狸 | 19 |
| beautiful | 美丽的 | 20 |
| interesting | 有趣的 | 20 |
| *funny | 逗人笑的 | 20 |
| clever | 聪明的 | 20 |

Unit 3

| | | |
|--------------|-------|----|
| clothes | 衣服 | 31 |
| *T-shirt | T恤(衫) | 31 |
| trousers | 裤子 | 31 |
| cap (前面有帽檐的) | 帽子 | 31 |
| shoes | 鞋 | 31 |
| too | 太, 过分 | 32 |
| *expensive | 昂贵的 | 32 |
| *cheap | 便宜的 | 32 |

注: 带“*”号的为《义务教育英语课程标准(2011年版)》二级词汇表未收录的词汇。后面的数字表示单词在教材中出现的页码。

| | | |
|---------|----------|----|
| *size | 尺码, 号 | 33 |
| *only | 仅仅, 才 | 33 |
| shorts | 短裤 | 34 |
| dress | 连衣裙 | 34 |
| skirt | 短裙 | 34 |
| shirt | 衬衫 | 34 |
| sweater | 毛线衣, 羊毛衫 | 34 |
| socks | 短袜 | 34 |

Unit 4

| | | |
|--------------|---------|----|
| *position | 位置, 方位 | 45 |
| on | 在……上面 | 45 |
| under | 在……下面 | 45 |
| in | 在……内 | 45 |
| in front of | 在……前面 | 45 |
| *magic | 魔术, 戏法 | 46 |
| *gone | 不见了 | 46 |
| table | 桌子, 台子 | 46 |
| get ... back | 拿回某物 | 47 |
| behind | 在……后面 | 47 |
| box | 箱子, 盒子 | 47 |
| desk | 书桌, 办公桌 | 48 |

| | | |
|--------|--------|----|
| door | 门 | 48 |
| window | 窗, 窗户 | 48 |
| bed | 床 | 48 |
| floor | 地板, 地面 | 48 |
| chair | 椅子 | 50 |

Unit 5

| | | |
|---------------|--------------|----|
| place | 地方, 地点, 场所 | 59 |
| zoo | 动物园 | 59 |
| supermarket | 超级市场 | 59 |
| post office | 邮政局 | 59 |
| train station | 火车站 | 59 |
| excuse me | 劳驾 (用于引起人注意) | 59 |
| near | 离……很近 | 59 |
| next to | 紧挨着, 紧靠着 | 59 |
| *town | 镇, 城镇 | 60 |
| map | 地图 | 60 |
| down | 沿着, 顺着 | 60 |
| street | 大街, 街道 | 60 |
| then | 接下来, 然后 | 60 |

| | | |
|----------|---------|----|
| turn | 转弯 | 60 |
| between | 在……之间 | 61 |
| lake | 湖, 湖泊 | 61 |
| park | 公园 | 61 |
| toilet | 厕所, 卫生间 | 61 |
| *cage | 笼子 | 61 |
| cinema | 电影院 | 62 |
| bus | 公共汽车 | 62 |
| bus stop | 公共汽车站 | 62 |
| hospital | 医院 | 62 |

Unit 6

| | | |
|---------|-----------|----|
| *actor | 演员 | 73 |
| *dancer | 舞蹈演员, 舞蹈家 | 73 |
| angry | 生气的 | 75 |
| again | 又, 再一次 | 75 |



Word List



| A | | |
|----------|--------|----|
| *actor | 演员 | 73 |
| again | 又, 再一次 | 75 |
| a lot | 很, 非常 | 19 |
| angry | 生气的 | 75 |
| animal | 动物 | 17 |

| B | | |
|-----------|--------|----|
| beautiful | 美丽的 | 20 |
| bed | 床 | 48 |
| behind | 在……后面 | 47 |
| between | 在……之间 | 61 |
| box | 箱子, 盒子 | 47 |
| bus | 公共汽车 | 62 |
| bus stop | 公共汽车站 | 62 |

| C | | |
|----------|-------------|----|
| *cage | 笼子 | 61 |
| call | (给……) 打电话 | 4 |
| cap | (前面有帽檐的) 帽子 | 31 |
| chair | 椅子 | 50 |
| *cheap | 便宜的 | 32 |
| cinema | 电影院 | 62 |

| | | |
|---------|-----|----|
| clever | 聪明的 | 20 |
| clothes | 衣服 | 31 |
| *cute | 可爱的 | 18 |

| D | | |
|----------|-----------|----|
| *dancer | 舞蹈演员, 舞蹈家 | 73 |
| desk | 书桌, 办公桌 | 48 |
| doctor | 医生 | 3 |
| door | 门 | 48 |
| down | 沿着, 顺着 | 60 |
| dress | 连衣裙 | 34 |
| driver | 司机 | 6 |

| E | | |
|------------|--------------|----|
| excuse me | 劳驾 (用于引起人注意) | 59 |
| *expensive | 昂贵的 | 32 |

| F | | |
|----------|---------|----|
| farmer | 农场主; 农民 | 6 |
| floor | 地板, 地面 | 48 |
| *fox | 狐狸 | 19 |
| *funny | 逗人笑的 | 20 |

注: 带“*”号的为《义务教育英语课程标准(2011年版)》二级词汇表未收录的词汇。后面的数字表示单词在教材中出现的页码。

| | | |
|--------------|--------|----|
| G | | |
| get ... back | 拿回某物 | 47 |
| go away | 离开, 走开 | 19 |
| *gone | 不见了 | 46 |

| | | |
|----------|----|----|
| H | | |
| hospital | 医院 | 62 |

| | | |
|-------------|-------|----|
| I | | |
| in | 在……内 | 45 |
| in front of | 在……前面 | 45 |
| interesting | 有趣的 | 20 |

| | | |
|-----------|--------|---|
| J | | |
| *job | 职业; 工作 | 3 |
| * juggler | 玩杂耍的人 | 3 |

| | | |
|----------|-------|----|
| L | | |
| lake | 湖, 湖泊 | 61 |

| | | |
|----------|--------|----|
| M | | |
| *magic | 魔术, 戏法 | 46 |
| map | 地图 | 60 |

| | | |
|------|------------------------|----|
| meet | 会面 | 18 |
| Miss | 小姐, 女士 (用于 未婚女子姓氏前) | 4 |

| | | |
|----------|----------|----|
| N | | |
| near | 离……很近 | 59 |
| next to | 紧挨着, 紧靠着 | 59 |
| nurse | 护士 | 6 |

| | | |
|----------|-------|----|
| O | | |
| on | 在……上面 | 45 |
| *only | 仅仅, 才 | 33 |

| | | |
|-------------|------------|----|
| P | | |
| park | 公园 | 61 |
| place | 地方, 地点, 场所 | 59 |
| *policeman | 男警察 | 6 |
| *position | 位置, 方位 | 45 |
| post office | 邮政局 | 59 |

| | | |
|----------|----|----|
| R | | |
| *rabbit | 兔子 | 17 |

S

| | | |
|-------------|----------|----|
| *scary | 可怕的, 恐怖的 | 18 |
| shirt | 衬衫 | 34 |
| shoes | 鞋 | 31 |
| shorts | 短裤 | 34 |
| *singer | 歌手, 歌唱家 | 6 |
| *size | 尺码, 号 | 33 |
| skirt | 短裙 | 34 |
| *snake | 蛇 | 18 |
| socks | 短袜 | 34 |
| *squirrel | 松鼠 | 18 |
| street | 大街, 街道 | 60 |
| *student | 学生 | 6 |
| supermarket | 超级市场 | 59 |
| sweater | 毛线衣, 羊毛衫 | 34 |

T

| | | |
|------------|---------|----|
| table | 桌子, 台子 | 46 |
| taxi | 出租车, 的士 | 6 |
| teacher | 教师 | 3 |
| *telephone | 电话 | 4 |
| then | 接下来, 然后 | 60 |

| | | |
|---------------|---------|----|
| toilet | 厕所, 卫生间 | 61 |
| too | 太, 过分 | 32 |
| *town | 镇, 城镇 | 60 |
| train station | 火车站 | 59 |
| trousers | 裤子 | 31 |
| *T-shirt | T恤(衫) | 31 |
| turn | 转弯 | 60 |

U

| | | |
|-------|-------|----|
| under | 在……下面 | 45 |
|-------|-------|----|

V

| | | |
|------|----|---|
| *vet | 兽医 | 3 |
|------|----|---|

W

| | | |
|--------|-------|----|
| window | 窗, 窗户 | 48 |
| worker | 工人 | 6 |

Z

| | | |
|-----|-----|----|
| zoo | 动物园 | 59 |
|-----|-----|----|



后 记

《北师大版义务教育教科书》由众多国家基础教育课程标准研制组负责人和核心成员、学科专家、教育专家、心理学专家和特级教师参加编写，研究基础深厚、教育理念先进、编写质量上乘、服务水平专业。教材力求反映国家基础教育课程标准精神，重视多种信息资源手段的利用，适当体现最新的学科进展，强调知识、技能与思想方法在实际生活中的应用，贴近学生生活，关注学生的学习过程，满足学生多样化的学习需求，促进每一位学生的全面发展。

《北师大版义务教育教科书·英语》(三年级起点)以儿童喜闻乐见的连环画故事为主线，以听故事、读故事、讲故事、演故事为主要学习活动，将语言学习置于真实有趣的生活情境中，力求体现“用英语做事情”的理念。教学活动的设计从小学生生活经验、学习兴趣和认知特点出发，倡导在语境中理解和体验语言的意义，通过参与、体验、探究、实践等多种活动形式，帮助学生巩固和内化语言，发展学习策略，渗透对学生正确的价值观和良好行为习惯的培养，帮助学生逐步形成语言学习的自信心和初步的语言运用能力，真正体现英语课程的工具性和人文性特征。

教材的编排和内容的选择遵循小学生语言学习的规律，突出循序渐进的语言学习过程，为学生达到小学阶段的英语教学要求奠定稳固的基础，为学生今后学习英语做好语言技能、语言知识、情感态度、学习策略和文化意识等方面的准备。

参与本册教材修改与讨论的人员有：马欣、尹宏、王建平、王曼怡、李棚、沈玲娣、陈飞、郑坤萍、赵春生、章兆丰、樊波。还有很多实验区的教研员和一线教师为教材的修改提供了宝贵的意见，在此一并表示衷心的感谢！

由于时间仓促，教材中的错误在所难免，恳请使用者批评指正。欢迎来电来函与我们联系：北京师范大学出版社基础教育分社(100875)，(010) 58802831。

北京师范大学出版社