



义务教育教科书

# 英语

ENGLISH

三年级起点

四年级 上册



北京师范大学出版社  
BEIJING NORMAL UNIVERSITY PRESS

义务教育教科书

ENGLISH

# 英语

三年级起点

四年级 上册

主 编 王 蔷 Ken Methold  
副主编 曹瑞珍 陈则航

北京师范大学出版社



北京师范大学出版社  
· 北京 ·

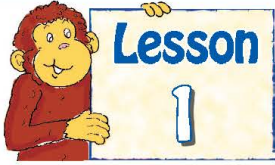
# Contents



Unit 1	Signs	2
Unit 2	Shopping	14
Unit 3	Uncle Booky's Study	26
Unit 4	Bobby's House	38
Unit 5	At School	50
Unit 6	Review	62
	Progress Check	71
	Vocabulary	75
	Word List	78






# Unit 1 Signs




## Don't walk.

### 1 Listen and Read



2 Learn to Say



Don't walk.



Don't litter.



Don't touch.



No food.



No parking.



No smoking.


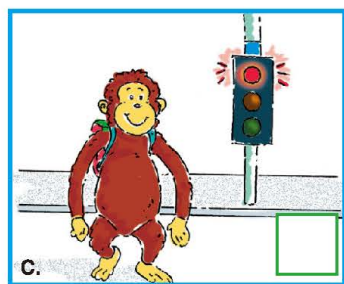



No bikes.



No cameras.

3 Listen and Number









# Lesson

# 2

# Don't worry.

## 1 Listen and Read



## 2 Talk Together



Don't worry.



Don't cry.



Don't be afraid.

## 3 Let's Chant

Look left. Look right.  
 Look left. Look right.  
 Look at the traffic light.

Don't walk. Don't run.  
 Don't walk. Don't run.  
 Wait for the green light.




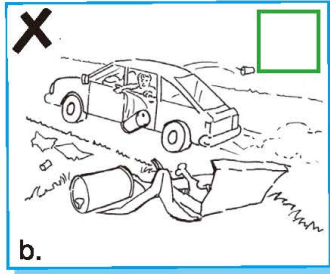





# Lesson 3

## Have Fun

### 1 Listen and Number



### 2 Game Time

What's wrong? Say the signs and put them into the picture.






### 3 Show Time

Act out the story in groups with the help of the pictures.



### 4 Uncle Booky's Blackboard

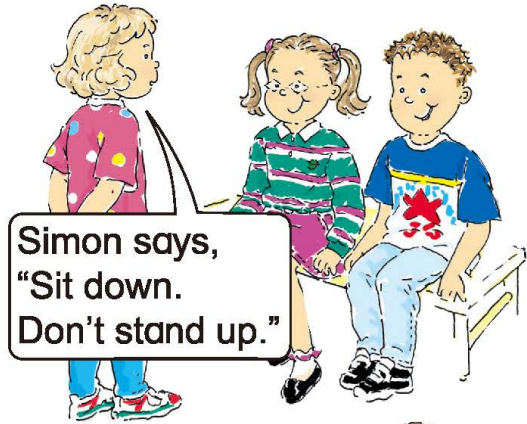

Don't walk.	Don't worry.	No food.
Don't touch.	Don't be afraid.	No bikes.
	Don't cry.	No smoking.
		No parking.




Don't = Do not



## 1 Act Out



Take out your book.



Open your book.




Close your book.



Put up your hand.

## 2 Let's Sing



Simon says ...  
 Stand up. Sit down.  
 One, two, three, four.  
 Don't walk. Don't touch.  
 Five, six, seven, eight.  
 Do this. Do that.  
 Don't do this. Don't do that.  
 Nine, ten. Thank you, Ken.

### 3 Trace and Say



No food.



No swimming.



No cameras.



Don't touch.



Don't litter.



No smoking.



Don't



No



### 4 Culture Corner


#### On the Road



in the UK



in Australia



in Singapore

What about in China?








# Lesson 5


# Get It Right

## 1 Look and Write

Don't run. Don't touch. No swimming. No food. No cameras.




## 2 Listen and Repeat



## 3 Listen for Sounds

Cross out (X) the word that doesn't belong.



## 4 Read with Uncle Booky



bag	hat	cat	crab	fan	pat
cake	snake	cage	gate	name	lake



# Lesson 6

## Round Up

① Say the following signs. 说一说下列标志的意思。



② Match the sentences with the pictures. 将图片和句子连线。



Don't touch.  
Don't litter.  
Don't walk.

Don't run.  
No bikes.  
No parking.



③ Group the words. 根据发音, 给单词分组。

apple snake cat name

carrots bag cage gate

apple

snake

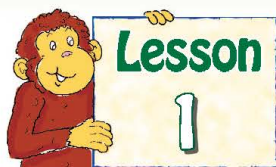
### Self-assessment 自评表

- 我能用英语说出本单元学过的标志。 😊 😐 😞
- 我能说出本单元学习的单词。 😊 😐 😞
- 我能讲述本单元的故事。 😊 😐 😞
- 我能和同学合作表演故事。 😊 😐 😞
- 我能说唱本单元的歌曲和歌谣。 😊 😐 😞

# Uncle Booky's Storytime




# Unit 2 Shopping




## How much is it?

### 1 Listen and Read





2 Learn to Say



11  
eleven

12  
twelve

13  
thirteen

14  
fourteen

15  
fifteen

16  
sixteen

17  
seventeen

18  
eighteen

19  
nineteen

20  
twenty

3 Listen and Match




16 yuan

11 yuan



13 yuan

12 yuan



15 yuan

19 yuan





# Lesson

# 2

# How much are they?

## 1 Listen and Read

Look at the sunglasses!

6



How much are they?

Look at Mocky.

7



They are 30 yuan.

Look! How do I look?

8



9

Thief! Thief!  
Stop the thief!




10

Well done, Mocky!  
Well done!



## 2 Talk Together



30

thirty

40

forty

50

fifty

60

sixty

70

seventy

80

eighty

90

ninety

100

one hundred

## 3 Let's Sing

### Twenty Little Monkey Toys

One little, two little, three little monkeys,  
 Four little, five little, six little monkeys.  
 Seven little, eight little, nine little monkeys,  
 Ten little monkey toys.

Eleven, twelve, thirteen monkeys,  
 Fourteen, fifteen, sixteen monkeys.  
 Seventeen, eighteen, nineteen monkeys,  
 Twenty monkey toys.






# Lesson


# 3


# Have Fun

## 1 Listen and Check (✓)

1.  forty yuan   
sixty yuan

2.  thirty yuan   
twenty yuan


3.  twenty yuan   
thirty yuan

4.  ninety yuan   
eighty yuan

5.  fifty yuan   
fifteen yuan


## 2 Game Time

What is twenty-one and thirty-four?



It's fifty-five.

What is forty-two and fifty-eight?




It's one hundred.

\_\_\_\_\_ + \_\_\_\_\_ = \_\_\_\_\_      \_\_\_\_\_ + \_\_\_\_\_ = \_\_\_\_\_  
 \_\_\_\_\_ + \_\_\_\_\_ = \_\_\_\_\_      \_\_\_\_\_ + \_\_\_\_\_ = \_\_\_\_\_

### 3 Show Time

Act out the story in groups with the help of the pictures.



### 4 Uncle Booky's Blackboard



How much is the toy train?

It's twenty yuan.

How much are they?

They are thirty yuan.

Here is the money.

Thank you.



# Lesson

# 4

# Have a Try

## 1 Act Out

1. Choose a store and sell things.
2. Go and buy five things in other stores.



Toy Store

Food Store

Vegetable Store

Clothes Store

**My Shopping List**

1. \_\_\_\_\_ yuan
2. \_\_\_\_\_ yuan
3. \_\_\_\_\_ yuan
4. \_\_\_\_\_ yuan
5. \_\_\_\_\_ yuan

## 2 Let's Chant

Let's go to the toy store,  
 Toy store, toy store.  
 Let's go to the toy store,  
 To buy a little doll.  
 How much is it?  
 How much is it?  
 It's 10 in all.



### 3 Read and Write

Fifteen and twenty is \_\_\_\_\_ .

$15+20=$  \_\_\_\_\_

forty

Thirty and fifty is \_\_\_\_\_ .

\_\_\_\_\_

sixty-five

Twenty-five and forty is \_\_\_\_\_ .

\_\_\_\_\_

eighty

Sixty and \_\_\_\_\_ is one hundred.

\_\_\_\_\_

thirty-five

### 4 Culture Corner

#### Money



pound



dollar



euro

What about in China?



# Lesson

# 5

# Get It Right

## 1 Read and Say

How much is the plane?

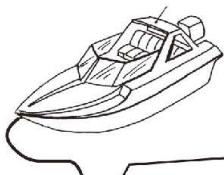
It's 50 yuan.

How much are the pencils?

They're \_\_\_ yuan.

How much is the doll?

It's \_\_\_ yuan.



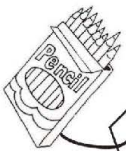
twenty yuan



fifty yuan



sixteen yuan



fourteen yuan



thirty-five yuan



twenty-seven yuan

How much are the books?

They're \_\_\_ yuan.

How much is the car?





\_\_\_\_\_

How much is the boat?

\_\_\_\_\_

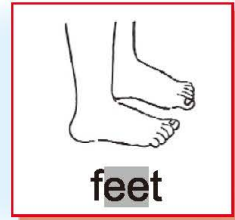








## 2 Listen and Repeat




## 3 Listen for Sounds

Cross out (X) the word that doesn't belong.



## 4 Read with Uncle Booky



pen pencil egg desk leg net

bee see three tree sheep cheese



# Lesson

# 6

# Round Up

1 Choose and write. 看图补全句子。

eighty


eighteen

fifty

twenty-five

1. How much is the train?  
It's \_\_\_\_\_ yuan.

2. How much is the boat?  
It's \_\_\_\_\_ yuan.



3. How much are the plane and the boat?  
They are \_\_\_\_\_ yuan.

4. How much are the ball and the kite?  
They are \_\_\_\_\_ yuan.

2 Write the numbers. 找规律，写数字。

eighteen

seventeen

fifty

seventy

ninety-five

ninety-nine

3 Group the words. 根据发音，给单词分组。

elephant tree bee beans

peach pencil eggs keys



elephant

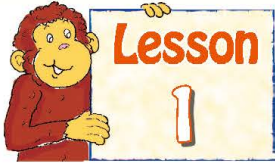
tree

### Self-assessment 自评表

- 我能写100以内的数字。 😊 😐 😞
- 我能用英语询问价格。 😊 😐 😞
- 我能讲述本单元的故事。 😊 😐 😞
- 我能和同学合作表演故事。 😊 😐 😞
- 我喜欢说唱本单元的歌曲和歌谣。 😊 😐 😞





# Uncle Booky's Storytime






## Whose CDs are those?

### 1 Listen and Read



2 Learn to Say



3 Listen and Match

Write the numbers.

Ann's \_\_\_\_\_


Mocky's \_\_\_\_\_

Ken's \_\_\_\_\_

Aunt Booky's \_\_\_\_\_

Lulu's \_\_\_\_\_

Uncle Booky's \_\_\_\_\_





# Lesson

# 2

# Is this Aunt Booky's watch?

## 1 Listen and Read

6 Is this Aunt Booky's watch, Mocky?

Yes, it is.

7 Are these Uncle Booky's books?

No, they aren't. They're Aunt Booky's.

8 Are these your glasses, Uncle Booky?

Yes, they are.


9

10 What's that noise?

Sorry, Aunt Booky!

11 What a tidy and clean study! Thank you, children!

## 2 Talk Together



umbrella



book



ball



doll




toy car



ruler

## 3 Let's Sing



Ken's book,  
Ann's ball.  
One, two, three.

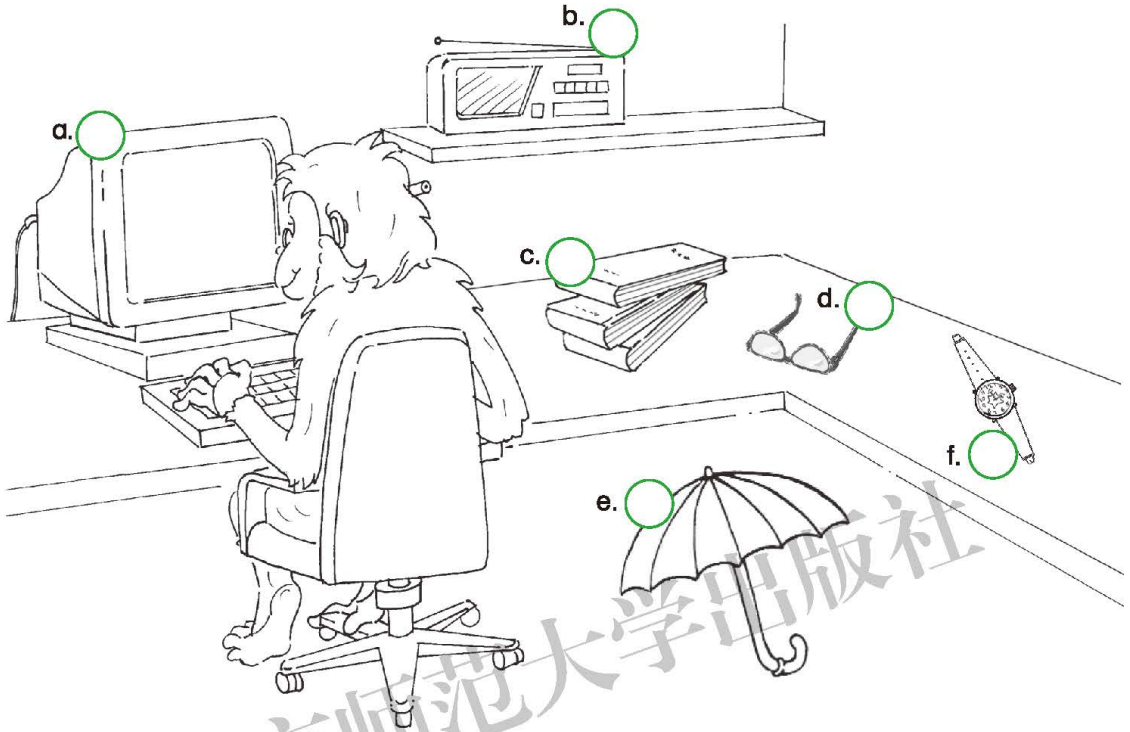
Lulu's boat,  
Danny's car.  
Four, five, six.

Your house,  
My house,  
Seven and eight.


This house, that house,  
Nine and ten.



## 1 Listen and Number




## 2 Game Time





### 3 Show Time

Act out the story in groups with the help of the pictures.



### 4 Uncle Booky's Blackboard



Whose umbrella is this?

It's Aunt Booky's.

Whose CDs are those?

They're Uncle Booky's.

Is this Aunt Booky's watch?

Yes, it is.

Are these Uncle Booky's books?

No, they aren't.



# Lesson

# 4

# Have a Try


## 1 Act Out

Put it into the box.



Now let's guess.  
Whose pen is it?

Is it Li Na's pen?



## 2 Let's Chant

Whose doll,  
Whose doll,  
Whose doll is this?  
It's Ann's,  
It's Ann's,  
It's Ann's doll.

Whose toys,  
Whose toys,  
Whose toys are these?  
They're Ken's,  
They're Ken's,  
They're Ken's toys.



### ③ Read, Trace and Write

They're Ann's

glasses.



It's Uncle Booky's

umbrella.



It's Aunt Booky's

watch.



It's Ken's

computer.



They're Mocky's

CDs.



It's Danny's

camera.



They're Kate's

books.










# Lesson 5

## Get It Right

### 1 Read and Check (✓)


	<p>1. This is Ann's TV. <input type="checkbox"/></p> <p>2. This is Ann's radio. <input type="checkbox"/></p> <p>3. This is Ken's computer. <input type="checkbox"/></p>
	<p>4. These are Ken's hats. <input type="checkbox"/></p> <p>5. These are Ken's books. <input type="checkbox"/></p> <p>6. These are Ken's pencils. <input type="checkbox"/></p>
	<p>7. These are Mocky's CDs. <input type="checkbox"/></p> <p>8. These are Ann's CDs. <input type="checkbox"/></p> <p>9. These are Mocky's glasses. <input type="checkbox"/></p>
	<p>10. This is Lulu's computer. <input type="checkbox"/></p> <p>11. This is Lulu's TV. <input type="checkbox"/></p> <p>12. This is Lulu's umbrella. <input type="checkbox"/></p>

2 Listen and Repeat



3 Listen for Sounds

Cross out (X) the word that doesn't belong.



4 Read with Uncle Booky



fish six listen it bit hit

bike five kite life hide bite



# Lesson

# 6

## Round Up

1 Look at the pictures and answer the questions. 看图回答问题。



Whose CDs are these?



Whose TV is this?



Whose computer is it?




Whose books are these?



Whose camera is this?

2 Work out the puzzle. 完成字谜。

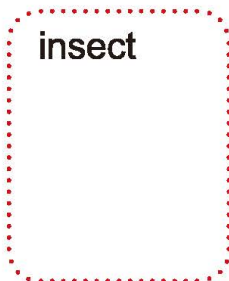
camera	radio	umbrella	TV
CD	computer	doll	glasses
watch			



3 Group the words. 根据发音, 给单词分组。

insect kite six ice

fish listen write five



### Self-assessment 自评表


- 我能说出本单元日常用品的名称。 😊 😐 😞
- 我能说明物品是谁的。 😊 😐 😞
- 我能听指令做动作。 😊 😐 😞
- 我能讲述本单元的故事。 😊 😐 😞
- 我能说唱本单元的歌曲和歌谣。 😊 😐 😞

# Uncle Booky's Storytime


Oh, look! There are two eggs.



Are these your eggs?




Are these your eggs?



Are these their eggs?



Look!



Here are your babies.





## This is the living room.

### 1 Listen and Read

**1** This is Bobby's house. Knock on the door, Ken.

**2** Welcome to my house. Come in, please.

Thank you, Bobby.

**3** This is the living room.

Oh, it's so nice!

**4** Whose bedroom is this?

This is my sister's bedroom. She is sleeping.



**5** That's the bathroom. My uncle is washing.

**6** Come on! There is a river out here.

What a nice house!



## 2 Learn to Say



bedroom

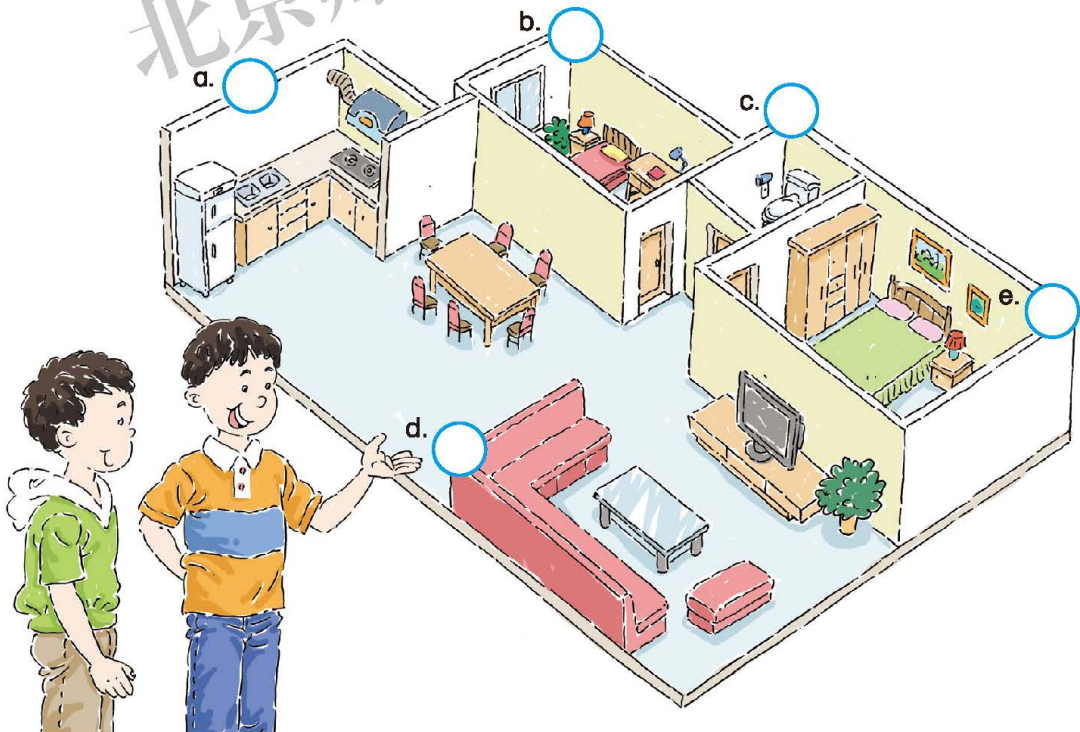


bathroom



kitchen

## 3 Listen and Number





# Lesson

# 2

# Mom is cooking.

## 1 Listen and Read

7

That's my father.

What is he doing?

He's fishing!

8

This is the kitchen. My mom's cooking.

9

Hello, Mrs Bear. What are you cooking?

Hello, children. I'm making some cookies.

10

It's dinner time. Let's have dinner together.

11

Thank you, Mrs Bear.


Yum!

## 2 Talk Together

What is Kate doing?



She's studying.



cooking



washing



drinking



studying



eating



painting



sleeping

## 3 Let's Sing

We're cooking,  
Cooking dinner.  
We're cooking dinner now.

We're eating,  
Eating dinner.  
We're eating dinner now.

We're washing,  
Washing dishes.  
We're washing dishes now.

We're sleeping,  
In our bedrooms.  
We're sleeping,  
Sleeping now.









# Lesson 3

## Have Fun

### 1 Listen and Check (✓)



### 2 Game Time

Choose a room.  
Draw and say.



### 3 Show Time

Act out the story in groups with the help of the pictures.



### 4 Uncle Booky's Blackboard

What is he doing?

He is fishing.

What is she doing?

She is sleeping.

What are you doing?

I am eating.



This is the living room.

This is the kitchen.

This is the bathroom.


This is the bedroom.



# Lesson 4

## Have a Try

### 1 Act Out



### 2 Let's Chant

This is the kitchen.  
A very clean kitchen.  
He's cooking in the kitchen.





This is the bedroom.  
A very big bedroom.  
She's sleeping in the bedroom.

This is the living room.  
A very nice living room.  
We're watching TV in the living room.



### 3 Trace and Write



### 4 Culture Corner

#### Typical Houses



in the UK



in the US



in China

What are typical houses in your town?



# Lesson

# 5

# Get It Right

## 1 Read and Check (✓)



- 1. Bobby Bear is sleeping.
- 2. Bobby Bear is playing.



- 3. Bobby Bear is studying.
- 4. Bobby Bear is washing.



- 5. Mrs Bear is cooking.
- 6. Mrs Bear is drinking.



- 7. Uncle Booky is reading.
- 8. Uncle Booky is writing.



- 9. Ann is singing.
- 10. Ann is speaking.






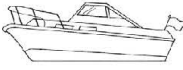




## 2 Listen and Repeat



## 3 Listen for Sounds

Cross out (X) the word that doesn't belong.

1.	 lock	 potatoes	 dog	 frog
2.	 coat	 boat	 sock	 goat

## 4 Read with Uncle Booky



doll frog sock dog hot body

boat coat loaf road load soap



# Lesson 6

## Round Up

1 What are they doing? 说一说他们正在做什么事情。



2 Complete the sentences. 看图补全句子。



1.



2.



3.

This is the \_\_\_\_\_. This is the \_\_\_\_\_. This is the \_\_\_\_\_.



4.



5.

This is the \_\_\_\_\_. This is the \_\_\_\_\_.

- bathroom
- bedroom
- kitchen
- study
- living room

3 Group the words. 根据发音，给单词分组。

- dog coat sock lock
- boat frog goat road





dog

coat

### Self-assessment 自评表

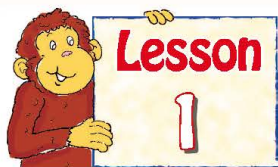
- 我能用英语介绍自己的房间。 😊 😐 😞
- 我能描述正在做的事情。 😊 😐 😞
- 我喜欢本单元的歌曲和歌谣。 😊 😐 😞
- 我喜欢本单元的故事。 😊 😐 😞
- 我能和同学合作，积极参加课堂活动。 😊 😐 😞

# Uncle Booky's Storytime



# Unit 5

# At School




## What subjects do you have?

### 1 Listen and Read

Today is the School Open Day, Mocky.


Welcome to our school, Mocky!



What subjects do you have, Wang Li?

What subjects do you like?

I like English and math.




We have many subjects, math, English, Chinese and ...



But I like playing!

Ken and Ann have P.E. class today. You can go with them!



5



Look. This is their P.E. teacher, Mr Li.

Cool! Thank you, Wang Li.

## 2 Learn to Say

What subjects do you have today?

We have Chinese, music, math and P.E.




Chinese



music



art



English



P.E.







science





math

## 3 Listen and Number




# This is our classroom.

## 1 Listen and Read




## 2 Talk Together



## 3 Let's Sing

Go, go, go to school,  
Happily with my friends.  
Science, computer, music and art,  
All that I love.

Play, play, play fun games,  
Happily with my friends.  
Throw, kick, catch and pass,  
All I can do.









# Lesson 3

## Have Fun

### 1 Listen and Number



### 2 Game Time

Choose and write nine words. Listen to your teacher and cross (X).

Chinese    math    art    computer    classroom    school  
 English    P.E.    music    library    playground    office






### 3 Show Time

Act out the story in groups with the help of the pictures.



### 4 Uncle Booky's Blackboard



What subjects do you have today?  
We have Chinese, math and English.

What subjects do you like?  
I like music and art.

This is our classroom.  
That's their goal.



# Lesson

# 4

# Have a Try

## 1 Act Out

What subjects do you like?



What subjects do you like?

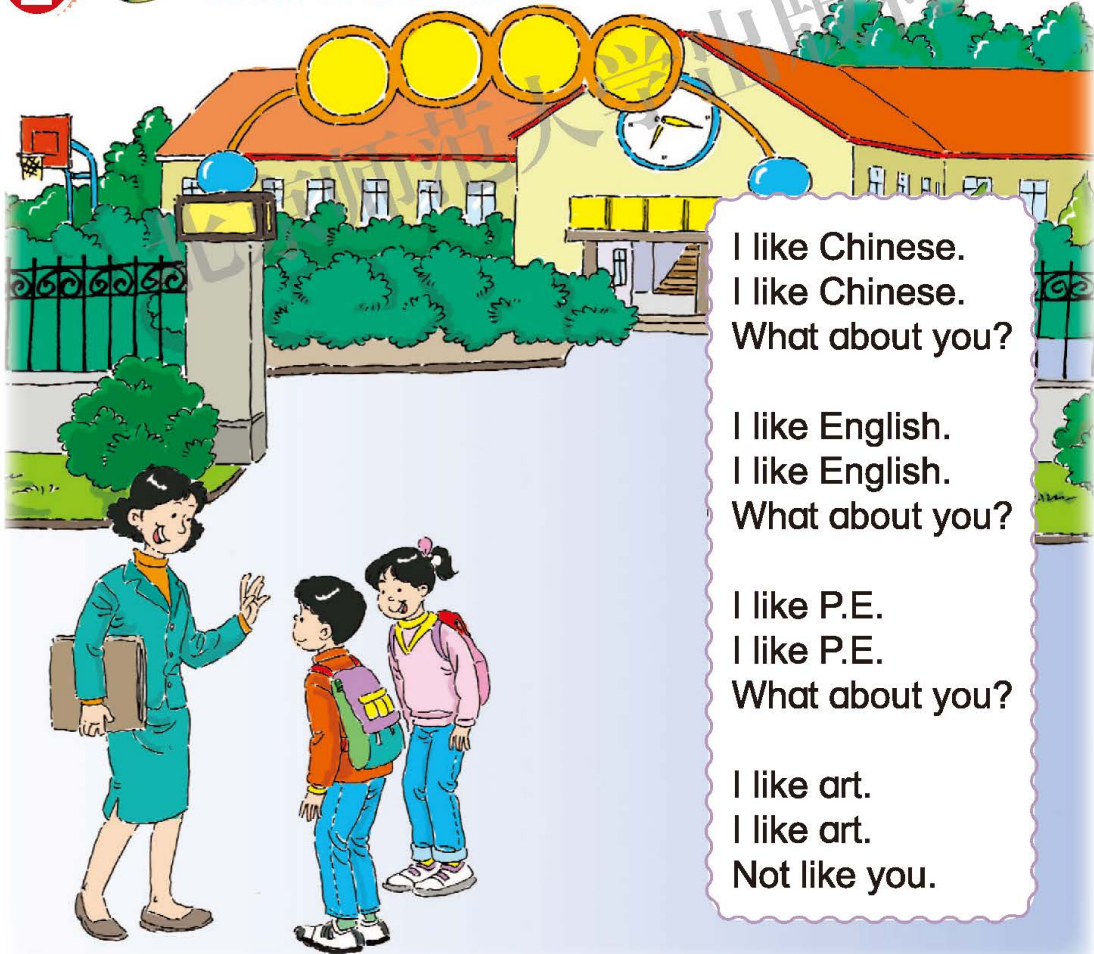


I like English and math.

I like P.E.

	Chinese	math	English	P.E.	music	art	science
Me							
_____							
_____							

## 2 Let's Chant



I like Chinese.  
I like Chinese.  
What about you?

I like English.  
I like English.  
What about you?


I like P.E.  
I like P.E.  
What about you?

I like art.  
I like art.  
Not like you.

③ Trace and Write

math English Chinese P.E. art music


What subjects do you like?



I like math.



I like \_\_\_\_\_.



I like \_\_\_\_\_ and \_\_\_\_\_.



I like \_\_\_\_\_.

What about you?



\_\_\_\_\_

\_\_\_\_\_

\_\_\_\_\_.



## 1 Read and Match

### My School



This is the art room.

I am painting.



This is the playground.

I am playing.



This is the library.


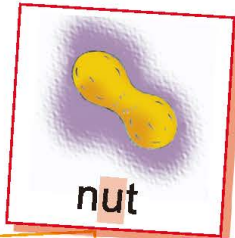
I am reading.



This is the classroom.



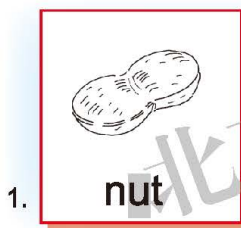
I am studying.

## 2 Listen and Repeat



## 3 Listen for Sounds

Cross out (X) the word that doesn't belong.



## 4 Read with Uncle Booky



nut run jump sun fun butter

June blue flute Sue rule glue






# Lesson

# 6

## Round Up

1 Introduce these teachers. 请介绍这些老师。



2 Match the pictures with the words. 给图片和单词连线。



classroom

teachers' office

library

playground

3 Group the words. 根据发音, 给单词分组。

nut

mug

June

jump

flute

umbrella

blue

sun

nut

June

### Self-assessment 自评表

• 我能介绍我们的学校和老师。



• 我能说出一些学科的名称。







• 我能与同学合作表演本单元的故事。



• 我能说唱本单元的歌曲和歌谣。




# Uncle Booky's Storytime




# Unit 6 Review

## 1 Listen and Read







## 2 Listen and Number



## 3 Listen for Sounds

Cross out (X) the word that doesn't belong.

1.	 feet	 beans	 pen	 three
2.	 bike	 kite	 five	 six
3.	 orange	 boat	 frog	 lock

4

## Read and Write

# TOY STORE

eighty yuan

ninety yuan

eight yuan

sixteen yuan

fourteen yuan

twenty yuan

twelve yuan

seventy-five yuan

one hundred

fifty yuan

book	¥16
CD	¥
boat	¥
car	¥
bag	¥
kite	¥

## 5 Talk Together



## 6 Write the Numbers

Think and write.

three

six

nine

seventeen

sixteen

eighty

seventy

thirty-one

sixty-one

ten

fifty


7



## Listen and Check (✓)

1. a. They are Aunt Booky's.

b. They are Uncle Booky's.



2. a. It's Mocky's toy car.

b. It's Ann's toy car.



3. a. He is playing.

b. He is sleeping.



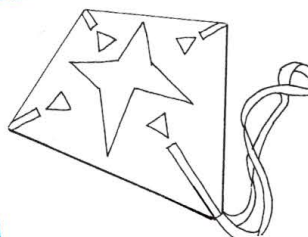
4. a. She's our English teacher.

b. She's our math teacher.



5. a. It's twenty yuan.

b. It's twelve yuan.



# 8 Trace and Write

sleeping

painting

washing

cooking



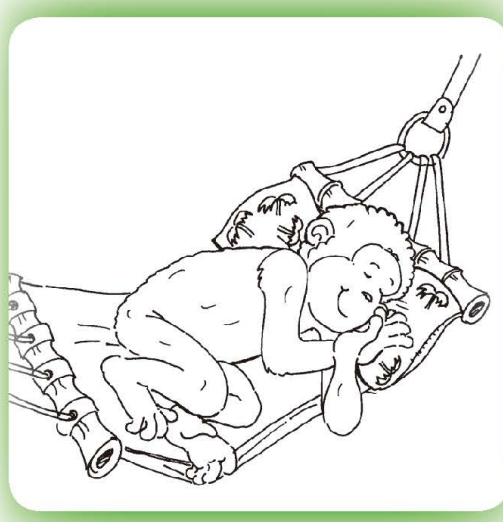
Mocky is \_\_\_\_\_.



Mocky is \_\_\_\_\_.



Mocky is \_\_\_\_\_.



\_\_\_\_\_  
\_\_\_\_\_  
\_\_\_\_\_.

# 9 Let's Sing



## We Wish You a Merry Christmas

We wish you a Merry Christmas.

We wish you a Merry Christmas.

We wish you a Merry Christmas,  
And a Happy New Year.

Good tidings we bring  
To you and your kin.

Good tidings for Christmas,  
And a Happy New Year.



# 10 Find the Words



MATH



MUSIC



ENGLISH



CHINESE



SCIENCE



ART

A	R	T	A	S	E	S	B
C	T	M	I	C	Z	X	A
E	N	G	L	I	S	H	P
M	A	T	H	E	B	C	O
D	F	U	T	N	G	Q	N
M	U	S	I	C	L	M	K
C	H	I	N	E	S	E	J
E	V	S	W	X	R	I	H

# 11 Group the Words

kitchen

library

bedroom

classroom

playground

bathroom

art room

teachers' office

living room

computer room

study

**In a school**

**In a house**















## Self-assessment 自评表

- 我喜欢参与的活动是: \_\_\_\_\_
- 我觉得容易的单元有: \_\_\_\_\_
- 我觉得比较难的单元有: \_\_\_\_\_
- 我觉得有趣的内容是: \_\_\_\_\_
- 对于今后的英语学习, 我打算 \_\_\_\_\_








# Progress Check


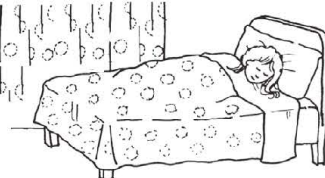


## 1 Listen and Choose

1.  a. <input type="checkbox"/>	 b. <input type="checkbox"/>	 c. <input type="checkbox"/>
2.  a. <input type="checkbox"/>	 b. <input type="checkbox"/>	 c. <input type="checkbox"/>
3.  a. <input type="checkbox"/>	 b. <input type="checkbox"/>	 c. <input type="checkbox"/>
4.  a. <input type="checkbox"/>	 b. <input type="checkbox"/>	 c. <input type="checkbox"/>

## 2 Listen and Check (✓)


					
Tom					
Lucy					
Mary					

### 3 Check (✓) the Sentences

<p>1. How much is the boat? It's eighty-five yuan. <input type="checkbox"/> It's fifty-eight yuan. <input type="checkbox"/></p>	
<p>2. What is Lisa doing? She's reading. <input type="checkbox"/> She's sleeping. <input type="checkbox"/></p>	
<p>3. Don't touch. <input type="checkbox"/> Don't walk. <input type="checkbox"/></p>	
<p>4. No parking. <input type="checkbox"/> No bikes. <input type="checkbox"/></p>	

### 4 Read and Match

What are you doing, Tom?	No, he's crying.
What's Kate doing?	I'm reading.
What's Lisa doing?	She's eating a banana.
Is Ben sleeping?	She's playing with the cat.



## 5 Trace and Write

drawing writing eating drinking playing



He's drawing.



He's



He's




## 6 Choose and Write



No



No



No smoking.












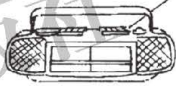



No food.

Don't touch.

Don't walk.













Don't litter.

# 7 Cross Out (X) the Different Word

1. a.  gate	b.  snake	c.  carrots
2. a.  bee	b.  feet	c.  elephant
3. a.  bike	b.  insect	c.  fish
4. a.  lock	b.  frog	c.  radio
5. a.  nut	b.  flute	c.  mug

# 8 Read and Check (✓)

Are they the same?

-   Yes   
No
-   Yes   
No
-   Yes   
No
-   Yes   
No
-   Yes   
No
-   Yes   
No

# Vocabulary



## Unit 1

*sign	标志, 指示牌	2
left	左; 向左	2
right	右; 向右	2
*litter	乱丢垃圾	2
sorry	对不起	2
very	很, 非常	2
*smoking	吸烟, 抽烟	2
*touch	触摸	3
food	食物	3
parking	停车	3
*camera	照相机	3
worry	担心	4
afraid	害怕的	4
cry	哭	4
try	尝试	4

## Unit 2

shopping	购物	14
how much	多少钱	14
train	火车	14

plane	飞机	14
*money	钱	14
*doll	玩具娃娃	15
eleven	十一	15
twelve	十二	15
thirteen	十三	15
fourteen	十四	15
fifteen	十五	15
sixteen	十六	15
seventeen	十七	15
eighteen	十八	15
nineteen	十九	15
twenty	二十	15
look at	看	16
thirty	三十	17
forty	四十	17
fifty	五十	17
sixty	六十	17
seventy	七十	17
eighty	八十	17
ninety	九十	17

注: 带“\*”号的为《义务教育英语课程标准(2011年版)》二级词汇表未收录的词汇。后面的数字表示单词在教材中出现的页码。

hundred 百 17

### Unit 3

study 书房 26  
whose 谁的 26  
\*CD 激光唱片; 光盘 26  
new 新的 26  
umbrella 伞 26  
chair 椅子 27  
watch 手表 27  
TV 电视, 电视机 27  
table 桌子 27  
\*radio 收音机 27  
\*glasses 眼镜 28  
\*tidy 整洁的, 整齐的 28  
clean 干净的 28

### Unit 4

living room 客厅 38  
room 房间 38

door 门 38

welcome 欢迎 38

nice 好的 38

bedroom 卧室 38

sleep (sleeping) 睡觉 38

\*bathroom 浴室; 卫生间 38

wash (washing) 洗 38

river 河 38

kitchen 厨房 39

cook (cooking) 烹调, 做饭 40

fish (fishing) 钓鱼 40

Mrs 夫人, 太太 40

make (making) 做 40

dinner 正餐, 晚餐 40

drink (drinking) 喝 41

study (studying) 学习 41

eat (eating) 吃 41

\*paint (painting) 绘画 41

### Unit 5

school	学校	50
subject	科目	50
have	有	50
math	数学	50
English	英语	50
Chinese	语文; 中文	50
P.E.	体育	50
class	课	50
their	他们的	50
teacher	教师, 老师	50
music	音乐	51
art	美术; 艺术	51
science	科学	51
*classroom	教室	52
blackboard	黑板	52
*office	办公室	52
playground	操场	52
library	图书馆	53

### Unit 6

*Christmas	圣诞节	62
party	聚会	62
beautiful	美丽的	62
*gift	礼物	62
parents	父母	62
some	一些, 若干	63



# Word List



<b>A</b>			<b>D</b>		
afraid	害怕的	4	dinner	正餐, 晚餐	40
art	美术; 艺术	51	*doll	玩具娃娃	15
<b>B</b>			door	门	38
*bathroom	浴室; 卫生间	38	drink (drinking)	喝	41
beautiful	美丽的	62	<b>E</b>		
bedroom	卧室	38	eat (eating)	吃	41
blackboard	黑板	52	eighteen	十八	15
<b>C</b>			eighty	八十	17
*camera	照相机	3	eleven	十一	15
*CD	激光唱片; 光盘	26	English	英语	50
chair	椅子	27	<b>F</b>		
Chinese	语文; 中文	50	fifteen	十五	15
*Christmas	圣诞节	62	fifty	五十	17
class	课	50	fish (fishing)	钓鱼	40
*classroom	教室	52	food	食物	3
clean	干净的	28	forty	四十	17
cook (cooking)	烹调, 做饭	40	fourteen	十四	15
cry	哭	4	<b>G</b>		
			*gift	礼物	62

注: 带“\*”号的为《义务教育英语课程标准(2011年版)》二级词汇表未收录的词汇。后面的数字表示单词在教材中出现的页码。



\*glasses 眼镜 28

### H

have 有 50

how much 多少钱 14

hundred 百 17

### K

kitchen 厨房 39

### L

left 左; 向左 2

library 图书馆 53

\*litter 乱丢垃圾 2

living room 客厅 38

look at 看 16

### M

make (making) 做 40

math 数学 50

\*money 钱 14

Mrs 夫人, 太太 40

music 音乐 51

### N

new 新的 26

nice 好的 38

nineteen 十九 15

ninety 九十 17

### O

\*office 办公室 52

### P

\* paint (painting) 绘画 41

parents 父母 62

parking 停车 3

party 聚会 62

P.E. 体育 50

plane 飞机 14

playground 操场 52

### R

\*radio 收音机 27

right 右; 向右 2

river 河 38

room 房间 38

<b>S</b>			
school	学校	50	
science	科学	51	
seventeen	十七	15	
seventy	七十	17	
shopping	购物	14	
*sign	标志, 指示牌	2	
sixteen	十六	15	
sixty	六十	17	
sleep (sleeping)	睡觉	38	
*smoking	吸烟, 抽烟	2	
some	一些, 若干	63	
sorry	对不起	2	
study	书房	26	
study (studying)	学习	41	
subject	科目	50	

<b>T</b>			
table	桌子	27	
teacher	教师, 老师	50	
their	他们的	50	
thirteen	十三	15	

thirty	三十	17
*tidy	整洁的, 整齐的	28
*touch	触摸	3
train	火车	14
try	尝试	4
TV	电视, 电视机	27
twelve	十二	15
twenty	二十	15

<b>U</b>		
umbrella	伞	26

<b>V</b>		
very	很, 非常	2

<b>W</b>		
wash (washing)	洗	38
watch	手表	27
welcome	欢迎	38
whose	谁的	26
worry	担心	4



# 后 记

《北师大版义务教育教科书》由众多国家基础教育课程标准研制组负责人和核心成员、学科专家、教育专家、心理学专家和特级教师参加编写，研究基础深厚、教育理念先进、编写质量上乘、服务水平专业。教材力求反映国家基础教育课程标准精神，重视多种信息资源手段的利用，适当体现最新的学科进展，强调知识、技能与思想方法在实际生活中的应用，贴近学生生活，关注学生的学习过程，满足学生多样化的学习需求，促进每一位学生的全面发展。

《北师大版义务教育教科书·英语》(三年级起点)以儿童喜闻乐见的连环画故事为主线，以听故事、读故事、讲故事、演故事为主要学习活动，将语言学习置于真实有趣的生活情境中，力求体现“用英语做事情”的理念。教学活动的设计从小学生生活经验、学习兴趣和认知特点出发，倡导在语境中理解和体验语言的意义，通过参与、体验、探究、实践等多种活动形式，帮助学生巩固和内化语言，发展学习策略，渗透对学生正确的价值观和良好行为习惯的培养，帮助学生逐步形成语言学习的自信心和初步的语言运用能力，真正体现英语课程的工具性和人文性特征。

教材的编排和内容的选择遵循小学生语言学习的规律，突出循序渐进的语言学习过程，为学生达到小学阶段的英语教学要求奠定稳固的基础，为学生今后学习英语做好语言技能、语言知识、情感态度、学习策略和文化意识等方面的准备。

参与本册教材修改与讨论的人员有：马欣、尹宏、王建平、王曼怡、李棚、沈玲娣、陈飞、郑坤萍、赵春生、章兆丰、樊波。还有很多实验区的教研员和一线教师为教材的修改提供了宝贵的意见，在此一并表示衷心的感谢！

由于时间仓促，教材中的错误在所难免，恳请使用者批评指正。欢迎来电来函与我们联系：北京师范大学出版社基础教育分社(100875)，(010) 58802831。

北京师范大学出版社