



义务教育教科书

英语

ENGLISH

七年级(下册)

北京师范大学出版社



北京师范大学出版社
BEIJING NORMAL UNIVERSITY PRESS

义务教育教科书

ENGLISH

英语

七年级 下册

主 编 王 蔷
副 主 编 曹瑞珍 陈则航
本册主编 曹瑞珍 马 欣



北京师范大学出版社
· 北京 ·

前言

同学们:

翻开教材,你们会发现,这本教材的每个单元包含不同的学习板块。了解教材的内容和结构对充分利用教材展开学习有重要意义。下面我们就一起看看各个板块的主要内容和功能吧。

Getting Ready



这是每个单元的起始。你们将在这个板块了解单元话题和单元学习目标,学习话题词汇,并使用这些词汇进行初步的讨论。

Lessons

每单元有三个语言输入课。你们将在这些课中学习语言知识,提升语言技能。



Communication Workshop

这一课是语言输出课。你们将在学习范文的基础上,逐步提高英语写作和口语表达的能力。



Check Your Progress



学完了前面的内容,你们将在这里对所学内容进行自我检测,了解自己的学习效果。

Across Cultures / Fun Zone

这两个板块呈现了中外文化知识和轻松、有趣的英语活动,是弹性学习内容。你们可以根据学习情况选择使用。



Study Help

你们将在这个板块了解多种学习策略。试试看,你们会发现适合自己的学习方法。



Unit Diary



这是每个单元的结尾。反思一下,自己在这个单元学到了什么,有哪些进步,哪里有待提高。

教材除了以上主要学习单元外,还设计了丰富的**自主学习资源**。如果有兴趣,请读一读**Literature Spot**中的经典文学作品,与其他同学合作完成**Project**,做一做**Workbook**中与学习单元配套的练习。如果学习中遇到了困难,试着到**Grammar Summary**、**Notes to the Texts**、**Tapescripts**以及**词表**中查找答案。衷心希望你们感受英语学习的快乐,不断进步!

Scope and Sequence

Unit	Skills
<p style="text-align: center;">1 Daily Life 5~16</p>	<p>Reading: A Dangerous Job; Safety First Listening: After School Speaking: Talking about daily activities Writing: My Day</p>
<p style="text-align: center;">2 On the Weekend 17~28</p>	<p>Reading: Helping at Home; Talking to Friends Listening: Going Out Speaking: Talking about weekend activities; asking for and giving directions Writing: A Text Message</p>
<p style="text-align: center;">3 Food and Drink 29~40</p>	<p>Reading: At a Restaurant; Food for Sport Listening: Shopping for Food Speaking: Shopping for food; ordering food in a restaurant Writing: A Survey Report</p>
<p style="text-align: center;">4 Seasons and Weather 41~52</p>	<p>Reading: Weather in Beijing; Summer Holiday Listening: Weather Around the World Speaking: Talking about weather and holidays Writing: A Seasonal Travel Guide</p>
<p style="text-align: center;">5 Now and Then 53~64</p>	<p>Reading: Changes in Our Town; My First Day Listening: My Favourite Teacher Speaking: Talking about the present and the past Writing: My English Learning Experience</p>
<p style="text-align: center;">6 The Animal Kingdom 65~76</p>	<p>Reading: Interesting Animals; An Animal Story Listening: My Favourite Animal Speaking: Talking about animals Writing: A Trip to the Zoo</p>
<p>Appendices pp. 77~138</p>	

Functions	Vocabulary	Grammar	Pronunciation
<ul style="list-style-type: none"> Talking about daily routine 	<ul style="list-style-type: none"> Routines Adjectives 	<ul style="list-style-type: none"> 频度副词 一般现在时 	<ul style="list-style-type: none"> /ə/ /ɜ:/ /f/, /v/
<ul style="list-style-type: none"> Asking for and giving directions 	<ul style="list-style-type: none"> Weekend activities Chores Communication tools Places 	<ul style="list-style-type: none"> 现在进行时 	<ul style="list-style-type: none"> /əʊ/ /aʊ/ /θ/, /ð/
<ul style="list-style-type: none"> Shopping Eating out 	<ul style="list-style-type: none"> Food and drink Prices and weights Menu items Food 	<ul style="list-style-type: none"> 可数名词和不可数名词 	<ul style="list-style-type: none"> /eɪ/ /aɪ/ /ɔɪ/
<ul style="list-style-type: none"> Talking about weather 	<ul style="list-style-type: none"> Seasons Weather Months Holiday activities 	<ul style="list-style-type: none"> 一般将来时 	<ul style="list-style-type: none"> /ʃ/, /tʃ/ /m/, /n/, /ŋ/ /r/, /l/
<ul style="list-style-type: none"> Talking about the past and the present 	<ul style="list-style-type: none"> Numbers Adjectives Feelings 	<ul style="list-style-type: none"> 一般过去时 	<ul style="list-style-type: none"> /ɪə/, /eə/ /h/, /j/ /z/, /dʒ/
<ul style="list-style-type: none"> Asking for and giving reasons 	<ul style="list-style-type: none"> Animals Adjectives Parts of the body 	<ul style="list-style-type: none"> 简单句和并列复合句 方式副词 	<ul style="list-style-type: none"> /ʌ/ /ɑ:/ /w/

What can you do in English?

- 1 What can you do in English? Tick the boxes. Then tell the class three things you can do.

Example

I can answer questions about my family.

- 1 I can say hello and answer questions about my name, age and family.
- 2 I can talk about my hobbies and interests.
- 3 I can talk about my likes and dislikes.
- 4 I can ask people simple questions about their lives.
- 5 I can order food in a restaurant.
- 6 I can understand my teacher.
- 7 I can read and understand the instructions (指示语) in this lesson.
- 8 I can write about my family and my life.

What do you remember?

- 2 Put the parts in order of their appearance in a lesson. Write the numbers in the circles.

- Speaking
- Vocabulary
- Grammar
- Warm-up
- Reading

Pronunciation: /ə/

- 9 Complete the words with *er*, *or* or *re*.

Kate is a doct____.
 Aft____ work, she goes
 to the sports cent____ or
 visits her moth____ and fath____.
 They play comput____ games
 togeth____.



- 3 Which of these parts are not in every unit? Circle the headings.

Communication Workshop

Study Help

Across Cultures

Unit Diary

Check Your Progress

Fun Zone

Unit 1

- ▶ Listen to a student talking about his free time.
- ▶ Read about a firefighter's day.
- ▶ Read some safety tips and advice.
- ▶ Write about your day.
- ▶ Learn about the present simple and adverbs of frequency.



Daily Life

Getting Ready

- 1 Look at the Key Words. When do you do these things? Complete the table.

morning	afternoon	evening



Key Words: Routines

brush your teeth, do exercises, do your homework, get up, go to bed / sleep, go to school, have breakfast / lunch / dinner, have classes, make your bed, play sports, take a shower, wash your face, watch TV

- 2 Work in pairs. Tell your partner your routines.

Example

I make my bed in the morning. In the evening, I do my homework and watch TV.

1 After School

Warm-up

- 1 What do you do after school? Discuss in groups and make a list.

Example

read books play basketball



Listening

- 2 Listen to the interview and complete Steve's schedule.

Mon.	16:00 basketball 19:00 TV-news
Tue.	16:00 volleyball _____ TV-news
Wed.	16:00 Drum _____ 19:00 TV-news 20:00 TV-football match
Thur.	16:00 _____ 19:00 TV-news
Fri.	16:00 football 19:00 TV-_____

After-school Activities Survey

Name: Steve

- How often do you play sports after school?
a) always b) usually c) sometimes
d) seldom e) never
- How often do you go to school clubs after school?
a) always b) usually c) sometimes
d) seldom e) never
- How often do you do homework with friends?
a) always b) usually c) sometimes
d) seldom e) never
- How often do you read books in the evening?
a) always b) usually c) sometimes
d) seldom e) never
- How often do you watch TV in the evening?
a) always b) usually c) sometimes
d) seldom e) never

- 3 Listen to the interview again. Circle the letters on the survey.

Daily Life

Vocabulary

4 Complete the sentences with the correct verbs.

do, have, help, play(×2), study, watch(×2)

- 1 My grandparents always _____ the evening news on TV. I like to _____ sports shows.
- 2 — Do you often _____ sports after school?
— Yes, I often _____ basketball with my friends.
- 3 I usually _____ my notes first and then _____ my homework.
- 4 My parents want to _____ me with my homework, but they seldom _____ the time.

Grammar 频度副词

5 Find the adverbs of frequency in the survey in Exercise 3. Complete the scale.

never



6 Look at the Sentence Builder. Find incorrect sentences below and then correct them.

Sentence Builder

Sometimes / Usually, we watch TV at home.

We always / usually / sometimes / seldom / never watch TV at home.

We watch TV at home sometimes / usually.

⇒ Grammar Summary 1, page 100.

- 1 Always, they read books in the evening.
- 2 Usually, he does his homework in his bedroom.
- 3 We watch the evening news sometimes.
- 4 She goes to clubs after school seldom.

Speaking

7 **Pair Work** Talk about the following people's daily activities with adverbs of frequency.

Example

A: How often do your parents play baseball?

B: They never play baseball.

My friends
My parents
My grandparents
Our teachers



sing songs
read history books
listen to pop music
go running
go to the cinema
give homework
...



8 **Your Turn** Do the survey in Exercise 3. Then compare answers with your classmates.

Pronunciation: /ə/

9 Complete the words with *er*, *or* or *re*.

Kate is a doct____.
Aft____ work, she goes
to the sports cent____ or
visits her moth____ and fath____.
They play comput____ games
togeth____.



10 Listen again and read aloud.

2 A Dangerous Job

Warm-up

1 What do you think a firefighter's job is like? (e.g., Is it interesting?)

Key Words: Adjectives

boring, dangerous, difficult, easy, important, interesting, safe

Example

I think it's dangerous.

Reading

2 Read the text and put the numbers in the blanks. Then listen and check.

3 5 39 911

The Life of a Firefighter

Jim Robert is a firefighter in the US. He tells us about his life.

I live in a room with seven other firefighters. Every day we get up at 5:20 and then we tidy our room. It is boring, but we have to do it. At 6:00, training starts with team exercise. There are a) _____ firefighters in our team.

One hour later, we have our breakfast. We have to eat very fast because we do not have much time. Then we run at 8:30 in the morning. We always run b) _____ km. It's not easy at all.

We have lunch at 12:00. After lunch, we can get some rest. At 14:00, the team goes for skills training. We practise c) _____ skills: driving, firefighting and communicating. Every day, after dinner, we have some free time. The team usually goes to bed at 22:00.

Well, this is our life when things are fine. If there is a fire or someone calls d) _____, we have to stop everything and get out fast. We must try our best to keep everyone safe. Things can be dangerous and difficult, but I think I have an important and interesting job!



3 Read the text again and complete the schedule.

_____	get up
6:00	_____
_____	have breakfast
8:30	_____
12:00	have lunch
_____	go for skills training
22:00	_____

Grammar 1 一般现在时 1

4 Complete the table with *get* or *gets*.

肯定句		
I/You/We/They	1 _____	some rest.
He/She/(It)	2 _____	

⇒ Grammar Summary 2, page 100.

5 Put these verbs into the correct groups.

carry, do, eat, exercise, get,
play, read, run, start, watch

-s	-es	-ies
<i>calls</i>	<i>goes</i>	<i>tidies</i>

6 Complete the sentences with the correct form of these verbs. Then put the sentences in the correct order.

brush do get up (×2) go (×3)
have (×2) watch work

- a) We _____ lunch at school.
- b) I _____ my teeth and then _____ to bed at 22:00. My sister _____ to bed at 22:30.
- 1 c) My mum _____ at 6:30. I _____ at 7:00. At 7:30, we _____ breakfast.
- d) At 8:15, we _____ to school with our dad. He _____ in the hospital near our school.
- e) After dinner, I _____ my homework and my sister _____ TV.

Grammar 2 一般现在时 2

7 Complete the table with *do not* (*don't*) or *does not* (*doesn't*).

否定句		
I/You/We/They	1 _____	have much time.
He/She/(It)	2 _____	

⇒ Grammar Summary 2, page 100.

8 Are the sentences about Jim Robert and his team true or false? Correct the false ones.

- 1 Jim gets up at 6:00.
- 2 The firefighters don't tidy the room.
- 3 They have lunch at 12:00.
- 4 Jim doesn't run every morning.
- 5 He does skills training in the afternoon.
- 6 He doesn't have free time every day.

Speaking

9 **Your Turn** Write some true or false sentences about your parents' day. Then let your partner make a guess.

Example

A: My dad goes to bed at twelve o'clock at night.

B: False.

A: Yes, it's false. He goes to bed at ten every day.

Pronunciation: /ɜ:/

10 Listen and circle all the words with the /ɜ:/ sound. How many ways of spelling can you find?

Miss Bird is a factory worker. She seldom goes home early in the evening. Today is Thursday and she goes home early. Why? Because it's her father's birthday!



11 Listen again and read aloud.

3 Safety First

Warm-up

1 Discuss in pairs. Rate the following activities from *very dangerous* (6) to *not dangerous* (1).

- a) riding a bicycle
- b) walking in a storm
- c) playing basketball
- d) travelling in a car
- e) playing with fire
- f) going online

Example

I think walking in a storm is dangerous, and going online is not.

Reading

2 Read the magazine page. Match the letters (a–c) with the replies (1–3).

a During bad lightning storms, we usually stay at home, close the windows and don't use our phones. What do you think? Do these things keep us safe?

b Next week is Fire Safety Week at school. Fire safety is very important. Where do fires start at home? Do they usually start in bedrooms?

1 Yes, she does. Do you know the other kids? Maybe they're not kids! Please don't give them your address or phone number and don't meet an Internet friend.

3 No, they don't. Over 50% of fires start in the kitchen. Sometimes fires start in bedrooms because some people smoke in bed.

c I use the Internet at home every weekend. I talk to other kids online. My mum says it's dangerous. What does she mean? Does she have a point?

2 Yes, they do. Those are good ideas. Also, don't take a shower or bath. Stay away from the windows and stay away from the TV.

3 Listen and check your answers from Exercise 2.



Vocabulary

- 4 Match the words and make sentences with the verb phrases in your exercise book.

- | | |
|-------------------------|---------|
| 1 stay ___ home | a) in |
| 2 walk ___ a storm | b) at |
| 3 stay away ___ windows | c) from |
| 4 play ___ fire | d) with |

Grammar 一般现在时 3

- 5 Complete the questions in the tables with *do* or *does*.

一般疑问句

- | | | |
|---------|---------------|----------------------|
| 1 _____ | I/you/we/they | know the other kids? |
| 2 _____ | he/she/(it) | have a point? |

答句

- | | |
|--------------------------------|---|
| Yes, I/you/we/they do . | No, I/you/we/they do not (don't) . |
| Yes, he/she/it does . | No, he/she/it does not (doesn't) . |

特殊疑问句

- | | | | |
|-------|---------|---------------|--------|
| Where | 3 _____ | I/you/we/they | start? |
| What | 4 _____ | he/she/(it) | want? |

⇒ Grammar Summary 2, page 100.

- 6 Complete the questions with *do* or *does*.

- _____ your friends go online every day?
- Which sports _____ she play?
- What _____ we do during storms?
- _____ your mum and dad often use the Internet?
- When _____ he usually ride his bike?

- 7 **Game** Write questions with the words in the box. You've got five minutes!

Example

Does your dad use his car on weekends?

Question words: what, where, when

Verbs: do, does, use, stay, play

Nouns: home, a car, the Internet, sports

People: your mum/dad, your friend, you

Times: every day, on weekends

Speaking

- 8 **Your Turn** Work in groups. Ask and answer questions from Exercise 7.

Example

A: *Do you use the Internet every day?*

B: *No, I don't. I only use it on weekends.*

Pronunciation: /f/, /v/

- 9 Listen and fill in the blanks with *f*, *ph* or *v*.

My ___amily eats ___ish
e ___ery ___riday.
It's ___ery good ___or you.
Which is your ___a ___ourite?
Here's a ___oto
of it on my ___one.



- 10 Listen again and read aloud.

Communication Workshop

▶ Reading

1 Read the notes (1–3). Match them with the students (a–c).

1 *I usually get up at six in the morning. I brush my teeth and have a shower. Then I practise the piano for 30 minutes and go to school. After school, I play the piano again, usually for an hour. I always do my homework after dinner.*



2 *I always get up very early because I need to practise tennis. I go to a sports school. My first class starts at 9:30 am and school finishes at 3:30 pm. After school, I practise more tennis. Then I go home for dinner and finish my homework before 9:00 pm.*



3 *I often go to bed late. I like to look at the stars at night. I get up at 7:00 every morning and get to school at 7:50. I'm never late for school. Our school finishes at 5:00 in the afternoon. I go home and finish homework before dinner. Then I look at the stars in the evening. It's a lot of fun!*



Writing

- 2 What's your day like? Make a schedule. Use the expressions in the box to help you.

have breakfast / lunch / dinner,
get dressed, go to school, play
volleyball / basketball / table
tennis, play the piano / the guitar,
do homework, watch TV, talk
with friends

- 3 Write sentences about your day.

 _____ I always get up at 6:30 am.
 _____ Our classes start at 8:00 am.

- 4 Use some linking words to connect the sentences.

Then, Next, After that, After
lunch/dinner, After school, ...

- 5 Write about your day.

Speaking

- 6 What's your day like? Tell your partner about it.




Check Your Progress

A Match the adjectives with their opposites.

- | | |
|-------------|---------------|
| 1 old | a interesting |
| 2 boring | b easy |
| 3 dangerous | c young |
| 4 difficult | d safe |

B Match the pictures with the correct phrases.



- 5 have breakfast _____ 6 watch TV _____
 7 do exercises _____ 8 get up _____
 9 get some rest _____ 10 go online _____

C Circle the best answer for each sentence.

- 11 Don't walk **at** / **in** a storm. It's not safe.
 12 He always rides **a** / **some** bike to school.
 13 She never plays - / **with** fire.
 14 Stay away **with** / **from** the windows. There's a bad storm.
 15 They seldom play **the** / - volleyball.
 16 I take **the** / **a** shower every morning.

D Circle the correct words.

On Saturday mornings, Pete **17 have / has** breakfast with his family. Sometimes, he **18 watch / watches** TV. Then he **19 do / does** his homework. In the afternoon, Pete and I go to the supermarket. We usually **20 don't / doesn't** buy anything. Sometimes we **21 get / gets** oranges or apples. Sometimes Pete **22 go / goes** to the park with his friends. They **23 play / plays** badminton there. In the evening, Mum **24 don't / doesn't** **25 cook / cooks** dinner. Dad does!

E Put the words in order to make sentences.

- 26 homework / do / I / in the evening. / always

 27 We / go / never / to the park / after school.

 28 seldom / read / in the evening. / books / They

 29 My friends and I / on weekends. / play / always / football

F Complete the sentences with *do* or *does*.

- 30 _____ she read books every day?
 31 When _____ you have lunch?
 32 _____ you play sports?
 Yes, I _____.
 33 What _____ he do in the evening?





School Timetables

Compare and contrast the two timetables below. What's the same? What's different? Think about these questions.

- 1 How many lessons do they have each day?
- 2 How long are the lessons?
- 3 When does the first lesson start?
- 4 When does the last lesson finish?
- 5 How many subjects do they have?
- 6 Which subjects are different?

Zhang Xin's Timetable (China, Grade 7)



Time	Monday	Tuesday	Wednesday	Thursday	Friday
8:00-8:40	Civic Education	History	Geography	Chinese	History
8:50-9:30	Maths	Chinese	Maths	Maths	Biology
9:50-10:30	Art	English	English	PE	Chinese
10:40-11:20	PE	IT	PE	English	English
13:00-13:40	Chinese	Technology and Skills	Traditional Culture	Music	Reading
13:50-14:30	Geography	Handwriting	Chinese	Safety / Environment	Maths
14:40-15:20	Class meeting	Maths	Biology	Social Studies	

Amy Wilson's Timetable (Australia, Grade 7)



Time	Monday	Tuesday	Wednesday	Thursday	Friday
8:55-9:35	Maths	Social Studies	PE	Health	Social Studies
9:45-10:25	Maths	Social Studies	Career Guidance	Library	Social Studies
10:50-11:30	Health	Art	Maths	Maths	PE
11:40-12:20	PE	Drama	Maths	Maths	PE
13:30-14:10	Language Arts	Language Arts	Dance	Language Arts	Language Arts
14:20-15:00	Music	Language Arts	Band	Language Arts	Language Arts
15:10-15:50	French	Science	Language Arts	Science	Science
16:00-16:40	Language Arts	Language Arts	French	Science	Language Arts

Time Management

 Now write your weekly plan.

1 Plan your weekdays.

- Plan your time for homework when you get home from school.
- Find a quiet place to work.
- Don't work very late. Go to bed early.

2 Plan your weekend.

- Think of what you want to do on the weekend, e.g., finish a book, watch an English TV programme.
- Write them down in your plan.
- Leave some free time.

Weekly Plan
This Month 1 2 3 4 5 6 7 8 9 10 11 12

MON	
TUE	
WED	
THU	
FRI	
SAT	
SUN	



北京师范大学出版社

Unit Diary

How well can you do these?



Language and Skills	• I can understand texts about people's free time.	<input type="checkbox"/>	<input type="checkbox"/>	<input type="checkbox"/>
	• I can talk about daily routines.	<input type="checkbox"/>	<input type="checkbox"/>	<input type="checkbox"/>
	• I can understand safety tips and advice.	<input type="checkbox"/>	<input type="checkbox"/>	<input type="checkbox"/>
	• I can write about my day.	<input type="checkbox"/>	<input type="checkbox"/>	<input type="checkbox"/>
Culture	• I know the differences between school timetables in China and Australia.	<input type="checkbox"/>	<input type="checkbox"/>	<input type="checkbox"/>
Study Skills	• I know how to plan my weekdays and weekends.	<input type="checkbox"/>	<input type="checkbox"/>	<input type="checkbox"/>

Unit 2

- ▶ Talk about what people are doing.
- ▶ Read a story about a family doing chores.
- ▶ Listen to a dialogue about asking for and giving directions.
- ▶ Write a text message.
- ▶ Learn about the present continuous.



▶ Getting Ready

- 1 Look at the photos. Match the people with the activities.
- 2 Talk in pairs. Which activities do you do on the weekend?



Key Words: Weekend activities

check email, go swimming, listen to music, play the violin, read books, study with a friend, talk on the phone

Example

Ben – study with a friend

Example

A: *I often study with friends on the weekend.*

B: *Me too. I play the violin every Sunday, too.*

4 Helping at Home

Warm-up

- 1 How often do you do these chores?
Talk with your partner.

Key Words: Chores

clean / tidy my room, dust the furniture,
feed the dog / fish, put away the toys,
sweep the floor, take out the rubbish,
wash the dishes, water the plants

Example

I tidy my room every morning.

Reading

- 2 Read and complete the dialogue. Then listen and check.

It's 5:00 in the afternoon. Everyone is busy.

- 1 OK, let's get ready!
I'm washing the
1 cups. Emma,
can you sweep the
2 _____?

- 3 Dad's taking
4 _____
the rubbish.



- 5 Don't worry. I can
do it in a minute.
I'm putting
5 _____ my
toys now.



- 3 What are the people doing
at 5:00? Write a sentence
about each person.

- 4 Answer the questions.

- 1 Who calls at 5:30?
2 Why can't Mum open the door at
5:45?
3 Whose birthday is it?

- 2 Sorry, I'm busy.
I'm watering the
3 _____.
Can Dad do it?



- 4 Maybe Jenny
can do it. She
isn't doing
anything.



It's 5:30. The phone rings.

- 6 Hello? Hi, Mum.
Where are you now?
You're walking over
to our house. OK,
that's good. See you
soon.

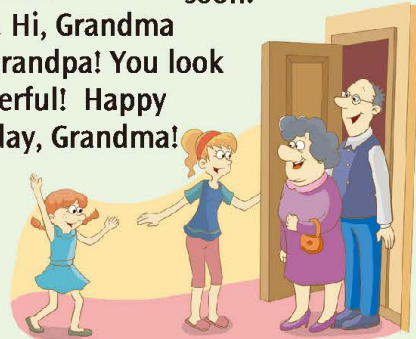


It's 5:45. Someone is knocking on the door.

- 7 Emma? Can you
let Grandma and
Grandpa in? We're
putting candles on
the 6 _____.



- 8 OK ... Hi, Grandma
and Grandpa! You look
wonderful! Happy
birthday, Grandma!



On the Weekend

Vocabulary

5 Complete the Word Builder.

Word Builder		
原形	-ing	拼写规则
clean	cleaning	加-ing
tidy		
dance	dancing	去掉e, 加-ing
take		
put	putting	双写结尾辅音字母, 并加-ing
run		

Grammar 现在进行时 1

6 Complete the tables using the Key Words from Exercise 1.

肯定句		
I	'm (am) 1 _____	the dishes.
He/She/(It)	's (is) 2 _____	the rubbish.
We/You/They	're (are) 3 _____	the plants.
否定句		
I	am not 4 _____	the dog.
He/She/(It)	isn't 5 _____	the toys.
We/You/They	aren't 6 _____	the floor.

➡ Grammar Summary 3, page 100.

7 Complete the sentences with the correct form of the verbs.

- We usually _____ (clean) the kitchen in the evening.
- She _____ (talk) on the phone now.
- I never _____ (watch) TV after 8 o'clock.
- We _____ (go) to the lake sometimes.
- I can see him now. He _____ (look) out of the window.

Speaking

8 Your Turn Look at the pictures. What are they doing?

Example


In Picture 1, the father is washing the dishes.



Pronunciation: /əʊ/

9 Listen and complete the words with *ow*, *oa* or *o*.

Joan Jones is at h___me.
She looks out of her wind___.
She can see sn___.
She puts on her c___t.
But her n___se is c___ld.



10 Listen again and read aloud.

5 Talking to Friends

Warm-up

1 Complete the Word Builder with the Key Words. Then tell your partner how you stay in touch with your friends.

Key Words: Communication tools

email, home phone, instant message, mobile phone, text (message), the Internet

Word Builder

verbs	nouns
send /	email
receive	
use	

Example *I often send text messages to my friends.*

Reading

2 Read the instant messages. Complete the table below.

- Hi Chris! What are you doing?
 Hi, Wu Qi. I'm at home. I'm checking my email. Are you doing your homework?
 No, I'm at my grandma's home. She's doing her hair, so I can use her computer for a while. Hey, I'm sending you something.
 It's slow. Am I getting a picture?
 Yeah, it's a picture of my uncle.
 Wow, he's standing beside Yao Ming!
 No, it's not the real Yao Ming. It's just a model of him.
 Oh, I see. Is your uncle visiting Hong Kong?
 Yes, he's visiting my grandparents here.
 Oh, wait a minute. I've got a call. It's Jeff.

 OK, I'm back. Sorry about that.
 So, what's Jeff doing?
 He's watching the football match online. His favourite team is playing.
 What's the website?
 I'm checking it now. Oh, it's too late. The game's over.


Chris	checking email
	using his grandma's computer
	visiting Wu Qi's grandma in Hong Kong
	watching a football match
	sending a photo
	receiving a photo
&	talking on the phone
&	sending instant messages

3 Check your answers in pairs.

Example

A: *Who's checking email?*
 B: *It's Chris.*

4 Listen and read aloud.



On the Weekend

- 5 Look at the Sentence Builder. Compare the sentences and find out the differences.

Sentence Builder		
I'm	checking	my email.
He's	visiting	my grandparents.
Are you	sending me	a picture?
He's	writing you	a message.

Grammar 现在进行时 2

- 6 Complete the tables with the correct form of the words in brackets.

一般疑问句		
Am I	1 _____	(get) a picture?
Are we/you/they	2 _____	(do) homework?
Is he/she/it	3 _____	(stay) at home?
Yes, I am. / No, I'm not.		
Yes, we/you/they are. / No, we/you/they aren't.		
Yes, he/she/it is. / No, he/she/it isn't.		
特殊疑问句		
Who	am I	4 _____ (talk) to?
What	are you	5 _____ (do)?
Who	is he/she/it	6 _____ (stand) with?

➔ Grammar Summary 3, page 100.

- 7 Write questions about the people in Exercise 2.

Example

Who's visiting his grandma?

- who / visit his grandma
- whose / computer / Wu Qi / use
- who / do her hair
- Chris / send a picture
- who / stand beside Yao Ming
- who / Wu Qi's uncle / visit
- what / Jeff / watch
- Chris and Wu Qi / talk on the phone

Speaking

- 8 Pair Work Ask and answer the questions from Exercise 7 in pairs.

Example

A: *Who's visiting his grandma?*
B: *Wu Qi is visiting his grandma.*

- 9 Game Work in pairs. One describes what a student in the class is doing. The other guesses the student's name.

Example

A: *Where's the student sitting?*

B: *The student is sitting near...*

A: *What's the student doing?*

B: *The student is looking out of the window.*

A: *It's Bobby.*

B: *Yes.*



Pronunciation: /aʊ/

- 10 Listen and underline the words with the /aʊ/ sound.

There are a hundred brown cows and a thousand flowers in the mountains around our town.



- 11 Listen again and read aloud.

6 Going Out

Warm-up

- 1 Look at the Key Words. Are any of these places near your home?



Key Words: Places

bank, bus stop, hospital, museum, police station, post office, train station, underground

Example

There is a bank near my home.

- 2 Look at the map below. Find these places on the map. Which road / street are they on?

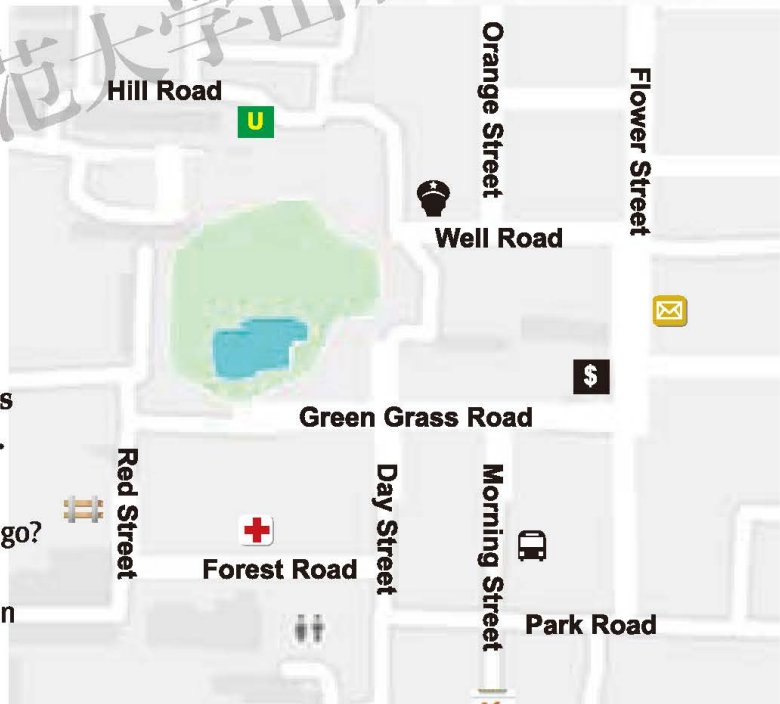
- underground train station
- hospital bus stop
- police station
- bank post office

Example

The train station is on Red Street.

Listening

- 3 Lucy and Alex are at the bus stop. Listen to the dialogue. Answer the questions.
 - 1 Where do Lucy and Alex want to go?
 - 2 Why can't they find it?
 - 3 Who gives them directions, a man or a woman?
- 4 Listen to the dialogue again. Where is the Science Museum? Draw a box with the letter "M" on the map.



They are here.



On the Weekend

Vocabulary

5 Complete the sentences with the following words.

cross go miss corner
opposite right turn walk

- _____ down this road and _____ the street.
- Walk to the _____ and _____ left down Green Street.
- _____ down the street. The bank is on the _____, beside the police station.
- You can't _____ it. It's _____ the train station.

Function 问路与指路

6 Read the Key Expressions.

Key Expressions: Asking for and giving directions

Do you know the way to the Science Museum?

Can you tell us the way to the Science Museum?

Sorry, I'm not sure.

Sure. Cross the street ...

Turn left / right ...

The bank on the corner?

Yes. You can't miss it.



Speaking

7 **Your Turn** Work in pairs. Use the map on page 22 and ask for and give directions.

- You're at the post office on Flower Street. You want to go to the police station on Well Road.
- You're at the police station on Well Road. You want to go to the bus stop on Morning Street.
- You're at the bus stop on Morning Street. You want to go to the train station.

8 **Pair Work** Work in pairs and do ONE of the following:

- Give each other directions to places near your school.
- Draw a map and give each other directions to places on the map.

Example

A: Excuse me. Do you know the way to...?

B: Yes. Walk down ...

Pronunciation: /θ/, /ð/

9 Listen and write the words in the correct group.

/θ/ three

/ð/ that

10 Listen and say.

Communication Workshop

▶ Reading

- 1 Read the text messages and put them in the correct order.



a Sure. Go down Lake Road. Turn left at Moon Street. Then walk across the street and walk to First Street. The History Museum is on the corner of Moon Street and First Street.

c Hi, Judy. No, I'm not studying. I'm with my cousins Kate and John. They're visiting from London. We're at the coffee shop near the town square now. We want to go to the History Museum. I'm looking at the map, but I can't find it. Do you know the way there from here?

b Hi, Ann. How are you? I'm at the park with my grandma. She's reading a book. What are you doing? Are you studying at home?

d OK. Thanks a lot! See you at school on Monday.



- 2 Read the messages again and answer the questions.

- 1 Where's Judy now?
- 2 Who is Judy with?
- 3 Where's Ann?
- 4 Is Ann studying?
- 5 Who is Ann with?
- 6 Where do Ann and her cousins want to go?
- 7 Where is the History Museum?

On the Weekend

Writing

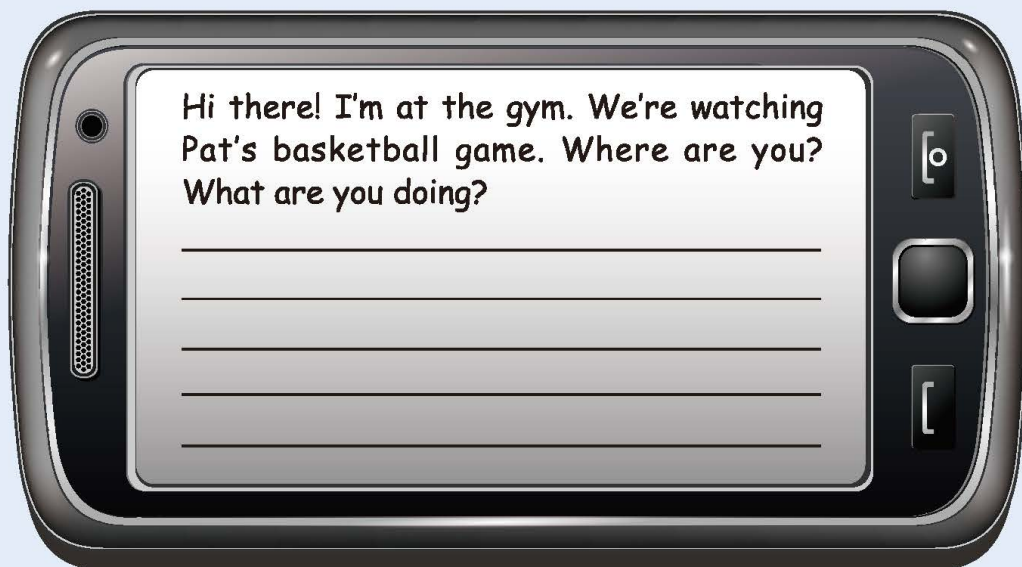
3 Look at the pictures and fill in the table.



What are they doing?

Mum	
Luke	
Dad	
Sara	

4 Choose someone from the picture in Exercise 3. Role-play and answer the message from a friend below.



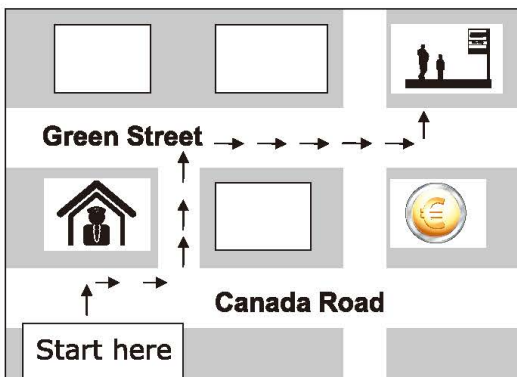
Check Your Progress

A Read and look at the map.
Write the words in the blanks.

right cross
way left
on down
opposite

Do you know
the 1 ___ to
the bus stop?

2 ___ the road.
Turn 3 ____, and
go down Canada
Road. Turn 4 ____.
The police station is
5 ___ your left. Turn
right and go 6 ___
Green Street. The bus
stop is 7 _____ the
bank.



B Match the words.

clean
8 wash
9 dust
10 feed
11 put away
12 sweep
13 take out
14 water

the furniture
the floor
the toys
the rubbish
the plants
the fish
the dishes
my room

Vocabulary ___ / 14

C Write the correct words in the blanks.

- Hi, Jane! What 15 _____ you doing?
 Hi, Yi Jun. I'm at school. But I'm
 16 _____ studying. I'm 17 _____
 the computer. Are you at home?
 Yes, I'm 18 _____ my email.
 Hey, I'm 19 _____ you a picture.
 OK, I've got it. Wow! Where are you?
 Who are you with?
 That's my brother. We 20 _____
 swimming in Australia. Sorry, I have
 to go now. My mother 21 _____
 calling me. I have to do the chores!

D Put the words in order to make sentences.

- 22 in Hong Kong? / is / he / visiting /
 friends

 23 the rubbish. / taking out / is / he

 24 are / you / sending / a message / who /
 to?

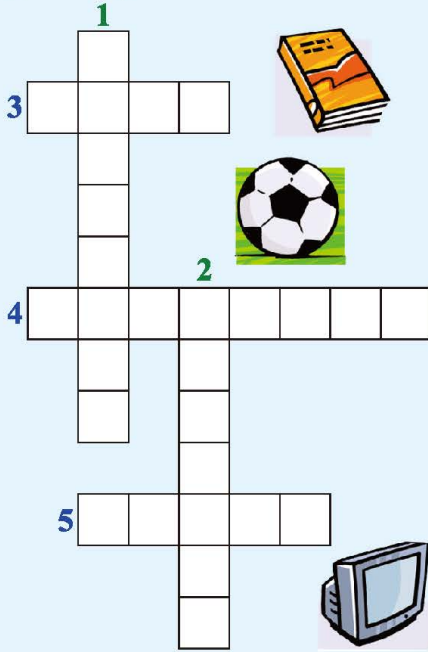
 25 isn't / his / team / favourite / winning.

Grammar ___ / 11

Fun Zone 1

Family Time

1 Complete the crossword.



DOWN ↓

- 1 Polly is doing _____.
 2 Mum is _____ on the phone.

ACROSS →

- 3 Sam is reading a _____.
 4 I am watching a _____ match.
 5 Dad is _____ the computer.

2 Help Mum get to the car. Draw the route on the map.

Hi, Mum. We're waiting for you in the car.
 When you go out of the shopping mall, turn right. Go down the street. Turn left at the crossroads. Then cross the road. Our car is outside a building with blue windows.

3 Listen to the song and fill in the blanks.

Let's Be Helpful!



*Let's be helpful!
 Let's be helpful!
 I'm washing all the dishes
 and the chopsticks, too.
 Ken's taking out the rubbish.
 Judy's 1 _____ the
 2 _____.*

*Ken's watering the plants
 and feeding the fish.
 Judy's 3 _____ her
 4 _____.*

*I'm dusting the furniture.
 Yes, we're helpful!
 Yes, we're helpful!*

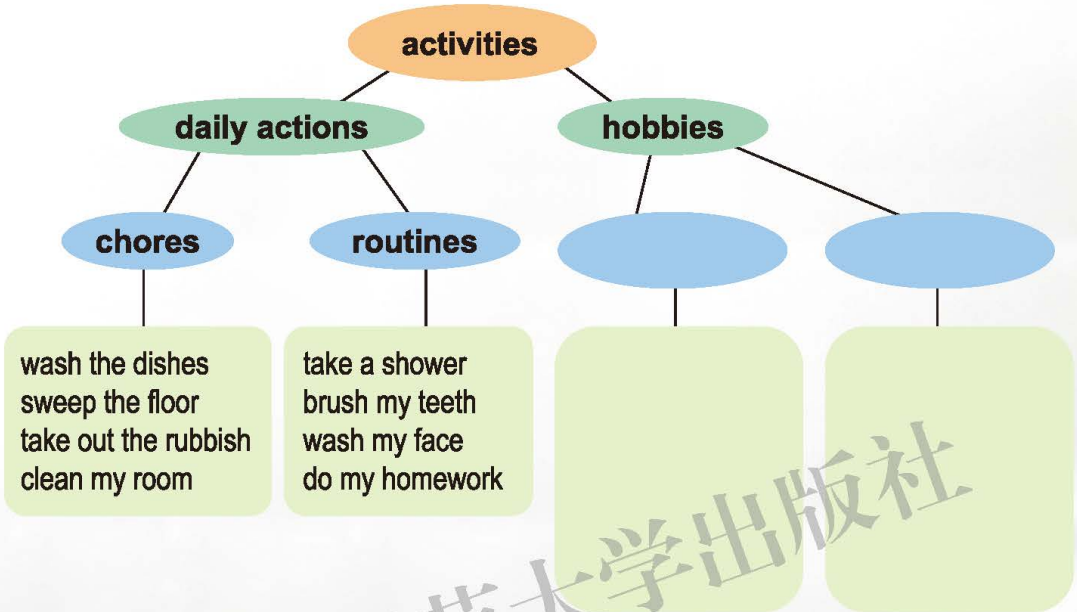


4 Listen again and sing along.



Vocabulary Groups

You can put new words into groups and sub-groups to help you remember them better.



Add sub-groups under “hobbies”. Choose Key Words from this unit and put them into the sub-groups.

Unit Diary

How well can you do these?



Language and Skills

- I can talk about chores.
- I can understand some instant messages.
- I can ask for and give directions.
- I can write a message about what I am doing.

<input type="checkbox"/>	<input type="checkbox"/>	<input type="checkbox"/>
<input type="checkbox"/>	<input type="checkbox"/>	<input type="checkbox"/>
<input type="checkbox"/>	<input type="checkbox"/>	<input type="checkbox"/>
<input type="checkbox"/>	<input type="checkbox"/>	<input type="checkbox"/>

Study Skills

- I can put new words into vocabulary groups and sub-groups.

<input type="checkbox"/>	<input type="checkbox"/>	<input type="checkbox"/>
--------------------------	--------------------------	--------------------------

Unit 3

- ▶ Talk about food and role-play shopping discussions.
- ▶ Read about healthy food.
- ▶ Listen to shopping and restaurant dialogues.
- ▶ Do a class survey about healthy eating.
- ▶ Learn about countable and uncountable nouns.



Food and Drink

Getting Ready

- 1 Look at the Key Words. Put the words in the table.

Key Words: Food and drink

apple, banana, beef, carrot, chicken, grape, ham, juice, milk, orange, pear, potato, tomato, water, watermelon

fruit	vegetables	meat	drinks

- 2 Work in pairs. Tell your partner the food and drinks you like.

Example

I like oranges and orange juice.

7 Shopping for Food

Warm-up

1 How do you say the prices? Listen and fill in the blanks.

Key Words: Prices / Weights

Prices: cent (¢), dollar (\$), pound (£), yuan (¥)

Weights: kilo (kg), pound (lb)

¥7.60 / kg = seven _____ sixty a kilo

\$2.90 / lb = two _____ and ninety cents a pound

£1.20 / kg = one _____ twenty a kilo

Listening

2 Listen to the dialogues. Match them (1–3) with the pictures (a–c).

1 _____ 2 _____ 3 _____

3 Listen again and complete the receipts.

South Market

Vegetable: _____
 Unit Price: ¥ _____ / kg
 Number: 6
 Total: ¥ _____
 Bill: ¥ _____
 Change: ¥ _____

The Meat Shop

Meat: _____
 Unit Price: \$ _____ / lb
 Weight: 3 lbs
 Total: \$ _____
 Bill: \$ _____
 Change: \$ _____

Fresh Fruit Shop

Fruit: _____ Unit Price: £ _____ / kg
 Weight: _____ kg Total: £ _____



4 Study the receipts in Exercise 3. Answer the questions.

- 1 How much money does the customer in Dialogue 1 get back?
- 2 How much does the beef in Dialogue 2 cost? What's the total cost?
- 3 The customer in Dialogue 3 gets twelve apples. How much does each apple cost?

Food and Drink

Vocabulary

5 Complete the sentences with these words.

bill	change	dollar	money
total	unit price		

- The _____ is \$2.50/kg. The _____ for two kilos is \$5.00.
- I only have a 20 _____, so I can't give you any _____.
- Do you have any _____? I don't have my wallet with me.

Function 购物

6 Read the Key Expressions.

Key Expressions: Shopping

How much is the beef?	It's \$2.99 a pound.
How much are the tomatoes?	They're ¥7.60 a kilo.
How many do you want?	I'll take six.
How much do you want?	I'll have two pounds.
Here's 20 dollars.	Thank you. Here's your change.

7 Complete the sentences with *much* or *many*.

- How _____ is the ham?
- How _____ are the apples?
- A: How _____ do you want? B: Five.
- A: How _____ do you want? B: One kilo.

8 Complete the sentences with *is* or *are*.

- How much _____ the bananas?
- The chicken _____ \$2.50 a kilo.
- Excuse me. How much _____ the potatoes?
- The beef _____ \$3.99 a kilo.

Speaking

9 **Your Turn** Fill in your tables and role-play a dialogue in pairs.

1 How much is ...?	
ham	/ kg
beef	/ kg
chicken	/ kg

2 How much are ...?	
carrots	/ kg
grapes	/ kg
pears	/ kg

Example

A: *How much is the chicken? / How much are the pears?*
B: *It's ... / They're ...*
A: *How much / many do you want?*

Pronunciation: /eɪ/

10 Listen and underline the words with the /eɪ/ sound.

We can't play all day.
 We must go home at eight.
 I can't wait till eight!
 I won't be late,
 because my dad
 will make a cake.

11 Listen again and read aloud.

8 At a Restaurant

Warm-up

1 Complete the menu with the Key Words. Talk about the menu.












Key Words: Menu items

cake, coffee, hamburger, hot dog, ice cream, juice, milk, salad, sandwich, soup, tea

Example

The sandwich is \$3.99.

Menu

	1 _____ \$3.99		6 _____ \$1.89
	2 _____ \$3.69		7 _____ \$1.89
	3 _____ \$3.69		8 orange _____ \$1.99
	4 green _____ \$4.69		9 _____ \$1.99
	5 chicken _____ \$2.99		10 chocolate _____ \$1.29
			11 _____ \$2.29

Reading

2 Read the dialogue. Complete the order. What's the total cost of the meal?

Sam: Dad, can I have two hot dogs, please?
Dad: No. They're not healthy!
Mum: How about some salad?
Sam: Again? I have salad every day!
Waiter: May I take your order?
Mum: Yes, please. Can I have a green salad?
Waiter: OK. Would you like a drink?
Mum: No, thanks.
Sam: I'd like a sandwich and a glass of milk, please.
Linda: Can I have a sandwich and a glass of orange juice, please?
Waiter: OK. And you, sir? What would you like to have?
Dad: I'd like two sandwiches, two pieces of chocolate cake, an ice cream and a cup of coffee.
Mum / Sam / Linda: What?!

<u>green salad</u>	1	\$	<u>4.69</u>
_____		\$	_____
_____		\$	_____
_____		\$	_____
_____		\$	_____
_____		\$	_____
_____		\$	_____
Total		\$	_____

3 Read the dialogue again. Complete the sentences.

- _____ thinks hot dogs aren't healthy.
- _____ thinks salad is healthy.
- _____ thinks salad is boring.
- _____, _____ and _____ think chocolate cake and ice cream aren't healthy.



Food and Drink

4 Listen and read aloud.

Vocabulary

5 Look at the Word Builder. Practise ordering in pairs.

Word Builder	
a cup of	coffee, tea
a glass of	orange juice, milk, water
a piece of	cake

Example

A: *What would you like?*

B: *I'd like a cup of coffee. / Can I have a cup of coffee?*

Function 在外就餐

6 Read the Key Expressions.

Key Expressions: Eating out

May I take your order?

Yes, please.

What would you like? /

What would you like to have?

I'd (would) like a hamburger, please.

Would you like a drink?

No, thanks. / Yes, a cup of tea, please.

Can I have ...?

OK.

Speaking

7 Group Work Work in groups of five. Role-play the dialogue in Exercise 2.

8 Your Turn Write down your order in three sentences. Then take turns role-playing a waiter and a customer. Take notes of each other's orders.

Example

A: *May I take your order, please?*

B: *Yes. I'd like a hot dog. I'd also like some soup. Can I have a glass of orange juice too, please?*

Watch out!

a bowl of ice cream



an ice cream (UK)

an ice-cream cone (US)



Pronunciation: /aɪ/

9 Which sentences have the /aɪ/ sound? Circle them. Then listen and check.

- a) It was very late.
b) It was very light.
- a) I'm eight.
b) I might.
- a) I don't want any fish today.
b) I don't want any fish to die.

10 Work with a partner. Read a sentence. Can your partner guess which sentence it is?


9 Food for Sport

Warm-up

1 Which Key Words can you see in the photos? Label the pictures.

Key Words: Food

bread, butter, cheese, cookies, eggs, fish, noodles, pancakes, rice, salt, sugar



Reading

2 Read the radio interview. Complete the host's words. Then listen and check.

- Really? But Michael Phelps eats all those things.
- Well, that's food for thought. Thank you very much.
- Is each sport different?
- How about swimmers? Do they eat any beef?



Host: Arsenal is a top UK football team. The players' skills are important but their food is important, too. So what do they eat? Is there a secret?

Dr Hill: Kind of. The Arsenal players don't eat any beef, cookies or sugar. They eat lots of fish, rice and vegetables.

Host: 1 _____

Dr Hill: Swimmers usually eat some meat, bread, noodles or rice, vegetables and bananas. They don't usually eat any pancakes, cheese or things like that.

Host: 2 _____

Dr Hill: Yes. He can eat three pancakes, three cheese sandwiches and lots of other food at one meal. Other people can't eat like him. They get very heavy.

Host: 3 _____

Dr Hill: Yes, and each person is different, too. They do different exercises and eat different things.

Host: 4 _____

Dr Hill: You're welcome.



3 What food do Arsenal players NOT usually eat? How about swimmers? Make a list and tell the class.

Food and Drink

Grammar 可数名词和不可数名词

4 Complete the table with the words from the box.

apple, banana, bread, butter, cheese, cookie, egg, grape, noodles, orange, pancake, rice, salt, sugar

可数名词	不可数名词
apple	rice

5 Look at the examples in the table. Then complete the sentences with *a, an, some or any*.

可数名词	不可数名词
They eat lots of vegetables.	They eat lots of rice.
There are some bananas.	There's some bread.
He can eat three pancakes.	He can drink two glasses of water.
Is there a pear / an apple?	Is there any beef?
Are there any oranges?	
There aren't any pears.	There isn't any beef.
There aren't any pancakes.	

⇒ Grammar Summary 4, page 101.

- Are there _____ grapes?
- There's _____ orange on the table.
- I usually drink _____ glass of orange juice.
- There aren't _____ pancakes for breakfast.
- There's _____ milk in the fridge.
- We usually have _____ rice and meat for dinner.
- Is there _____ cheese at home?
- There isn't _____ butter.
- I'd like _____ banana.

Speaking

6 Your Turn What do you usually eat? Talk in pairs.

Example

A: I eat some vegetables and some meat. I don't eat any bread. I eat lots of rice. How about you?

B: I eat lots of ...

7 Group Work Join another pair. Tell each other what your partner usually eats. Does he / she eat healthy food?

Pronunciation: /ɔɪ/

8 Listen and complete the words with *oy* or *oi*.



The b__s are playing with their t__s.
They're so n__sy!
They're shouting in a loud v__ce with great j__.

9 Listen again and read aloud.



Communication Workshop

Reading

- 1 Look at the survey and try to understand the information in the charts and graphs. Then complete the survey report.

Healthy Eating Survey

Drinks

- 1 How much water do you drink?
a A lot. b Some. c Don't usually drink water.
- 2 How many drinks with sugar do you have every day?
a Zero. b One to two. c More than two.

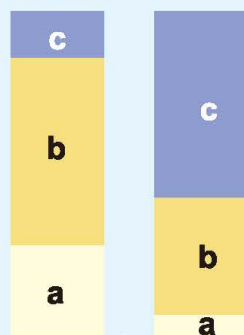
Meals

- 3 How much meat do you eat?
a A lot. b Some. c Don't eat any meat.
- 4 How many kinds of vegetables do you eat every day?
a One to two. b More than two. c Don't eat any vegetables.
- 5 Do you usually eat rice at meals?
a Yes. b No.

Snacks

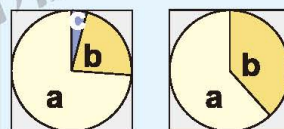
- 6 Are your snacks usually fruit or junk food?
a Fruit. b Junk food.
- 7 How much fruit do you have every day?
a A lot. b Some. c Don't eat any fruit.

Drinks

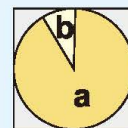


Question 1 Question 2

Meals



Question 3 Question 4



Question 5

Survey Report

In our class, most students eat healthy food. However, a lot of students don't have 1 _____ snacks or drinks.

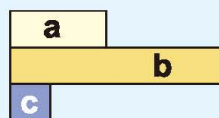
Most students drink 2 _____ water every day but a lot of students have more than two drinks with 3 _____.

Our snacks are not 4 _____. Most students eat 5 _____ for snacks, but a lot of students have 6 _____ fruit every day.

Snacks



Question 6

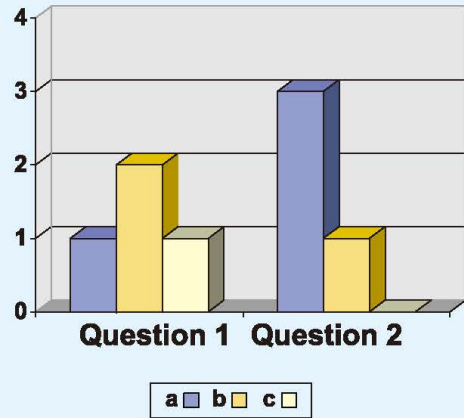
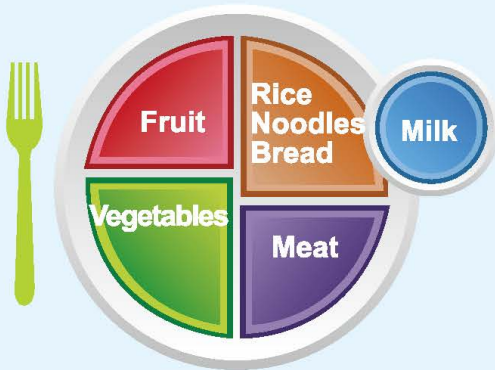


Question 7

Food and Drink

Writing

- 2 Take the survey in Exercise 1. Then compare your results in groups of four. Make charts and graphs to show your group's results.



- 3 Write a survey report about your group's results.

Our Group Survey Report

In our group, one student drinks a lot of water and one student doesn't drink any water. _____

Speaking

- 4 Tell the class about your group's results. Are they the same as or different from other groups? What are the results for the class?

In our group, four of us drink a lot of water every day. Three of us drink ...



Check Your Progress


A Put the words into the correct categories.

water, pound, chicken, yuan,
ham, coffee, grapes, pear

<p>Meat beef</p> <p>1 _____</p> <p>2 _____</p>	<p>Fruit apple</p> <p>3 _____</p> <p>4 _____</p>
<p>Drinks juice</p> <p>5 _____</p> <p>6 _____</p>	<p>Money dollar</p> <p>7 _____</p> <p>8 _____</p>

B Match the words with the pictures.

- 9 hamburger ____ 10 a glass ____
 11 noodles ____ 12 pancakes ____
 13 fish ____



C Circle the correct word in each sentence.

- 14 The beef is \$2.99 a **dollar** / **pound**.
 15 Carrots and potatoes are **fruit** / **vegetables**.
 16 I'd like a **cup** / **glass** of coffee, please.
 17 We can't make a sandwich. There isn't any **bread** / **salt**.

D Complete the dialogue with *much* or *many*.

Customer: Excuse me. How
18 _____ are the
sandwiches?

Waiter: They're £3.50.

Customer: We'd like some ham
sandwiches then.

Waiter: How 19 _____ would
you like?

Customer: Can we have two?

Waiter: Sure. How 20 _____
drinks would you like?

Customer: We'd like three cups of tea,
please. How 21 _____ is
a cup of tea?

Waiter: It's £1.00.

E Circle the correct words.

- 22 I'd like a hot dog and **some** /
any orange juice.
 23 There's **any** / **lots of** rice.
 24 Can I have a / **some** sandwich,
please?
 25 Is there a / **some** pear on the
table?
 26 Are there **any** / **some** vegetables
in the fridge?
 27 Do you have a / **any** bread?



Rice Around the World

1 Work in pairs. Ask and answer the questions.

- 1 Do you like rice?
- 2 What's your favourite rice dish?
- 3 How important is rice in China?

2 Read the text below. Answer the questions.

- 1 Do people outside Asia also eat rice?
- 2 Where do people eat rice more often, in Asia or Europe?
- 3 Is Spanish rice a dish from Spain?
- 4 What's rice pudding? When do people eat it?



rice pudding

People in Asia often eat rice, but rice is not just in Asia. People all over the world eat rice. A lot of people in Asia eat rice almost every day. People in other places do not eat it as often.

There are many different kinds of rice dishes in the world. Spanish rice is a famous dish, but it is not from Spain. People make it in the US and South America. Rice pudding is also popular in some countries. People eat it for dessert or during special holidays.

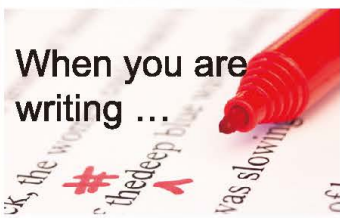


Spanish rice



Checking for Mistakes

When you're speaking ...



When you are writing ...



Match the situations (1–3) with the advice (a–c).

- 1 You know you made a simple mistake.
- 2 You are not sure if you made a mistake.
- 3 People don't understand you.

- a) Say it again with different words.
- b) Correct the mistake.
- c) Continue speaking.

Always check your writing for mistakes!



Check:

- **spelling** e.g., bananna ✗ banana ✓
- **agreement** e.g., I is a boy. ✗ I am a boy. ✓
- **choice of words**
e.g., I see a book every week. ✗
I read a book every week. ✓



Correct the mistakes in these sentences.

- The beef \$3.99 a kilo.
- They eat lots of pencake.
- How many is the ham? It's \$2.50.

Unit Diary

How well can you do these?



Language and Skills	<ul style="list-style-type: none"> • I can talk about prices and weights. • I can take orders and order food. • I can tell others what I usually eat. • I can do a group survey about healthy eating. 	<input type="checkbox"/> <input type="checkbox"/> <input type="checkbox"/> <input type="checkbox"/> <input type="checkbox"/> <input type="checkbox"/> <input type="checkbox"/> <input type="checkbox"/> <input type="checkbox"/> <input type="checkbox"/> <input type="checkbox"/> <input type="checkbox"/>
Culture	<ul style="list-style-type: none"> • I know people all over the world eat rice. 	<input type="checkbox"/> <input type="checkbox"/> <input type="checkbox"/>
Study Skills	<ul style="list-style-type: none"> • I can check and improve my speaking and writing. 	<input type="checkbox"/> <input type="checkbox"/> <input type="checkbox"/>

Unit 4

- ▶ Talk about seasons and weather.
- ▶ Listen to a weather report.
- ▶ Read about the weather in Beijing.
- ▶ Make a poster for a travel agency.
- ▶ Learn about the future simple.



Seasons and Weather

Getting Ready

1 Look at the Key Words. What season is it in each photo?



Key Words: Seasons

autumn, spring, summer, winter

Example

It's spring in Photo B.

2 Work in pairs. Describe the seasons in your town to your partner.



Key Words: Weather

cloudy, cold, cool, hot, rainy, snowy, sunny, warm, windy

Example

It's hot and sunny here in summer. Sometimes it's rainy, too.

10 Weather in Beijing

Warm-up

- 1 Look at the Key Words. Put the months in order.

Key Words: Months

April, August, December, February, January, July, June, March, May, November, October, September


- 2 What do you like about the weather in your town? Tell the class.

Example

We have four seasons, so we can do lots of different things.

Reading

- 3 Read about the weather in Beijing quickly. Match the paragraphs (1–4) with the pictures (a–d).



Weather in Beijing

- 1 **What is the weather like in winter?**
Winter is from December to February and it can be very cold. You need to wear an overcoat, gloves and a scarf. The Great Wall is a good place to visit. There's lots of white snow but there aren't many tourists.
- 2 **In spring, what is the weather like?**
Spring starts with very cool weather in March and it gets warm in April. Then in May, it is hot sometimes. You can wear sweaters and light clothes. It's usually windy in spring, so you can see lots of people flying kites in Tian'anmen Square.
- 3 **How about summer?**
It's very hot in summer. It's often sunny but it rains hard sometimes. People wear T-shirts, shorts and skirts. The Summer Palace is a favourite place for tourists in July and August. But remember to go early in the morning or late in the afternoon.
- 4 **Is autumn as good as many people think?**
Yes. Autumn is cool and dry. If you have time, spend a day or two at the Fragrant Hills Park. The trees, with their green, yellow, orange and red leaves, are so pretty. But you'll also see lots of people everywhere. Make sure you wear trainers or comfortable shoes.

Seasons and Weather



4 Read again. Complete the table. Then listen and check.

Months	Weather	Clothes	Famous Places
Dec. – Feb.	very 1 _____		the Great Wall - not many 2 _____
Mar.	3 _____		Tian'anmen Square - lots of people - windy, good for flying 6 _____
Apr.	4 _____		
May	5 _____		
Jun. – Aug.	very 7 _____ 8 _____ hard		the Summer Palace - a favourite place for 9 _____
Sept. – Nov.	10 _____ and dry		the Fragrant Hills Park - 11 _____ with colourful leaves

5 When do you think the best time of year to visit Beijing is? Why?

Function 谈论天气

6 Read the Key Expressions.

Key Expressions:
Talking about weather

What's the weather like in Beijing?
How about summer?

It's very hot in summer. It's often sunny but it rains hard sometimes.

What do you wear in summer?

We wear T-shirts, shorts and skirts.

Speaking

7 **Your Turn** Choose a city. What's the weather like there? Complete the table and answer your partner's questions.

Seasons	Months	Weather
spring	~	
summer	~	
autumn	~	
winter	~	

Example

A: What's the weather like there in winter?

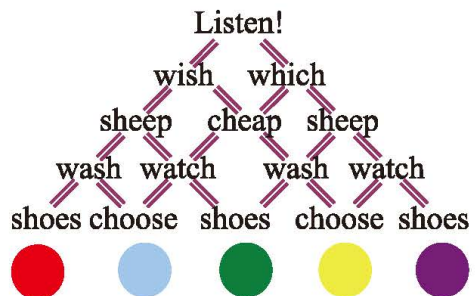
B: Winter is from ... It's usually ...

A: When's a good time to visit?

B: I think ... is good. It's ...

Pronunciation: /ʃ/, /tʃ/

8 Listen and follow the lines. Write the correct numbers on the circles.



9 Choose a circle. Guide your partner to it by reading the words aloud.



Warm-up

1 Complete the Word Builder. Then talk about the weather today.

Word Builder: Weather

1	snow	<i>snowy</i>
2	rain	
3	cloud	
4	sun	
5	wind	

Example

A: What's the weather like today?

B: It's snowy.

Listening

2 Look at the photos. Listen to the weather report and write the correct letter in each box.



3 Listen to the weather report again and answer these questions.

- 1 What will the weather be like in New York?
- 2 Will it be hot in Sydney?
- 3 What will the weather be like in Shanghai tomorrow during the day?
- 4 Will the weather in Shanghai change at night?
- 5 Why will visitors to London be happy?



Seasons and Weather



Shanghai

day night

morning

afternoon

Sydney



4 Look at the photos again and talk about the weather in these cities.

Example

- A:** *What will the weather be like in London?*
B: *It'll be...in London.*

Grammar 一般将来时

5 Complete the tables with the words in the box.

cold like same snow

肯定句			
It'll (will)	be	very 1 _____	tomorrow.
There'll (will)	be	some 2 _____	next week.
否定句			
It won't (will not)	be	a good day	tomorrow.
We won't (will not)	have	rain	this week.
一般疑问句			
Will it	be	the 3 _____	in the afternoon?
Will it	change		at night?
特殊疑问句			
What will	the weather	be 4 _____	tomorrow?
Why will	visitors	be happy	next week?

➡ **Grammar Summary 5, page 102.**



6 Make sentences with the words below.

- cold and snowy / Shanghai / tomorrow afternoon
- tomorrow / sunny / Sydney
- rain / London / tomorrow night
- a cloudy day / New York / on Saturday

Speaking

7 Pair Work Talk about tomorrow's weather in your town.

Example

- A:** *What will the weather be like tomorrow?*
B: *It'll be ... We can ...*

Pronunciation: /m/, /n/, /ŋ/

8 Listen and circle the words you hear.

- Kim / King Henry and I are best friends.
- I want my monkey / money.
- I've got some / sun hats.
- I know it's Ron / wrong!
- How did they get in / ink?

9 Read the sentences to your partner. Ask him / her to point to the correct word.

12 Summer Holiday

Warm-up

1 How do you want to spend your summer holiday? Tell the class.

Key Words: Holiday activities

go to a summer camp, go on a tour, go swimming, learn English, read lots of books, study abroad, visit friends

Reading

2 Read the postcard and write the dates on the photos.

July 8th, July 22nd, July 25th, July 29th, August 2nd

3 Read the postcard again. Are the sentences true or false? Then listen and read aloud.

- 1 It's Tim's first time in China.
- 2 David goes to school with Mingming.
- 3 The Terracotta Warriors are in the Palace Museum.
- 4 Tim is going back home from Sanya.



July 8th



Hi, David,

Guess what? I'm writing to you from Beijing! It's my first summer holiday abroad, and here I am, in China! I'm going to learn Chinese for two weeks at a summer camp. Then my parents are going to join me here. We're going on a tour around the country. It's going to be exciting! We're going to visit the Great Wall and the Palace Museum in Beijing. Then we're going to be in Xi'an from July 24th to 27th. My dad says he's going to take lots of photos of the Terracotta Warriors. After that, we're going to Jiuzhaigou. It's famous for its beautiful mountains and clear lakes. Our last stop on the trip is Sanya. My

POST CARD

PLACE
ONE CENT
STAMP
HERE
MADE IN U.S.A.

mum's going to spend a lot of time on the beach, but I'm going to swim in the sea every day.

OK, I have to go. I'm going to meet my Chinese penfriend, Mingming. He's going to take me to the Bird's Nest tonight. There's going to be a rock concert there. I can't wait!

Tim

David Thomson

15 Hill Street

Chicago, Illinois

USA 60601

Seasons and Weather

Grammar *be going to*

- 4 Complete the tables with *am, is, are, is not (isn't) or are not (aren't)*.

肯定句			
I	1 _____	going to	have some food.
He/She/(It)	2 _____		
We/You/They	3 _____		
否定句			
I	am not	going to	swim.
He/She/(It)	4 _____		
We/You/They	5 _____		
一般疑问句			答句
6 _____ we	going to	visit the US?	Yes, we are.
7 _____ he			No, we aren't.
			Yes, he is.
			No, he isn't.
特殊疑问句			
What	are you/we/they is he/she/(it)	going to	do on the beach?

➔ Grammar Summary 5, page 102.

- 5 Look at the cues. Write true sentences about Tim, his family, David and Mingming. Use *is / isn't going to or are / aren't going to*.

Example

David is going to get a postcard from Tim.

- get a postcard from Tim (David)
- be in Beijing in August (Tim)
- go swimming every day in Sanya (Tim)
- take lots of photos in Xi'an (Tim's dad)
- go to Sanya first (Tim and his family)
- see lots of mountains and lakes in Jiuzhaigou (Tim and his family)
- meet his penfriend Mingming (Tim)
- go to a concert with Tim (Mingming)

- 6 Look at the Sentence Builder. Then write five sentences about you and your friends.

Sentence Builder

I'm going to go camping this summer.
She's going to call her cousin tomorrow.
He's going to a concert on Sunday.
We're going to do a project next week.
They're going to a party tonight.

Speaking

- 7 Your Turn Complete the table with your plans. Then talk in pairs.

	Example	Your plans	Your partner's plans
where / go?	Dalian		
when / go?	this summer		
who / go with?	my family		
what / do?	go to the beach		

Example

- A: *Where are you going this summer?*
B: *I'm going to Dalian.*

Pronunciation: /r/, /l/

- 8 Listen and complete the words with *r, wr, l or ll*.

There's a f_y in that ta_ g_ass.
No. You'_e_ong.
But_ook!
There are ants in the ta_g_ass.



- 9 Try the tongue twister.

Communication Workshop

▶ Reading

1 Read the travel agency poster. Complete the table below.

Join Us for Your Holiday!

We have great tours for every season.



Spring
Wuyuan,
Jiangxi
¥2399

Spring is the best time to visit Wuyuan in Jiangxi. The yellow flowers all over the hills make the villages look like a fairytale world. You'll have free time to walk across the beautiful countryside and enjoy the famous tea.



Summer
Changbai
Mountain, Jilin
¥1899

The best time to visit Changbai Mountain in Jilin is August. It's usually sunny. We'll take you to the Stone Forest, Changbai Mountain caves and Heaven's Lake at the top. You'll have time to take lots of photos.



Autumn
The Great Wall,
Beijing
¥499

You can see all the colours of autumn near the Great Wall. It's cool and dry, so it's great for hiking. We'll take you to the Mutianyu Wall. There won't be as many tourists as at the Badaling Wall, but it's just as beautiful.



Winter
Sanya,
Hainan
¥3499

Sanya on Hainan Island is great for a holiday in winter. You can get away from the cold. The three famous beaches, Yalongwan, Sanyawan and Dadonghai, all have great sand. You'll love swimming in the clear water.

You're going to have a great time on your holiday with Sunny Tours!

Place	Season	Reason	Activities
Wuyuan			
Changbai Mountain			
The Great Wall			
Sanya			

Seasons and Weather

Writing

- 2 Work in groups of four. Choose one place for each season and write notes in the table.

Place	Season	Reason	Activities

Example

Place	Season	Reason	Activities
Harbin	winter	<ul style="list-style-type: none"> lots of snow winter festival 	ice-skating and skiing

- 3 Write sentences about each place. Use your notes above to help you.

- 4 Put your sentences into short paragraphs. Find photos for these places, too. Make a poster.

You'll love Harbin in winter. It is cold and you'll see lots of snow. There is a famous winter festival there.

Speaking

- 5 Role-play a tour guide. Talk about a tour.



Hi, everyone. Welcome to Harbin ...

A spiral-bound notebook with several blank lines for writing.

Check Your Progress

A Read the letter. Write the words in the blanks according to the pictures.

cloudy snow cold windy
clouds sunny warm wind



B Complete the seasons in Beijing with the months.

December August March
October January April

Spring 9 _____, 10 _____,
May

Summer June, July, 11 _____

Autumn September, 12 _____,
November

Winter 13 _____, 14 _____,
February

C Write the words in the blanks to complete the dialogue.

Are travel are leave
going visit is

Bob: 15 ____ you going to have a holiday this summer?

Andy: Yes, I'm going to 16 ____ Bill in England.

Bob: Are you going to 17 ____ with your parents?

Andy: No, I'm not. They 18 ____ going to stay in Hong Kong.

Bob: What are you going to do in England?

Andy: We're going to go to the beach. Bill lives near the sea.

Bob: When are you 19 _____ to leave?

Andy: I'm leaving tomorrow. The plane 20 ____ going to 21 ____ at seven tomorrow morning.

D Put the words in order to make sentences.

22 in Shanghai. / rainy / be / will / it

23 will / the weather / what / in London? / be like

24 New York / tomorrow. / it'll be / very cold / in

25 sunny and warm / be / tomorrow? / will / it

26 rain / on the weekend. / it / in London / won't

27 some / snow / be / on Tuesday. / there'll

Fun Zone 2

Holidays

1 Do you have a good memory? Find out!

- 1 Look at Tim's suitcase. What does he have? You have two minutes to memorise the objects. Don't write down the objects.
- 2 Close your book and write down the objects you can remember.
- 3 Look at the table below. How good is your memory?

Objects	Memory
1-3	You don't have a very good memory.
4-6	Your memory is OK.
7-10	You have a very good memory.
11 +	Your memory is fantastic!



2 Read the email. Put some of the words in correct spelling order.

Hi, Macy,
I'm in Australia with my family. We're here to visit my dad's finsred. I love this place! You can do lots of things here— watch a concert, go gimwsimn, join a utro or just sit in a library and read sokob. We're going to visit a zoo on the nkewede and see the koalas. I'm so excited!
Clare



3 Find these words. Look →↓←.

hot warm cold cool
windy rainy cloudy sunny

D	H	M	U	N	I	H	W	S	T
Q	O	G	Z	S	U	N	N	Y	T
D	T	C	B	I	Q	X	C	P	Q
Q	A	O	J	L	G	X	F	W	B
Y	X	O	E	F	I	T	R	T	H
I	C	L	O	U	D	Y	J	W	R
C	A	T	J	A	C	O	B	A	A
O	G	O	Y	D	N	I	W	R	I
L	U	I	E	C	I	Z	H	M	N
D	O	B	E	Y	V	D	B	W	Y

Can you find more words?

Finding Information on the Internet

Steps:

1 Type key words/phrases in a search engine. Check your spelling, e.g.,




! A single key word search may be too broad, and you may get tons of websites.

2 If you cannot find any good sites, narrow down your search a bit or change the key words, e.g.,

- healthy food → healthy diet
- healthy food → healthy food for teenagers



3 Bookmark the site (“Favourites”) so you can return to it later.

 Your dad is going to London tomorrow. Find out on the Internet about the weather in London. What key words will you use for your search?

Unit Diary

How well can you do these?



Language and Skills

- I can understand the text about weather in Beijing.
- I can talk about the weather.
- I can talk about future plans.
- I can make a poster for a travel agency.


<input type="checkbox"/>	<input type="checkbox"/>	<input type="checkbox"/>
<input type="checkbox"/>	<input type="checkbox"/>	<input type="checkbox"/>
<input type="checkbox"/>	<input type="checkbox"/>	<input type="checkbox"/>
<input type="checkbox"/>	<input type="checkbox"/>	<input type="checkbox"/>

Study Skills

- I know how to find information on the Internet.

<input type="checkbox"/>	<input type="checkbox"/>	<input type="checkbox"/>
--------------------------	--------------------------	--------------------------

- ▶ Read about a dialogue talking about changes in a town.
- ▶ Read memories about someone's first day at school.
- ▶ Listen to an interview about someone's favourite teacher.
- ▶ Write about your English learning experience.
- ▶ Learn about the past simple.



Now and Then

▶ Getting Ready

- Look at the photos. Tell your partner what you see in each photo.
 - a birthday party
 - Chinese New Year
 - the first day of primary school
 - an old town
- Look at the Word Builder. When's your birthday? Talk in pairs.

Example

- A:** *When's your birthday?*
B: *My birthday is on October 12th.*

Word Builder

1 -st	first, twenty-first, thirty-first
2 -nd	second, twenty-second
3 -rd	third, twenty-third
4 -th	fourth, fifth, sixth, seventh, eighth, ninth, tenth, eleventh, twelfth, thirteenth, fourteenth, fifteenth, sixteenth, seventeenth, eighteenth, nineteenth, twentieth, twenty-fourth, twenty-fifth ... thirtieth

13 Changes in Our Town

Warm-up

- 1 Look at the Key Words. Put them in opposite pairs. Then listen and check.
- 2 What's your town / city like? What are the streets like? What are things in the shops like? Talk in class.

Key Words: Adjectives

bad, big, cheap, clean, close, dirty, expensive, far, good, short, small, tall

Example

Our town is very big and clean.

Reading

- 3 Read and complete the dialogue below. Then listen and check.

- a) They aren't very expensive now.
- b) What was the traffic like before?
- c) Were they all your old neighbours?
- d) Was my mum always at the shopping centre?

- 4 Read the dialogue again and answer the questions.

- 1 What were Grandpa's neighbours like?
- 2 Why wasn't the traffic good before either?
- 3 Which shop was Linda's mum in a lot?
- 4 Do you think Linda and Grandpa get on well?

Linda (L) is talking with her grandpa (G) about her mother's hometown.

L: Mum always tells me her hometown is small, but this is just like a big city.

G: Well, it wasn't like this when your mum was here. Our town was very small then. There weren't many tall buildings. Back then, our house was small, but we were close to our neighbours. We were friendly to each other, just like a big family. Some old neighbours are still my best friends.

L: You mean those Tai Chi friends of yours?
1 _____

G: Yes. Now we live in large flats, but we are far away from each other. We seldom talk to our neighbours.

L: But it's easy to travel around the town, right? There are so many buses and taxis.

G: Not really. Look at the traffic. It's so bad!

L: 2 _____
Was it good then?

G: There weren't so many cars. There

weren't many buses, either. But there were lots of bicycles and there were lots of trucks, too. Oh, time flies. It was just like yesterday.

L: Wow, look at all the shops and fast-food restaurants. I feel like I'm in Beijing!

G: Yeah, things change so fast. This one wasn't open a month ago.

L: 3 _____
She really likes them now.

G: No, there weren't any shopping centres back then. There were only small shops. There was a little candy shop near our home. Your mum was there a lot. And candies were really cheap then.

L: 4 _____

G: That's true. OK, let's go and get some candies.

Now and Then

Vocabulary *too / either*

- 5 Look at the Sentence Builder. Then complete the sentences with *too* or *either*.

Sentence Builder			
There	were	trucks,	too.
	weren't	many buses,	either.

- It was sunny. It was cool, _____.
- We can't bring our bikes, _____.

Grammar 一般过去时 1

- 6 Complete the tables with *was*, *were*, *was not (wasn't)* or *were not (weren't)*.

肯定句	
Our town 1 _____ very small then.	
We 2 _____ friendly to each other.	
否定句	
There 3 _____ many tall buildings.	
It 4 _____ like this before.	
一般疑问句	答句
5 _____ my mum there a lot?	Yes, she was. No, she was not.
6 _____ they all your old neighbours?	Yes, they were. No, they were not.
特殊疑问句	
What 7 _____ the traffic like before?	
What 8 _____ Grandpa's neighbours like?	

⇒ **Grammar Summary 6, page 102.**

- 7 Write questions about the town in Exercise 3. Then ask and answer the questions in pairs.

- what / the town / like / was
- there / lots of bicycles / were
- any / shopping centres / there / were
- tall buildings / were / many / there

- 8 **Your Turn** Where were you at these times yesterday? Write sentences.

• 7:30 am • 2:30 pm • 8:30 pm

Speaking

- 9 **Pair Work** Ask and answer questions in pairs. Talk about where you were yesterday.

Example

A: *Where were you at 7:30 yesterday morning?*

B: *I was in the kitchen. How about you?*

A: *I was at school.*

- 10 **Pair Work** Complete the table with three facts about your town. Then talk in pairs.

My town

Five years ago	Now

Example

A: *Were there many cars before?*

B: *No, but there are lots of cars now.*

Pronunciation: /ɪə/, /eə/

- 11 Listen and complete the words with *ear*, *ere*, *air* or *are*. Then listen and read aloud.

Be c____ full! I can h____ a
b_____.

Wh____ is it?

It's out th____. Can you
h____ it?

I think it's coming in h_____.

Quick! Run up the st____s!



14 My First Day

Warm-up

- 1 What was your first day at school like? How did you feel? Tell the class.



Key Words: Feelings

afraid, angry, excited, nervous, sad

Example

On my first day, I was very nervous.

Reading

- 2 Read and match the stories with the correct endings. Then listen and check.

2 Stories

Read Other Stories

BenjS566

My First Day at School

1



I don't remember everything about my first day at school, but my mum always talks about it. I was only five and was very nervous. There were lots of other kids. Some liked school. They talked and laughed. Some didn't like school. They were quiet and looked afraid, just like me. Ms Burton was my teacher. My mum introduced me to her. Then she walked away ...

Smithmum67 My Son's First Day at School

2



Ben was excited the night before his first day at school. However, in the morning, he was kind of nervous. He was very nervous at school, too. There were lots of kids and it was very noisy. I introduced him to his teacher. Her name was Ms Burton. She looked very kind and smiled a lot. She tried to talk to Ben but he didn't say a word. Then school started so I walked away ...

a

He cried. I was sure things were OK, but I walked back and checked. He stopped crying and was with Lisa, his first school friend. They are still friends today.

b

I cried, but soon a little girl walked over and talked to me. Her name was Lisa. She wasn't afraid or sad, so I wasn't, either. She was my first school friend.

Now and Then

3 Read the stories again. Answer the questions.

- 1 Was Ben afraid the night before his first day at school?
- 2 Did Ben and his mum like his teacher?
- 3 Are there any differences in their memories? What are they?

▣ **Vocabulary** 反义词

4 Find the opposites of the following words in the text.

- 1 forget _____
- 2 loud _____
- 3 cry _____
- 4 finish _____
- 5 happy _____

▣ **Grammar** 一般过去时 2

5 Follow the examples and complete the sentences.

肯定句

Some kids **liked** school. They **talked and laughed**.

My mum 1 _____ (introduce) me to her. She **looked** very kind and 2 _____ (smile) a lot.

否定句

Some kids **did not (didn't)** like school. But he 3 _____ (not say) a word.

⇒ **Grammar Summary 6, page 102.**

6 Complete the table. Can you figure out the rules? Find more examples.

Word Builder		
Verb		More examples
look	<i>looked</i>	
start		
like	<i>liked</i>	
introduce		
stop	<i>stopped</i>	
plan		
cry	<i>cried</i>	
carry		

7 Complete the paragraph with the correct form of the verbs in brackets.

In the summer of 2005, I 1 _____ (travel) to Beijing. I 2 _____ (study) Chinese there. I 3 _____ (live) with the family of another student. It was fun. On the first day of class, I was very nervous. The teacher 4 _____ (talk) slowly and 5 _____ (help) us. I 6 _____ (practise) a lot with other students that day. They were nice. I really love my Chinese class there!

▣ **Speaking**

8 **Your Turn** What happened on your first day at junior high school? Talk in pairs.

Example

A: *How was your first day at junior high school?*

B: *I was excited to see so many new classmates.*

Pronunciation: /h/, /j/

9 Listen and write the words in the correct group.

/h/hot

/j/year

10 Listen again and read aloud.

15 My Favourite Teacher

Warm-up

- 1 Think about your favourite teachers. Take notes and discuss in pairs.

1 Who are your favourite teachers?
2 What are they like?
3 Why are they your favourite teachers?

- 3 Listen to the second part of the interview and answer these questions.

- 1 What did Mrs Tang do like other teachers?
- 2 How did Mrs Tang change Chen Cheng?
- 3 Was this memory special for Chen Cheng? Was it for Mrs Tang? Why?

Listening

- 2 Listen to the first part of an interview and complete the sentences.

- 1 It was Yuwen Middle School's _____ anniversary.
- 2 Chen graduated from the school _____ years ago.
- 3 Chen didn't do _____ in school at first.
- 4 He changed when his new _____ teacher came.



- 4 Listen to the whole interview and put the sentences in order.

- a) Chen's teacher talked to him for a long time.
- b) A new teacher came to Chen's class.
- c) Chen didn't pay attention at school.
- d) Chen started his writing.

→ → →



Now and Then

Grammar 不规则动词过去式

5 Complete the table with the correct past tense verbs from the box.

had, sat, stood, went, made, got,
did, spoke, thought, said, told,
forgot, gave, began

Verb	Past form	Verb	Past form
do		say	
forget		think	
make		have	
sit		begin	
give		speak	
stand		get	
tell		go	

⇒ Irregular Verbs, page 136.

6 Complete the sentences with the past tense of the verbs in brackets.

- I _____ (forget) to review for the test today so I _____ (get) a bad grade.
- "Remember to do your homework!" the teacher _____ (say) loudly.
- Miss Grant _____ (speak) to her this afternoon and _____ (tell) her the great news.
- We _____ (have) some photos and we _____ (make) a poster this morning.
- They _____ (sit) in front of the teacher's desk last class.
- Our school _____ (begin) at 8:00 every day.

7 Look at the Sentence Builder. Write three sentences about you and your friends.

Sentence Builder

I went camping last summer.
She visited her grandparents last weekend.
He went to the cinema this morning.
We bought some books yesterday.
They had a party last Friday.

Speaking

8 Pair Work What did you do last weekend? Tell your partner.

Example

A: I went to the Science Museum on Saturday. I saw lots of interesting things.

B: Cool! I went to my aunt's home and I played basketball with my cousins.

Pronunciation: /z/, /dʒ/

9 Listen and write the underlined words in the correct columns.

Today's John's big day. He's wearing a new jacket because he's going to be on television. Why? He usually likes dangerous things. He's going to jump from a plane!

/z/	/dʒ/

10 Listen again and read aloud.

Communication Workshop

▶ Reading

- 1 Read the diary entry. Then match the descriptions with “Now ” or “Two years ago”.

Nancy wrote in her learning diary.



My English Learning Experience

Two years ago, I was good at reading and writing, but I had a lot of trouble with listening and speaking. The speed of the recording was too fast. I couldn't understand. I spoke very slowly, because I wanted to use the perfect words and I didn't want to make any mistakes.

I talked to my teacher and she gave me some suggestions. For listening, she said, "Don't try to understand every word. Just try to catch some key words and try to understand the main idea." For speaking, she said, "Don't worry about it too much. Just use simple words and sentences and try to make the meaning clear. Soon your speaking will improve."

I tried my teacher's suggestions and my listening and speaking improved. Now I'm not so nervous. I speak more and I'm not afraid of making mistakes. When I listen, I still don't understand every word, but I don't give up. Thank you, teacher.

- | | |
|-----------------|--|
| Now • | <ul style="list-style-type: none">• good at writing and reading• doesn't give up• spoke slowly |
| Two years ago • | <ul style="list-style-type: none">• tries to understand general meaning• didn't understand fast recordings• not afraid of mistakes |

Now and Then

Writing

- 2 How did your English learning change in the last two years? What do you do differently now? Look at the examples below and make notes in the table.

Reading	Writing	Listening	Speaking
- read slowly / quickly	- write clearly	- be afraid of listening	- can't speak
- look up words	- follow examples	- want to understand every word	- nervous / not afraid
- like / don't like reading	- like / don't like writing		- learn from my mistakes

	Reading	Writing	Listening	Speaking
2 years ago ...	- read very slowly			
Now ...				

- 3 Make sentences with the information from your table.

- 4 Put your sentences into a paragraph for each section. Then read it to the class.

My English Learning Experience

Two years ago ... _____

Now ... _____

In the future, I will ... _____



Two years ago, I didn't speak much English. I was very nervous ...

Check Your Progress



A Match the adjectives with their opposites.


- | | |
|---------|-----------|
| 1 cold | small |
| 2 big | tall |
| 3 cheap | hot |
| 4 clean | far |
| 5 close | dirty |
| 6 short | expensive |


B Complete the passage with the words in the box. Use the pictures to help you.


afraid nervous sad angry excited

On my first day at school, I was

 7 _____. When I got to the classroom, I felt 

8 _____. My mother left, and I felt very  9 _____.

The teacher talked to me, and asked me some questions. I couldn't answer, but she wasn't  10 _____.

We played some games. The games were fun. When we played, I didn't feel sad. I felt  11 _____.

C Complete the paragraph with the simple past tense of the verbs in brackets.

Today we 12 _____ (go) to Oxford Street. We 13 _____ (leave) Mike's house at 9:00 and 14 _____ (get) on a bus. We 15 _____ (arrive) at 9:30, but it was too early! All the shops 16 _____ (are) still closed. We went shopping the whole morning. Jill 17 _____ (buy) some clothes, but I didn't buy anything. Things in London were so expensive! We 18 _____ (eat) fish and chips for lunch. In the afternoon, we 19 _____ (visit) the British Museum.

D Put the words in the correct order to make sentences.

20 there / years ago. / a lot of / weren't / cars / ten

21 many / there / were / tall buildings / then?

22 1920? / was / in / what / Shanghai / like

23 the / was / city / very / clean?

24 dirty. / it / very / wasn't

25 there / many / bicycles? / were



High Streets

1 Answer the questions.

- 1 Where do you usually go shopping / eat?
- 2 Did you go there when you were a child? Why / Why not?

2 Read the texts below. Answer the questions.

- 1 What can you find on a high street?
- 2 How did Wangfujing Street get its name?
- 3 How was Fifth Avenue one hundred years ago different from today?

A high street is the main street of a city. You can find lots of shops and businesses there. Wangfujing Street is the high street of Beijing. In the past, there were houses of princes and princesses. There was also a well full of sweet water. That was how the street got its name. You can still find the spot of the well in Wangfujing Street.



Wangfujing Street is now a popular place for shopping and eating. There are lots of shops, restaurants and food stalls along the street. Tourists and local people love to explore the food stalls and try different snacks.



The high street of New York is Fifth Avenue. You can see tall buildings and shops of many famous brands here, but one hundred years ago there were only low houses and a few small stores.

Today Fifth Avenue is well-known for shopping and many famous city parades, for example, the Saint Patrick's Day Parade.



Study Checklist

- 1 Look at your written work this year. Make a study checklist of problem areas and common mistakes.
- 2 Find ways to work on the problem areas and common mistakes, e.g.,
 - a) Play grammar games with a friend, e.g.,
 - A: *Present Simple.*
 - B: *I walk to school every day. Past Simple.*
 - A: *I walked to school yesterday.*
 - b) Make grammar cards for easy revision. Copy the Language Focus sections and stick them on blank cards, e.g.,

My grammar cards – Past Simple

Grammar: 一般过去时 2

5 Follow the examples and complete the sentences.

肯定句

Some kids ~~liked~~ school. They ~~talked~~ and ~~laughed~~.

My mum 1 _____ (introduce) me to her.

She ~~looked~~ very kind and 2 _____ (smile) a lot.

否定句

Some kids ~~did not (didn't)~~ like school.

But he 3 _____ (not say) a word.

Grammar: 不规则动词过去式

5 Complete the table with the correct past tense verbs from the box.

had, sat, stood, went, made, got, did, spoke, thought, said, told, forgot, gave, began

Verb	Past form	Verb	Past form
do		say	
forget		think	
make		have	
sit		begin	
give		speak	
stand		get	
tell		go	

- 3 Revise your checklist from time to time.

Unit Diary

How well can you do these?



Language and Skills	<ul style="list-style-type: none"> • I can understand texts about changes in a town. • I can talk about my first day at school. • I can talk about past states and past events. • I can write a diary entry about my English learning. 	<input type="checkbox"/> <input type="checkbox"/> <input type="checkbox"/> <input type="checkbox"/> <input type="checkbox"/> <input type="checkbox"/> <input type="checkbox"/> <input type="checkbox"/> <input type="checkbox"/> <input type="checkbox"/> <input type="checkbox"/> <input type="checkbox"/>
Culture	<ul style="list-style-type: none"> • I know the high streets in Beijing and New York. 	<input type="checkbox"/> <input type="checkbox"/> <input type="checkbox"/>
Study Skills	<ul style="list-style-type: none"> • I know how to use a study checklist to improve my problem areas. 	<input type="checkbox"/> <input type="checkbox"/> <input type="checkbox"/>

Unit 6

- ▶ Listen to students talking about their favourite animals.
- ▶ Read about penguins and giraffes.
- ▶ Read about a famous animal story.
- ▶ Write about a trip to the zoo.
- ▶ Learn about adjectives and compound sentences.



The Animal Kingdom

▶ Getting Ready

1 Look at the Key Words. Which are farm animals? Which are wild animals?



Key Words: Animals

chicken, cow, duck, elephant, giraffe, hen, lion, monkey, panda, penguin, pig, sheep, tiger, zebra

Farm animals

Wild animals

Example

I think hens and cows are farm animals and lions are wild animals.

2 What's your favourite animal? Why do you like it? Tell your partner.

Example

A: *Lions are my favourite animals. They're strong.*

B: *Monkeys are my favourite animals. They're clever.*

16 My Favourite Animal

Warm-up

1 How would you describe these animals? Use the Key Words to help you.

- cat / cats
- dog / dogs
- mouse / mice
- rabbit / rabbits
- sheep / sheep
- snake / snakes

Key Words: Adjectives

cute, dangerous, helpful, interesting, ugly, useful

Example

I like dogs. I think they're helpful.



Listening

2 What animals do the students choose? Listen and fill in the blanks.

Name	Animal	Reason
Amy	_____	• cute / funny
Lily	_____	• helpful / useful -keep homes safe -help blind people
Jerry	_____	• dangerous / interesting -have big / small mouths but can eat big / small animals
Sara	_____	• useful / safe -help scientists make medicines

3 Why do they choose these animals? Listen again and circle the correct words in the table.

4 Look at the information in the table. Answer the questions.

- 1 Why does Lily think her favourite animal is helpful?
- 2 Why does Amy like her favourite animal?
- 3 Why does Sara think her favourite animal is useful?

The Animal Kingdom

Vocabulary

- 5 Read the sentences. Write the underlined words in the correct columns. Use a dictionary to help you.

I think they're helpful. They can keep our homes safe. They can also help blind people.

Noun	Verb	Adjective

Function 说明原因

- 6 Read the Key Expressions.

Key Expressions: Asking for and giving reasons

I want to write about rabbits.
Why?
Because they are cute.

Speaking

- 7 **Your Turn** What are your favourite animals? Write notes and talk in pairs.

Example

A: I like lions.

B: Why?

A: Because they're strong.
They can run fast, too.



Animal: _____

Reason: _____

- 8 **Pair Work** Talk about the following projects or other projects you like.

- write about planes / interesting / can fly for a long time
- write about computers / useful / can help people do lots of things

Example

A: What do you want to write about for your project?

B: I want to write about cars.

A: Why?

B: Because they're helpful. They can move people and carry heavy things.

Pronunciation: /ʌ/

- 9 Listen and circle the words with the /ʌ/ sound. Then put them into the table.

My cousin has a monkey!
Some people think he's ugly.
Others think he's cute.
I think he's just so funny.
But sometimes he gets into trouble.
Because he's just so naughty.

o	u	ou

- 10 Listen again and read aloud.

Warm-up

- 1 Think of some animals with unusual body parts. Tell the class.

Example *Monkeys have long arms. They can move from tree to tree easily.*



Key Words: Parts of the body

arm, body, ear, eye, head, leg, mouth, neck, nose

Reading

- 2 Read about penguins and giraffes. Complete the table below. Then listen and check.

Penguins look funny with their big bodies, small heads, short necks and short legs. They are birds but they cannot fly. They are not fish but they can swim very fast. Some can swim 25 miles an hour. They have black backs and white fronts, so in the water, other animals cannot see them well from above or below. Penguins lay eggs in big groups and sometimes, there are over 100,000 of them. They stand still for a long time, so they can keep their eggs warm on their feet.



Giraffes have big eyes on a small head and they can see very well. They are very tall, so they can eat from tall trees. However, with their long necks, it is difficult to drink water. They have to spread their front legs wide and bend their necks, so their heads can reach the ground. When they sleep, they sit on the ground and rest their heads on their backs. Giraffes can run fast with their thin legs but they cannot run for a long time. They often walk for long hours to find food in places far away.



	Penguins	Giraffes
body		
head		
legs		
neck		
eyes		

- 3 Read the text again. Answer the questions.

- 1 Are penguins birds or fish?
- 2 Why can't other animals in the water see penguins well from above or below?
- 3 How do giraffes drink water?
- 4 Can giraffes run for a long time?

The Animal Kingdom

Vocabulary 反义词

- 4 Find opposites of the words below in the text.

Word Builder	
1 above	
2 fat	
3 front	
4 long	
5 near	

Grammar 简单句和并列复合句

- 5 Look at the tables. Then complete the sentences with *or*, *and*, *but* or *so*.

简单句		
They have short necks	and	short legs.
Other animals can't see them well from above	or	below.
并列复合句		
Giraffes have big eyes on a small head	and	they can see very well.
They're birds	but	they can't fly.
They are very tall,	so	they can eat from tall trees.

⇒ **Grammar Summary 7, page 103.**

- Elephants have big ears ____ long noses.
- Chickens are birds ____ they can't fly far.
- Monkeys have long arms, ____ they can move between trees well.
- You can't find horses ____ sheep on our farm.

- 6 Join the pairs of sentences with *and*, *but* or *so*.

- Elephants have big bodies.
 - They have strong legs.
- Elephants have long, strong noses.
 - They can hold things with their noses.
- Elephants are heavy.
 - They can swim and run.

Speaking

- 7 **Your Turn** Give a presentation on an animal to the class. You can choose penguins, giraffes or other animals you like.

Example

Dear class,

Today I want to tell you something about ...

Pronunciation: /ɑː/

- 8 Listen and circle the words with the /ɑː/ sound.

After school,
let's go to the park.
It isn't far.
We can laugh and
play and say hello to
my aunt.




- 9 Listen again and read aloud.

18 An Animal Story

Warm-up

1 Where are these animals from?
Match them with the places.

- 1 Asia ____, ____, 2 Africa ____
3 Australia ____



Reading

2 Read and complete the text with the words from the box. Then listen and check.

Key Words: Adjectives

cute, dangerous, easy, famous, happy, sad, strong

In 1969, John Rendall and his friend Anthony Bourke saw a 1 _____ little baby lion in a shop in London. They took him home and called him Christian. John and Anthony looked after Christian very well. They took him for walks and played with him every day. They drove him around the city in their car and even took him to the beach.



Christian lived with John and Anthony happily for about a year. He was never angry and he was not 2 _____. However, he grew quickly. Soon, he became very big. He was very 3 _____ and heavy, too. Clearly, he could not live with John and Anthony any more, so they took him to Africa. At first, it was not 4 _____, but slowly, he learned and did well.

After a year, John and Anthony went back to Africa. They wanted to see Christian again. But would Christian remember them? It took a long time, but they finally found Christian with a few other lions. What happened? Christian walked over slowly. Then suddenly, he recognised them! He ran over and jumped up on them. He didn't hurt them. He hugged them warmly. They couldn't believe it!

John and Anthony visited Christian again a few years later. Christian was with other lions and his babies this time. He still recognised them and ran over, but he was too big and he knocked them down easily. John and Anthony were 5 _____ to leave him, but they were also happy to see Christian live freely in Africa.

3 Read again and answer the following questions.

- | | |
|---|--|
| 1 What did John and Anthony do when they saw the baby lion? | 4 What did Christian do when he saw them for the first time and the second time in Africa? |
| 2 How did they look after Christian? | 5 How did John and Anthony feel? |
| 3 Why did they take Christian to Africa? | |

The Animal Kingdom

Vocabulary

- 4 Complete the Word Builder with adverbs.

Word Builder	
1 slow	<i>slowly</i>
2 quick	
3 happy	
4 free	
5 easy	

Grammar 方式副词

- 5 Complete the table with the correct adverbs from the Word Builder.

副词
However, he grew 1 _____.
Christian lived with John and Anthony 2 _____.
He was too big, and he knocked them down 3 _____.
4 _____, he learned and did well.
Christian lived 5 _____ in Africa.

⇒ Grammar Summary 8, page 103.

- 6 Read the sentences and circle the correct words.
- Pandas are **slow** / **slowly**.
They usually walk **slow** / **slowly**.
 - Tigers can run **quick** / **quickly**.
They're **quick** / **quickly** animals.
 - Climbing is **easy** / **easily** for a tiger.
They can climb **easy** / **easily**.
 - Lions are **happy** / **happily** in the sun.
Lions sleep **happy** / **happily** all day.

- 7 Look at the Sentence Builder. Then use adverbs to complete the sentences with information about yourself.

Sentence Builder

They sing this song **loudly**.
He speaks **too quickly**.
She drives **very slowly**.

- I usually do my homework _____.
- I often talk on the phone _____.
- I sometimes ride my bike _____.
- I read English books _____.

Speaking

- 8 **Role-play** Role-play an interview with John and Anthony.


Example

- A: Hello, John. Can you tell us something about Christian?
B: Sure.

Pronunciation: /w/

- 9 Listen and circle the words with the /w/ sound.

Owen has a penguin.
Every Wednesday, the penguin takes a walk.
Where does Owen's penguin go?
Who does the penguin see?
Where are you, Penguin?
Quickly! Write a letter to me.



- 10 Listen again and read aloud.

Communication Workshop

Reading

- 1 Read Amy's blog and put her photos in time order. Write the numbers in the circles.

Home	About Me	Friends	Fun	School	Sports
------	----------	---------	-----	--------	--------



I was at Animal World with my cousin yesterday.

First, we went to see the elephants. The baby elephants were so cute! I fed one elephant some bananas. I was afraid at first but it was a lot of fun. Our next stop was the Panda House. It was huge but only two pandas lived there. They were tired and slept all the time. It was boring.

Then we watched a penguin show. The penguins were really funny. They walked slowly but they swam fast.

After the show, we had lunch. My cousin and I each ate a sandwich. Just then, I heard something. I thought someone called me, so I turned around. It was a loud parrot! I guessed it was hungry and it wanted our sandwiches.

After lunch, we saw some monkeys. They were small. They got some food and were really excited. They ate it and we took some photos. They looked so good!



- 2 Read the blog again and complete the table.

Animals	What were they like?	What did they do?	How did Amy feel? What did she do?
baby elephants			
pandas			
penguins			
a parrot			
monkeys			

The Animal Kingdom

Writing

- 3 Think about a trip to the zoo or a television show about animals. Try to remember the trip or imagine it and use the questions below to help you.



What did you see?

- monkeys
- giraffes
- fish
- koalas

What did they look like?

- tall
- beautiful
- cute
- small

What did they do?


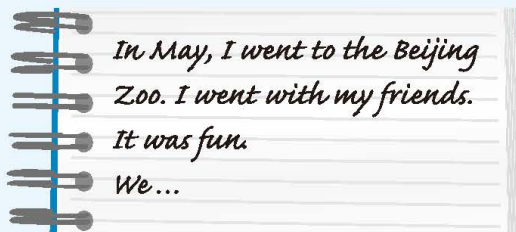
- ate
- swam
- ran
- slept
- played
- climbed
- walked
- watched

What did you do?

- | | |
|--------------------------|-----------------------|
| walked through the zoo | took photos |
| saw animals | asked for directions |
| drank some juice | ate ice cream |
| fed the fish | listened to the guide |
| drew pictures of animals | talked to friends |
| | bought postcards |

Speaking

- 4 Make notes using your answers above. Then write about your trip to a zoo.
- 5 Tell the class about your trip to the zoo. Did anyone else have one like yours?



My family and I went to the zoo in January. It was fun. We ...

Check Your Progress

A Put the words into the correct categories.

heavy	slowly	leg	sheep
quickly	mouse	eye	slow

Animals cat, dog, rabbit,
1 _____, 2 _____




Body parts ear, head, neck,
3 _____, 4 _____

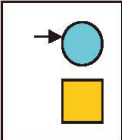
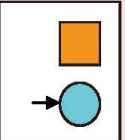
Adjectives big, fast, fat, 5 _____,
6 _____

Adverbs easily, quietly, loudly,
7 _____, 8 _____

B Match the vocabulary with the pictures.

tall fat thin above below

9  10  13 

11  12 

C Circle the correct word in each sentence.

- 14 Snakes are **helpful** / **dangerous** animals.
- 15 Giraffes have long **necks** / **noses**.
- 16 Pandas move very **fast** / **slowly**.
- 17 Dogs can run very **quick** / **quickly**.

D Circle the correct words.

- 18 Snakes have small mouths **but** / **and** they can eat big animals.
- 19 Penguins have short legs, **but** / **so** they can't run fast.
- 20 Elephants are very big, **or** / **so** they are very heavy, too.
- 21 Giraffes have long necks **and** / **but** long legs.
- 22 Pandas are fat **and** / **or** they move slowly.

E Match the questions with the answers.

- 23 Why do you like penguins? _____
- 24 Why does he want to do his project on England? _____
- 25 Why don't you go to the sports centre? _____
- 26 Why are dogs useful? _____

- a Because they can keep our homes safe.
- b Because they are cute and they can swim fast.
- c Because it's an interesting country.
- d Because I don't like sports.

F Circle the correct word in each sentence.

- 27 Today's homework is **easy** / **easily**.
- 28 The TV is too **loud** / **loudly**!
- 29 I can't understand. He talks too **quick** / **quickly**.
- 30 He walks to school very **slow** / **slowly**.

Fun Zone 3

Animal Fun

1 Read the information. One statement is false — which one?

1 All polar bears are right-handed!

2 Dolphins sleep with one eye open!



3 Penguins can swim at 25 kilometres per hour!

4 Ostriches can run at 72 kilometres per hour!



2 Read the puzzle. Put the steps in the correct order to find the solution to the problem.

How can the farmer take the wolf, the goat and the cabbage across a river? He can only take one thing in his boat. He mustn't leave the wolf with the goat or the goat with the cabbage.



- a He comes back and takes the cabbage across the river. He leaves the cabbage there and takes the goat back across the river.
- b He comes back and takes the goat across the river. Now the wolf, the goat and the cabbage are on the other side of the river!
- c He leaves the goat there and takes the wolf across the river. He leaves the wolf and the cabbage there.
- d The farmer takes the goat across the river. He leaves the goat there.

3 Read and complete the poem with *bear, fly, hair, swim, thin, and why*.

The City Zoo

*In the city zoo,
there's a hippo but it's*

1 _____,
*a giraffe with a short neck,
and fish, but they can't*
2 _____!

*In the city zoo,
there's a black polar*
3 _____ *and a*
slow zebra, and a
panda with colourful
4 _____!

*In the city zoo,
there are penguins
that can* **5** _____,
and a tiger.
It doesn't eat meat –
I don't know **6** _____!



4 **Your Turn** Think of other animals and write your own poem.

Example


*In the city zoo, there are monkeys.
They can't climb trees ...*

Parts of Speech

The dictionary tells you about the part of speech of a word:

- noun (名词) — *n.*
- pronoun (代词) — *pron.*
- verb (动词) — *v.*
- adjective (形容词) — *adj.*
- adverb (副词) — *adv.*
- preposition (介词) — *prep.*
- conjunction (连接词) — *conj.*
- exclamation (感叹词) — *excl.*

An instructor...
Her work in the inner
ed·u·ca·tion ^{n.1} b
or training in school
in our neighborhood
... The in

 Find the part of speech of the underlined words. Use a dictionary to help you.

- Every day we get up at 5:20 and we tidy our room.
- I always do my homework after dinner.
- It's famous for its beautiful mountains and clear lakes.
- Wow, look at all the shops and fast-food restaurants.

Noun? Verb? Adverb?

Unit Diary

How well can you do these?



Language
and Skills


- I can ask for and give reasons.
- I can understand texts about animals.
- I can name parts of the body and describe animals.
- I can write about a trip to the zoo.

<input type="checkbox"/>	<input type="checkbox"/>	<input type="checkbox"/>
<input type="checkbox"/>	<input type="checkbox"/>	<input type="checkbox"/>
<input type="checkbox"/>	<input type="checkbox"/>	<input type="checkbox"/>

Study Skills

- I can use a dictionary to find the part of speech of a word.

<input type="checkbox"/>	<input type="checkbox"/>	<input type="checkbox"/>
--------------------------	--------------------------	--------------------------



Appendices

Literature Spot: A Short Story: <i>The Mile</i>	78~79
Project 1: A Weekend Activities Survey	80
Project 2: A Display about Strange Animals	81
Workbook	82~99
Grammar Summary	100~103
Notes to the Texts	104~109
Tapescripts	110~112
Picture Dictionary	113~118
Vocabulary in Each Unit	119~127
Word List	128~135
Irregular Verbs	136~137
后 记	138

1 The Report

Read the first part of the story.
Why was the boy's report bad?

My mum was reading my school report for the third time. She put it on the table and stared at me. I didn't say anything. What could I say? My mum looked so disappointed. I really felt sorry for her.

"I'm sorry, Mum ..."

She picked up the report again and started reading it for the fourth time.

"It's no good reading it again, Mum. It's not going to get any better."

She put the report back on

the table.
"You've come bottom in nearly everything. Listen to this."

She picked up the report again.

"Maths – Inattentive and lazy."

"I know what it says, Mum."

"I mean, you didn't even do well at sport, did you? 'Sport – He is not a natural athlete.'

Didn't you do *anything* right



this term?"

I'm not a natural athlete but I did one right thing this term. I stopped Arthur Boocock from bullying me. That's why I was "lazy and inattentive" at maths.

That's why this term was so miserable.

2 The Bully

Read the second part of the story.
Match the thoughts with the characters.

Example: a) *The boy*

- a) "I don't like smoking."
- b) "I'm going to catch them!"
- c) "He's a bully!"
- d) "We got caned because of him."

Arthur Boocock came into our class this year and I didn't like him. Because he's a bit older and is good at sport and running, everybody does what he says. That's how Smokers' Corner started.

Arthur stole his father's cigarettes and brought them to school. We smoked them in the break under the woodwork classroom. We called it Smokers' Corner. It was silly really. I didn't even

like smoking; it gives me headaches. But I joined in because all the others did. We took it in turns to stand guard. I liked it when it was my turn. It meant I didn't have to join in the smoking. Smokers' Corner was at the top end of the playground. I was on guard one day. Suddenly, I saw Mr Melrose coming across the playground. I ran and told the lads. Melrose never said anything but we knew



he was trying to catch the smokers and he knew we knew . . .

I was on guard and thinking about my maths homework when I heard Melrose shouting.

“Straight to the Headmaster. Go on, all three of you.” I looked round and I couldn’t

believe it. Melrose was inside Smokers’ Corner. They all got the cane for smoking. After that, Arthur came to see me.

“How come you didn’t see him? He’s big enough.” Arthur hit me, right on the ear.



3 The Race

Read the last part.
Answer these questions.

- 1 Why did the boy go into town?
- 2 Why did he start training for the mile?
- 3 Why did Arthur start crying?
- 4 Why didn’t the boy finish the race?

After that, Arthur hit me every time he saw me. Then he started to take away my pocket money. I was really scared of him and my problems with school work began.

Lunchtimes were the worst, so I stopped going to school lunches. I went into town to get away from Arthur Boocock. That’s how I met Archie.

There’s a running track in the park and one day I watched this man running. That was Archie. I went back the next day and talked to him.

“Hey mister, how fast can you run a mile?”

“How fast can *you* run a mile?”

“I don’t know. I’ve never tried.”

“Well, now’s your chance.

Come on, get your jacket off.”

He was very fast and I found it difficult to keep up with him, but I started to run with Archie every day after that. Then I got the idea. I decided to run in the mile on the school sports day.

In the three weeks before it, I ran everywhere. I ran to school. I ran with Archie at lunchtime.

All I thought about was the mile.

On the sports day, everybody was surprised to see me in my shorts and trainers. Arthur thought it was very funny. I surprised a lot of people that day but no one more than Arthur. In the race, I stayed with him like a shadow. When he went forward, I went forward. When he dropped back, I dropped back. He looked at me. He didn’t understand me. Suddenly, he started to run very fast. When he looked round, he got a shock. It was like a dream. The whole school were cheering for Arthur and me on the last bend. I looked at Arthur. He was crying. At that moment, I knew I was the real winner. I didn’t mean the race. I wasn’t interested in that. I knew that Arthur was beaten. Then I walked off the track. I didn’t run the last 200 metres. I suppose I’m not a natural athlete.



Project 1 A Weekend Activities Survey

You will do a class survey to find out your classmates' weekend activities.

Step 1 Work in groups of four. Each group thinks of five questions to ask in the survey.

Example

A: We can ask, "What do you usually do on weekends?"

B: We can list some choices like "play sports" "do homework", etc.



Step 2 Using the questions from each group, design a survey for a class survey.

Example

- 1 What do you usually do on weekends?
a) play sports b) surf the Internet c) read books d) do homework
e) go to see grandparents f) others
- 2 How often do you _____?
a) always b) usually c) sometimes d) seldom e) never



Step 3 Form a group of eight with another group and take the questionnaire. Count the number of students for each answer.

Step 4 Discuss the result of the survey. Write notes.

The notes can include:

- What is your group's favourite activity?
- What do boys like most? What do girls like most? Do they like the same thing?
- What do the group members never do on weekends?

Example

Three of us always play sports on weekends.

Step 5 Present the survey result to the class.

Self-assessment

- 1 What did you do in the project?

- 2 Is it easy to design a questionnaire?
 Yes No Why? _____
- 3 Is the survey result a surprise?
 Yes No Why? _____
- 4 What did you learn by doing this project?

You will make a class display about strange animals.

Step 1 Collect information about strange animals and write down why they are strange. You can go to the library or use the Internet to search information.

Example

deep sea angler fish — a light on head, can eat animals bigger than itself



Step 2 Work in groups and choose three animals that you want to display.

Example

A: *I think deep sea angler fish are strange. It has a light on its head.*

B: *I agree.*



Step 3 Collect photos or draw pictures of the animals. Then write a few sentences to introduce each animal.

Example

The top three strange fish

1



Deep sea angler fish has a light on its head. It can eat animals that are bigger than itself.

Step 4 Present your writing to the class.

Step 5 Put all the groups' writings on the notice board to make a class display.

Pay attention when you write descriptions:

- Use *and, or, but* and *so* to link.
- Remember to use plural forms because you are talking about the animals in general.

Self-assessment

- 1 What did you do in the project?

- 2 This project is _____.
exciting interesting useful boring

- 3 What do you like or dislike about the project?

- 4 What did you learn from working with your group members?

Unit 1 Daily Life

Lesson 1

Language in Use

1 Match the pictures with the activities. Write 1-7.

___ listen to music ___ play basketball
 1 watch TV ___ do homework
 ___ read a book ___ run
 ___ go to the cinema

2 Circle the correct answers.

- ___ does he go to clubs after school?
a How many b How often c What
- They play basketball ___.
a sometimes b never c ever
- Do you ___ read books in your free time?
a never b seldom c often
- ___, we go running in the morning.
a Usually b How often c Never
- They ___ listen to music.
a often b ever c some time

Skills Practice

3 Look at Judy's schedule. Complete her letter. Use these words:

always, seldom, sometimes, usually

	4:00 pm	6:00 pm	9:00 pm
Mon.	football	TV news	read books
Tue.	tennis	TV news	read books
Wed.	football	TV news	read books
Thur.	tennis	TV news	read books
Fri.	football	go to cinema	

Dear Grandpa,

How are you? I'm busy at school but I have some free time, too.

I 1 _____ play sports after school.

2 _____, I play football but I

3 _____ play tennis.

Then I go home and have dinner.

I 4 _____ watch the news on TV with my parents. I like to go to the cinema but we 5 _____ go. Just on Fridays!

I 6 _____ play chess in the evening.

Maybe we can play on Saturday!

Love,
Judy

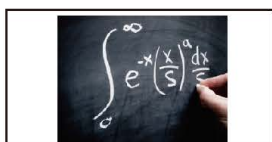
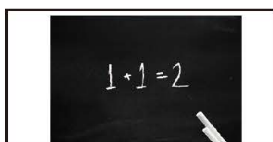
Translation

4 Translate the sentences into English.

- 你经常和朋友们一起做功课吗?
- 她总是早上跑步。
- 你经常看电视新闻吗?
- 你多久打一次排球?
- 我喜欢独自学习。

Language in Use

- 1 Describe each picture. Write the correct words.



- 1 It's e _____. 2 It's d _____.



- 3 It's b _____. 4 It's i _____.



- 5 It's d _____. 6 It's s _____.

2 Circle the correct words.

- My mum **work** / **works** / **working** in a restaurant.
- We **get up** / **gets up** / **getting up** at 7:00.
- I **don't** / **doesn't** / **doing** have much time to get ready.
- I **walking** / **walks** / **walk** to school every day.
- My mum doesn't **go** / **goes** / **going** with me.
- I **has** / **have** / **having** lunch at 12:00.

Skills Practice

- 3 Read and complete the article. Use the correct form of the verbs.

ask, cook, like, exercise, get, go, have, read, watch

My dad gets up early and 1 _____. He usually runs in the park. He doesn't 2 _____ time for a big breakfast. My mum usually 3 _____ some food for us and we 4 _____ it. My mum and dad 5 _____ to work by bus. My dad is a bus driver. Driving a bus isn't easy. There are lots of cars everywhere and people sometimes 6 _____ him questions. After dinner, he 7 _____ a rest. He doesn't 8 _____ books. My dad and I usually 9 _____ evening news on TV.

Translation

- 4 Translate the sentences into English.

- 他早上不收拾房间。
- 她九点半上床睡觉。
- 我和另外五名同学共住一个房间。
- 这是一份危险的工作。
- 我们下午三点钟做技能训练。
- 我们必须停下所有事情，迅速出发。

Language in Use

1 What do Kay and Jan usually do on Saturday? Use these words:



Kay

do go visit play
play ride travel use



Jan



- 1 _____ a horse
- 2 _____ with the dog
- 3 _____ homework
- 4 _____ sports



- 5 _____ in a car
- 6 _____ Grandma
- 7 _____ online
- 8 _____ a mobile phone

2 Complete the questions. Use these words:

Do, Does, What, When, Where

- 1 A: _____ do you think about the new books?
B: I think they're interesting.
- 2 A: _____ is Bike Safety Week?
B: It starts next week.
- 3 A: _____ you use a mobile phone?
B: Yes. I always take one with me.
- 4 A: _____ do you go in a storm?
B: I stay home.
- 5 A: _____ your mother drive a car?
B: No. She usually rides a bike.

Skills Practice

3 Listen and look at Exercise 1. Who is talking to a friend? Circle *Kay* or *Jan*.

- 1 Kay Jan 2 Kay Jan
- 3 Kay Jan 4 Kay Jan

Translation

4 Translate the sentences into English.

- 1 我的老师说这是危险的。
- 2 半数以上发生在住宅的火灾是从厨房开始的。
- 3 她说的有道理吗?
- 4 下雨天要远离电视机。
- 5 不要把你的地址给他。
- 6 我从未在网上和其他孩子聊天。

▶ Language in Use

1 Look at the pictures and complete the phrases.

Sue




Grandma

Alex



- 1 d_____ the furniture 2 t_____ o_____ the rubbish 3 p_____ a_____ the toys



Dad



Mum



Joe



Lucy

- 4 w_____ the plants 5 s_____ the floor 6 w_____ the dishes 7 f_____ the dog

2 Complete the dialogue. Use the correct form of the verbs.

A: Hi, Bill.

B: Hi, Mum. Where are you?

A: I 1 _____ (shop) at the supermarket.

Bill, it's 1:30 pm and I usually

2 _____ (feed) the dog at this time.

Can you 3 _____ (feed) him, please?

B: Sorry, Mum. I'm busy. I 4 _____ (clean) my room.

A: How about your sister? Can she do it?

B: I don't know. She never 5 _____ (feed) the dog.

A: Well, can I 6 _____ (talk) to Betty, please?

B: Sure, Mum ... Betty, come here!

C: I can't. I 7 _____ (read) a book now!

B: Betty, Mum is on the phone! ... OK, Mum. Betty 8 _____ (run) to the phone now.

▶ Skills Practice

3 Listen and look at Exercise 1. Circle the correct answers.

1 a Alex b Joe c Dad

2 a She's sweeping the floor.
b She's taking out the rubbish.
c She's dusting the furniture.

3 a She's feeding the dog.
b She's washing the dog.
c She's walking the dog.

4 a Grandma b Joe c Dad

▶ Translation

4 Translate the sentences into English.

- 他们正走向我们的房子。
- 他不是整理他的房间。
- 我的表妹正在收拾玩具。
- 我正在喂鱼。

Language in Use


1 Write the correct words. Then match the phrases with the pictures.

1 u_____ a mobile phone

2 c_____ email

3 t_____ on a home phone

4 r_____ or s_____ a text message



2 Complete the dialogue. Use the correct form of the words.

- A: Hey, Jim. Are you 1 _____ (do) your homework now?
- B: No, I'm not.
- A: What are you 2 _____ (do)?
- B: I 3 _____ (read) a message from Sue now. She 4 _____ (visit) her cousins in the country.
- A: Really? Can you 5 _____ (give) me her phone number?
- B: Sure. I 6 _____ (look) for it now. Here it is!
- A: Can you 7 _____ (send) it to me by text?
- B: OK. I 8 _____ (send) it now.
- A: Thanks! I can 9 _____ (see) it.
- B: Good! Oh ... My mum 10 _____ (call) me for dinner now. Time to go! Bye!

Skills Practice

3 What's Jim doing? Listen and order the activities.

- ___ receiving a photo
- ___ reading an email message
- ___ sending a text message
- ___ talking on the phone

Translation

4 Translate the sentences into English.

- 1 女孩们在用电脑吗?
- 2 我的表弟正在给我发一张图片。
- 3 他在做什么?
- 4 我正在给他发短信。
- 5 谁在查电子邮件?
- 6 我们在探望我的祖父母。

Language in Use

1 Look at the map. Label the places.

1 t _ _ _
s _ _ _ _

2 b _ _ _

3 U _ _ _ _ _

4 b _ _ s _ _

5 p _ _ o _ _

6 p _ _ _
s _ _ _

7 h _ _ _

2 Look at the map. Give directions to the bank. Use these words:

- beside cross down
miss opposite turn

Go 1 _____ Brown Road.
Then 2 _____ right and walk
down Green Street. 3 _____
Green Street at the corner. The bank is
4 _____ the park and
5 _____ the school. You can't
6 _____ it!

Skills Practice

3 Listen and look at Exercise 1. Follow the directions. Where are you? Circle the correct answers.

- 1 a b c
- 2 a b c
- 3 a b c


Translation


4 Translate the sentences into English.

- 1 你知道怎样去派出所吗?
2 你不会错过它的。
3 沿着这条道路走, 然后穿过马路。
4 他想去科学博物馆。
5 公共汽车站在医院对面。
6 对不起, 我不肯定。

Language in Use

1 Look at the pictures. Complete Jim's shopping list.





Shopping List

1 _____ s

2 p _____

3 _____ r _____

4 t _____

5 _____ -

 m _____

6 _____ h _____

7 _____ e _____

8 m _____

2 Complete the dialogue. Use these words:

are, bill, change, is, many, much, pounds, take, total, unit price

- A: Excuse me. How much is the beef?
 B: The 1 _____ is \$3.10 a pound.
 How 2 _____ do you want?
 A: Can I have three 3 _____, please?
 B: Sure. That's \$9.30.
 A: I want some apples.
 B: How 4 _____ do you want?
 A: I'll 5 _____ four. What's the 6 _____ cost?
 B: Let's see. The beef 7 _____ \$9.30 and the apples 8 _____ \$4.80. So that's \$14.10.
 A: I only have a 100 dollar 9 _____.
 Do you have 10 _____?
 B: Sure. Here you are.

Skills Practice

3 Listen and circle the correct answers.

- 1 a \$2.55 b ¥2.55 c £2.55
 2 a 6 apples b 6 oranges c 16 oranges
 3 a ¥4.17 b ¥4.70 c ¥14.70
 4 a \$4.06 b \$40.16 c \$14.60










Translation

4 Translate the sentences into English.

- 1 这些西瓜多少钱?
- 2 我要四根香蕉。
- 3 这是找你的零钱。
- 4 火腿每磅三英镑。
- 5 你要多少袋?
- 6 我可以要两公斤吗?

Language in Use

1 Look at the pictures. Complete the menu.

Sally's Restaurant		
1  s _____ \$1.75	2  h _____ d _____ \$2.60	3  h _____ \$3.20
4  s _____ \$2.30	5  c _____ \$1.30	6  i _____ c _____ \$1.40
7  s _____ \$1.50	8  t _____ \$1.25	9  j _____ \$1.10

2 Circle the correct answers.

1 A: _____ I take your order?

B: Sure!

a Would b Do c May

2 A: Mum, _____ I have some cake?

B: No. Eat an apple!

a when b can c would

3 A: Would you like a salad?

B: _____

a No, thanks. b Yes, I do.

c Yes, I can.

4 A: _____ would you like?

B: Ice cream, please.

a How b May c What

5 A: _____ you like a drink?

B: Yes, please.

a Would b Do c What

Skills Practice

3 Listen and look at Exercise 1. Circle the correct answers.

1 a \$1.50 b \$1.75 c \$3.25

2 a soup b juice c tea

3 a hot dog b cake c hamburger

4 a \$1.30 b \$2.60 c \$3.90

Translation

4 Translate the sentences into English.

1 我想要一杯水。

2 我可以要三个汉堡吗?

3 可以点餐了吗?

4 沙拉是健康食品。

5 你想要一杯饮料吗?











6 他想要两个三明治和一份冰激凌。

Unit 3 Food and Drink

Lesson 9

Language in Use

1 Look at the pictures. Write the correct words.

1  s _____	2  c _____
3  r _____	4  n _____
5  e _____	6  p _____
7  s _____	8  c _____
9  b _____	10  b _____

2 Circle the correct words.

- 1 He usually eats a / any / lots of rice.
- 2 Are there a / an / any oranges?
- 3 I can drink a / three / any glasses of water.
- 4 There's a / any / some bread in the kitchen.
- 5 Is / Are / Can there any cheese?
- 6 Is there an / any / lots of egg?

Skills Practice

3 Complete the dialogue. Use these words:

an any are Are is
Is lots of one some

Mum: We need food for breakfast. Are there 1 _____ eggs?

Jim: Yes! There are 2 _____ eggs. I can see twelve!

Mum: Great. 3 _____ there any ham?

Jim: Hmm. No, but I can see 4 _____ cheese.

Mum: OK. How about fruit?

Jim: There 5 _____ some apples but there is only 6 _____ banana.

Mum: 7 _____ there any oranges? You like to eat 8 _____ orange every morning.

Jim: There aren't any oranges, but there 9 _____ some orange juice.

Translation

4 Translate the sentences into English.

- 1 阿森纳是英国的一支顶级足球队。
- 2 有糖吗?
- 3 盒子里有些面条。
- 4 我总是吃很多蛋糕。
- 5 没有盐。
- 6 他一般不吃煎饼、奶酪这类东西。

Language in Use

1 Look at the travel ad for Montreal. Fill in the seasons and months.

Visit Montreal any time of the year!				
1 Spring	0°C to 18°C		2 Su _____	12°C to 26°C
 (often in May)			 (lots in August)	
March, A _____, M _____			J _____, J _____, A _____	
3 A _____ m _____	0°C to 15°C		4 W _____	-15°C to 0°C
 (often in November)			 (lots in December)	
S _____, O _____, N _____			D _____, J _____, F _____	

2 Complete the dialogue with the words from the box.

cold	dry	like	warm	mind
rains	time	weather	winter	

- A: What's the weather 1 _____ in your city in summer?
- B: It's usually sunny but it 2 _____ sometimes. It's 3 _____. Temperatures are from 20 to 25°C.
- A: How about 4 _____?
- B: It's often rainy and 5 _____. It's usually about -6°C.
- A: How's the 6 _____ in spring and autumn?
- B: It's usually warm and rainy in spring. Autumn is similar to spring but it's usually 7 _____.
- A: When is a good 8 _____ to visit?
- B: I think summer is nice. Spring is also good, if you don't 9 _____ the rain.

Skills Practice

3 Listen and look at Exercise 1. Write the correct seasons.

- _____
- _____
- _____
- _____







Translation

4 Translate the sentences into English.

- 春天的天气怎么样?
- 什么时候去你们国家好呢?
- 秋季干燥、凉爽。
- 七月的夜晚不凉爽。
- 秋天常常多云。
- 人们一般在清早或傍晚的时候去颐和园。

Language in Use

1 Look at the pictures. Complete the weather words.

<p>A _ u _ _ _</p>  <p>Rio de Janeiro 26°C</p>	<p>B _ _ w _</p>  <p>New York -1°C</p>	<p>C _ a _ _ _</p>  <p>London 5°C</p>
<p>E windy</p>  <p>San Francisco 10°C</p>	 <p>The weather will be windy in San Francisco tomorrow.</p>	<p>D _ l _ _ _ _</p>  <p>Hong Kong 15°C</p>

2 Circle the correct words.

- It'll be **sun** / **sunny** tomorrow.
- There'll be strong **winds** / **windy** in the afternoon.
- The **rain** / **rainy** weather will be here all week.
- There'll be some **snow** / **snowy** next week.
- It **will** / **won't** be cool this weekend. The temperature will be about 30°C.
- You'll see lots of **rain** / **rainy** next week, so take your umbrella with you.
- It **will** / **won't** be cold tomorrow. You will want to wear a warm sweater.

Skills Practice

3 Listen and look at Exercise 1. Match the reports with the cities.

- | | | |
|---|-----|------------------|
| 1 | ___ | A Rio de Janeiro |
| 2 | ___ | B New York |
| 3 | ___ | C London |
| 4 | ___ | D Hong Kong |
| 5 | ___ | E San Francisco |

Translation

4 Translate the sentences into English.

- 下周天气怎么样?
- 伦敦的夜晚会冷吗?
- 明天你会见到很多雪。
- 周末会暖和。
- 整个星期将会有雨。
- 下午会阴天。

▶ Language in Use

1 Look at the pictures. Write the correct words.

Time for summer holidays!
What are the students going to do?

1 go a _____ 2 I _____ English

3 go on a t _____ 4 swim in the s _____

5 go to a summer c _____ 6 go to the m _____

2 Complete the dialogue. Use the correct form of the words.

A: Where 1 _____ (be) you going this summer?

B: I'm 2 _____ (go) to Singapore.

A: What are you going to 3 _____ (do) there?

B: I'm going to 4 _____ (visit) the zoo.

A: Are you 5 _____ (go) to go swimming?

B: No, I 6 _____ (be) not. I can't swim.

A: 7 _____ (be) your brother going to Singapore with you?

B: No, he isn't. I'm going to 8 _____ (send) him lots of postcards.

▶ Skills Practice

3 Read the email. Circle *T* for True or *F* for False.

To: Gary

Subject: Hello from Paris

Hi, Gary,

I'm in Paris with my parents. It's 11:45 and I'm writing this at a restaurant. Dad and I are going to eat soon. Mum is shopping now.

It's rainy and cloudy today. This afternoon, Dad and I are going to an art museum.

Tomorrow, it'll be sunny and hot. We're all going to visit a famous garden. I'm going to take a lot of photos.

You're going to the beach next week. Have fun! I'll see you at home in two weeks!

Sue

1 Sue's dad is going to visit a museum this afternoon. T F

2 Sue is going to go to the beach next week. T F

3 Sue is going to take an umbrella tomorrow. T F

4 Sue's mum is going to eat lunch with them today. T F


5 Tomorrow, Sue is going to take her camera with her. T F

6 Gary is going to visit Sue in Paris soon. T F

Language in Use

1 Bill's grandpa is thinking about his hometown's past and present. Describe the town. Use these words:

big cheap clean dirty expensive short small tall



2 Complete the dialogues. Use these words:

either too was (×3) wasn't
were (×2) weren't is

- A: _____ there many shops in this town 20 years ago?
B: Yes, there _____ many small shops.
- A: _____ there a forest near the town?
B: No, there _____. There _____ any trees.
- A: What _____ the river like?
B: It _____ dirty in the past. Now it _____ clean!
- A: There weren't any taxis.
B: There weren't any buses, _____.
- A: There are some shopping centres.
B: There are some tall buildings, _____.

Skills Practice

3 Listen and look at Exercise 1. Circle *T* for True or *F* for False.

- | | | | |
|-----|---|-----|---|
| 1 T | F | 2 T | F |
| 3 T | F | 4 T | F |

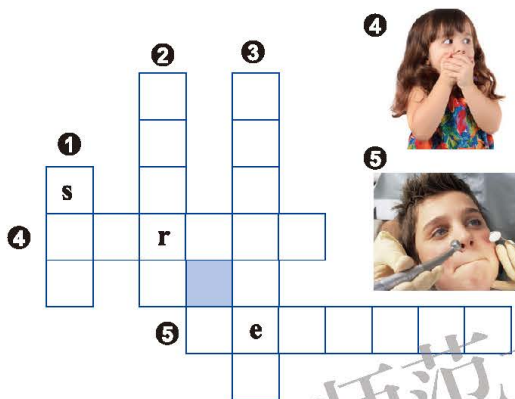
Translation

4 Translate the sentences into English.

- 时光飞逝，这事就像发生在昨天。
- 二十年前的交通是什么样的？
- 这个小镇以前没有高楼大厦。
- 我住得离购物中心很远。
- 我的邻居们很友善。
- 昨天的交通怎么样？

Language in Use

1 Look and describe the feelings. Do the puzzle.



2 Complete the story. Use the correct form of the verbs.

Last summer, I 1 _____ (be) nervous about my first day at the sports camp. I arrived at the camp early. It 2 _____ (start) at 9 o'clock and I was there at 8:15. Another girl 3 _____ (be) there, too. She 4 _____ (look) excited and she 5 _____ (smile) at me. She 6 _____ (walk) over to me and 7 _____ (ask) me to play basketball with her. I 8 _____ (stop) feeling afraid. Soon other kids 9 _____ (arrive) and they 10 _____ (practise) with us, too. Some of the little kids 11 _____ (look) afraid, so I 12 _____ (try) to help them.

Skills Practice

3 Read the stories. How did each person feel? Use these words:

angry, excited, nervous, sad

1 I remember my 8th birthday. My grandparents arrived at our home with a big box. I opened the box and looked inside. It was a bicycle. Wow! I was _____.

2 I was ten years old and my teacher asked me to play the piano for a school concert. I practised a lot! Before the concert, I looked at all the people in the room. I wanted to leave. I was so _____.

3 I remember my first day at school. My mum introduced me to my teacher. Then she walked away. I cried and cried. I wanted to go with my mum. I was _____.

4 I was ten years old and I liked to play basketball. I always practised at the park with my friends. One day, some big kids started to play there. They didn't want to play with us. That wasn't nice. I was _____.

Translation

4 Translate the sentences into English.

- 1 上学的第一天，我很兴奋。
- 2 昨天，老师和我谈了话。
- 3 昨天，李华介绍我认识了汤姆。
- 4 他今天上午一句话都没有说。
- 5 上星期，学生们很安静。
- 6 我们考试前很紧张。

Language in Use

1 Look at the pictures. Write the correct words to complete the actions.



A g_____ to the zoo



B b_____ some juice



C f_____ my umbrella



D m_____ a cake



E h_____ a party



F g_____ me a phone

2 Complete the dialogue. Use the correct form of the verbs.

A: Last summer, I 1 _____ (visit) my aunt in Singapore with my family. We 2 _____ (live) in her house.

B: Did you have fun?

A: Yes! We 3 _____ (have) a great time!

B: What 4 _____ (do) you do there?

A: Well, we 5 _____ (see) many interesting things. We 6 _____ (go) to the bird park one day. There 7 _____ (be) lots of birds. We also 8 _____ (go) to some shopping centres. We all 9 _____ (buy) some new clothes. In the evening, I 10 _____ (read) books with my aunt!

Skills Practice

3 Listen and look at Exercise 1. Write the correct letters.

- 1 _____
- 2 _____
- 3 _____
- 4 _____

Translation

4 Translate the sentences into English.

- 1 他给我们讲了他初中时候的生活。
- 2 他经常忘做家庭作业，考试也考得不好。
- 3 我给她讲过这个故事，但她不记得了。
- 4 我又有麻烦了。
- 5 老师和学生应该互相尊重。
- 6 昨天他向我敞开心扉，跟我谈了很久。

Language in Use

1 Look at the pictures and write the correct words.



1



2



3



4



5



6



7



8

2 Choose the correct words.

A: What is / are your favourite animals?

B: I like rabbits. It's / They're cute. I like monkeys, too.

A: Why?

B: Because / But they're clever.

What animals do you like / likes?

A: I like an elephant / elephants.

B: What / Why do you like them?

A: Because I think they're help / helpful.

They are / can carry things.

B: Yes, but they're also danger / dangerous!

A: I see elephants at a zoo / farm. I don't keep them at home!

B: OK. What are your favourite pets?

A: I like dogs. They're use / useful. They can keep our homes safe / safety.

Skills Practice

3 Listen to the descriptions. Circle the correct animals.

- | | | | |
|---|--------|-----------|---------|
| 1 | pandas | chickens | rabbits |
| 2 | lions | elephants | hens |
| 3 | ducks | sheep | snakes |
| 4 | mice | cows | pigs |

Translation

4 Translate the sentences into English.

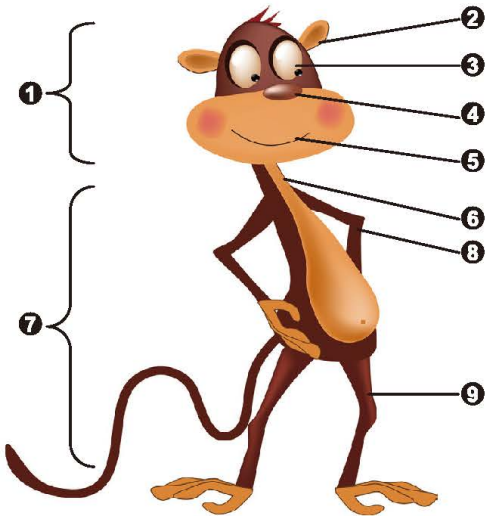
- 你为什么喜欢熊猫?
- 我最喜欢的动物是企鹅。
- 他认为猴子很有趣。
- 老虎是危险的。
- 你为什么认为牛有用呢?
- 狗可以帮助盲人。

Unit 6 The Animal Kingdom

Lesson 17

Language in Use

1 Write parts of the body.



- 1 h _____ 2 _____
 3 _____ 4 _____
 5 _____ 6 _____
 7 b _____ 8 _____
 9 _____

2 Complete the sentences. Use these words:

and but or so

- You can have a cat _____ a dog. Choose one!
- Lions can run fast _____ they can't run far.
- Monkeys are funny _____ they're clever, too.
- Zebras can see very well _____ they can hear very well.
- Elephants are big, _____ they need to eat a lot of plants every day.
- Giraffes look kind _____ they can be dangerous.

Skills Practice

3 Read and choose the correct animal.

giraffe, panda, penguin, snake, tiger

1 It's long and thin. It has no arms or legs. It has a small head. It's a _____.

2 It has a long neck and a big body. It has long legs and it can look above the trees. It's a _____.

3 It has strong legs. It can run fast. It eats meat. It's dangerous, so we don't keep it at home! It's a _____.

4 It's black and white. It has short arms and short legs. It likes bamboo. It's a _____.

5 It has a short neck, a small head and a big body. It can swim in the water and walk on the land. It's a _____.

Translation

4 Translate the sentences into English.

- 企鹅头小身子大，短脖子、短腿，很有意思。
- 老虎有强壮的腿，所以它们能跑得快。
- 这只小鸟的背是绿色的，胸部是白色的。
- 他不会唱歌，也不会跳舞。
- 企鹅很胖，但它们能游得很快。

Language in Use

1 Describe the animals. Write the correct adjectives.



1 s _____



2 f _____



3 h _____



4 s _____



5 d _____



6 s _____



7 c _____



8 f _____

Skills Practice

2 Circle the correct words.

1 A: I draw very **slow** / **slowly**.

B: That's OK. I'm **slow** / **slowly**, too.

2 A: Wow! That lion makes a **loud** / **loudly** noise.

B: Shh! You speak too **loud** / **loudly**.

3 A: Where are the elephants?

B: It's **easy** / **easily** to see them. See?

You can **easy** / **easily** take a picture of them.

4 A: Listen! The birds are singing **happy** / **happily**.

B: Yes! I think they're **happy** / **happily** in the tree.

5 A: The monkeys are really **quick** / **quickly**!

B: Yes! They always move **quick** / **quickly** when they see bananas!

3 Listen to the descriptions. Write the correct answer, A, B, C or D.

1 _____

A a cat

2 _____

B a lion

3 _____

C a bird

4 _____

D an elephant

Translation

4 Translate the sentences into English.

1 这只长颈鹿正在慢慢地吃树叶。

2 斑马在非洲自由地生活。

3 我用了很长时间才找到我的猫。

4 去年这只小狗变得强壮起来。

5 最终，这只熊猫认出了它的妈妈。

Grammar Summary

1 Adverbs of Frequency 频度副词

频度副词是表示频繁程度的副词，可以回答 *How often ...?* 提出的问题。常用的频度副词有：*always, usually, often, sometimes, seldom, never*（按频度从高至低排列）。

例如：

Usually / Sometimes, I wear black, grey or brown.

Grandma tells me about her childhood **usually / sometimes**.

I **always / usually / sometimes / often / seldom / never** read books after 7 pm.

2 The Present Simple 一般现在时

Uses 用法

一般现在时表示：

- 经常发生或反复发生的动作。例如：
He **usually takes a walk** after supper.
- 现在的情况或状态。例如：
My father **works in a bank**.
- 客观事实或普遍真理。例如：
The sun **rises in the east**.

Form 形式

1 当主语为第一人称、第二人称或者第三人称复数时，一般现在时的谓语动词用原形；当主语为第三人称单数时，动词需要使用第三人称单数形式。动词第三人称单数变化规则如下：

- 一般情况下直接加 *-s*。例如：
work – **works** drive – **drives**
play – **plays** run – **runs**
- 以 *o, s, x, ch, sh* 结尾的动词后加 *-es*。
例如：
do – **does** miss – **misses**
catch – **catches** push – **pushes**

- 以“辅音字母 + *y*”结尾的动词，先变 *y* 为 *i*，再加 *-es*。例如：

cry – **cries** fly – **flies**

hurry – **hurries** study – **studies**

- 一般现在时的否定句和疑问句用 *do / does* 和 *do not / does not* 加动词原形表示。例如：

I do not (don't) have a car.

Does he wear a hat?

What do they want to do?

- 2 动词 *be* 的一般现在时因不同人称而使用 *am, is, are* 三种形式。

一般现在时及其时间状语

一般现在时常与下列时间状语连用：

- 频度副词 *always, usually, often, seldom, sometimes, never* 等。例如：
He **often plays tennis** after school.
- Once, twice, three times... a day / week / month / year, every day / week / month / year / morning / afternoon / evening / night..., on Mondays / Wednesdays..., at weekends* 等短语。这类副词和副词短语通常位于句首或句尾。例如：
They play football **twice a week**.

3 The Present Continuous 现在进行时

Uses 用法

现在进行时表示：

- 现在正在进行的动作。例如：
They **are listening** to the music.
Why **are you sitting** at my desk?
- 现阶段正在进行的动作。例如：
— What **is your daughter doing** these days?
— She **is learning** to drive.
- 表示按计划、安排将要发生的动作。
例如：

He **is coming** to see you tomorrow.

- 表示经常性的动作。通常与 *always* 等副词连用，表达某种情感色彩。例如：
She **is always helping** others. (表示赞扬)

Form 形式

1 现在进行时由助动词 *am, is, are* 加动词的现在分词构成。

- 肯定句：

I'm (**am**) **walking** on the road.

We / You / They're (**are**) **walking** on the road.

He / She / It's (**is**) **walking** on the road.

- 否定句：

I'm **not (am not)** **walking** on the road.

We / You / They **are not (aren't)** **walking** on the road.

He / She / It **is not (isn't)** **walking** on the road.

- 一般疑问句：

Are you / they walking on the road?

Is he / she / it walking on the road?

Yes, I **am**.

Yes, we / they **are**.

Yes, he / she / it **is**.

No, I **am not**.

No, we / they **are not**.

No, he / she / it **is not**.

- 特殊疑问句：

Where **are you / they walking**?

Where **is he / she / it walking**?

2 动词现在分词的变化规则。

- 一般动词在词后直接加 *-ing*。例如：

go – **going** study – **studying**

- 以不发音的字母 *e* 结尾的动词：去掉 *e* 再加 *-ing*。例如：

live – **living** move – **moving**

- 以“元音字母+一个辅音字母”结尾，该音节又重读的动词：双写末尾辅音字母，再加 *-ing*。例如：

sit – **sitting** begin – **beginning**

现在进行时及其时间状语

常与现在进行时连用的时间状语有：*now, at present, at the moment* 等。例如：

I'm playing with my cousin **now**.

4 Countable and Uncountable Nouns 可数名词和不可数名词

英语中，名词分为可数名词和不可数名词。

1 可数名词指可用数目计数的名词。

- 可数名词一般有单数和复数两种形式。可数名词作单数使用时，前面可以加冠词 *a* 或 *an*。例如：

a watch – watches a house – houses

- 可数名词可以用数词修饰。例如：

one room three apples

- 就可数名词的数量进行提问时，一般用 *How many ...?* 例如：

— **How many classrooms** are there in your school?

— There are 32.

2 不可数名词指不可用数目计数的名词。

- 不可数名词一般只有一种形式。例如：
news music fun work
- 不可数名词不可以用 *a, an, another* 等限定词。
- 不可数名词可以用表示数量的短语修饰。例如：

a piece of work a glass of milk

- 就不可数名词的量进行提问时，一般用 *How much ...?* 例如：

— **How much water** do you have?

— Just a bottle.

5 The Future Simple 一般将来时

Uses 用法

一般将来时表示将要发生的事，或将来某一段时间内经常进行的动作或状态。

Form 形式

一般将来时由助动词 *shall / will* + 动词原形，或 *be going to* + 动词原形构成。

1 *will, shall*

• 肯定句

各种人称后都可以用 *will* + 动词原形构成将来时。*will* 本身没有人称和数的变化，可以缩写为 “*ll*”。例如：

I'm sure he'll (*will*) become a good doctor.

• 否定句

直接在 *will* 后加 *not*。例如：

It won't (*will not*) be long before the rain stops.

• 疑问句

根据需要，将 *will* 提前，改变句子的语序。例如：

—Will you come tomorrow?

—Yes, I will. / No, I won't.

Who will come to our class tomorrow morning?

• *shall* 用于第一人称后，常用于疑问句，表示征求对方的意见。例如：

Shall I turn on the light?

Shall we take a taxi?

2 *be going to*

be going to 主要表达：

• 准备、打算做某事。例如：

I'm going to clean my bedroom tonight.

Where are you going to put the new TV?

• 依据现在的情况或迹象，预计要发生

的事。例如：

It is going to rain this afternoon.

My aunt is going to have a baby.

be going to 的否定形式是在 *be* 动词后加 *not*，疑问形式是将 *be* 动词提前。例如：

I'm not going to throw it away.

—Are you going to visit your grandma this weekend?

—Yes, I am. / No, I'm not.

What are you going to do tomorrow?

3 表示按计划、安排要发生的动作时，可以用进行时表将来。例如：

He's coming to see you tomorrow.

We're meeting Peter tonight.

一般将来时及其时间状语

一般将来时常与表示将来的时间状语连用，如 *tomorrow*, *tomorrow morning*, *the day after tomorrow*, *next week / month / year*, *from now on*, *in the future* 等。例如：

He will come to see you the day after tomorrow.

6 The Past Simple 一般过去时

Uses 用法

一般过去时表示：

• 在过去时间完成的动作。例如：

She suddenly fell ill yesterday.

Jim called me last night.

• 过去习惯性的动作或反复、持续发生的状态。例如：

He was very busy when I saw him.

There was a small park near my home.

Form 形式

1 动词过去式

• *be* 动词的过去式为 *was* (第一、第三人称单数) 和 *were* (其他人称)。例如：

There **were** 445 students in my primary school.

I **was** not at home that day.

• 规则动词过去式

1) 一般动词在词后直接加 *-ed*。例如:

play – played work – worked

2) 以不发音的字母 *e* 结尾的动词: 直接加 *-d*。例如:

love – loved smile – smiled

3) 以“辅音字母+y”结尾的动词: 变 *y* 为 *i*, 再加 *-ed*。例如:

worry – worried carry – carried

4) 以“元音字母+一个辅音字母”结尾, 该音节又重读的动词: 双写末尾辅音字母, 再加 *-ed*。例如:

plan – planned fit – fitted

• 不规则动词过去式

见第136~137页 Irregular Verbs (不规则动词表)。

2 一般过去时的句子结构

一般过去时的肯定句由主语+动词过去式构成。一般过去时的否定句和疑问句用 *did / did not* 加动词原形表示。例如:

It **rained** yesterday.

Did you watch the football game last night?

Yes, I **did**. / No, I **didn't**.

Where **did** you spend your summer holiday?

一般过去时及其时间状语

一般过去时常与表示过去的时间状语连用, 如 *yesterday, the day before yesterday, last week, in 1993, at that time, during the war, a few days ago* 等。例如:

I worked in the bank **four years ago**.

7 Simple Sentences & Compound Sentences 简单句和并列复合句

1 简单句

只包含一个主谓结构的句子称为简单句。

例如:

Mary studies hard.

My sister went to the party and enjoyed herself.

I didn't see or hear anything.

2 并列复合句

由两个或更多独立的主谓结构或简单句并列在一起的句子称为并列复合句。分句与分句之间通常用连词连接。常用的连词有: *and, but, or, so, for* 等。例如:

Beijing is a beautiful city **and** it's big.

He failed many times, **but** he never gave up.

Take an umbrella with you, **or** you'll get wet.

We must start early, **for** we have a long way to go.

It's raining outside, **so** I will take an umbrella.

8 Adverbs of Manners 方式副词

• 方式副词是用以说明行为方式的副词。例如:

He sat there **silently**.

She laughed **happily**.

• 方式副词的位置比较灵活, 但一般不能位于宾语前。例如:

Slowly he put up his hand.

He **slowly** put up his hand.

He put up his hand **slowly**.

Notes to the Texts

Unit 1 Daily Life

Lesson 2

1. It is boring, but we have to do it. (收拾房间)挺无聊的,但是我们不得不做。have to do 不得不做……, 必须做……。

如:

I have to get up early every day. 我每天都得早起。

We have to drive on the right in China. 在中国, 必须靠右侧行驶。

2. At 6:00, training starts with team exercise. 六点钟, 训练以小组练习开始。

start with 以……开始。如:

Our English class often starts with an English song. 我们的英语课经常以一首英文歌开始。

3. We must try our best to keep everyone safe. 我们必须尽最大努力, 确保所有人安全。

(1) try one's best 尽某人最大的努力。

如:

I must try my best to help him. 我必须尽最大努力帮助他。

(2) keep+名词+形容词, 意为“使……保持某种状态”。如:

We must keep our classroom clean. 我们必须保持教室清洁。

This coat keeps me warm. 这件外套使我暖和。

Lesson 3

1. I think walking in a storm is dangerous, and going online is not. 我认为在暴风雨中行走危险, 而上网不危险。

(1) 当我们想把某个动作用作主语

时, 可以使用动词的-ing形式。在这个句子中, walking in a storm 及 going online 中的 walking 和 going 是句子的主语。

(2) go online 上网。此处 online 用作副词, 意为“(计算机)联机地, 在线地”。online 还可以用作形容词, 意为“在线的, 联网的”。如:

an online printer 联网打印机

2. Also, don't take a shower or bath.

也不要淋浴或泡澡。

此处, take 意为“做”。take a shower 意为“淋浴”; take a bath 意为“泡澡”。

又如:

take a walk 散步 take a look 看看

take a rest 休息一下 take a trip 旅行

3. Stay away from the windows and stay away from the TV. 远离窗户和电视。

stay away from 与……保持距离, 离开……。如:

Children should stay away from dangerous things. 孩子们应该远离危险物品。

Communication Workshop

I get to school at 7:50. 我7:50到校。

get to 到达。如:

We got to the station at 8 o'clock. 我们八点钟到达车站。

Mum gets home at 6:30 every day. 妈妈每天六点半到家。

在这个句子里, home 用作副词, 所以没有 to。

Unit 2 On the Weekend

Lesson 4

1. She is talking on the phone now. 她

正在打电话。

talk on the phone 打电话。如：

Linda loves talking on the phone. 琳达喜欢煲电话粥。

2. He is looking out of the window. 他正往窗外看。

此处，look out 意为“往外看”。look out 还有“小心，注意”的意思。如：

Look out! There's a car coming. 小心！有车开过来。

Lesson 5

1. instant message 即时消息

通常指用网络即时通讯工具（如QQ、MSN等）收发的信息。

2. She's doing her hair, so I can use her computer for a while. 她正在做头发，所以可以用一会儿她的电脑。

（1）do one's hair 做头发。与hair相关的其他搭配还有：

brush one's hair 梳头发

wash one's hair 洗头发

colour one's hair 染头发

（2）for a while 一会儿。如：

Let's sit down and take a rest for a while. 咱们坐下歇会儿吧。

3. Oh, wait a minute. 啊，等一下。
a minute 片刻。

4. The game's over. 比赛结束了。
此处，over用作副词，意为“终了，结束”。如：

Class is over. 下课。

Lesson 6

1. Not really. 不太（认识）。

Not really. 并不完全……。

此处，really用作感叹词，在会话中表示附和、感兴趣、怀疑、惊讶或轻度的不快。如：

— I hear Ann likes horror films. 听说安喜欢恐怖电影。

— Oh, really? 啊？真的啊！

2. Sorry, I'm not sure. 抱歉，我不太清楚。
I'm not sure. 我不确定。

3. Do you know the way to ...? 你知道去……怎么走吗？

Can you tell us the way to ...? 你能告诉我们去……的路吗？

以上两句都是问路用语。如：

Do you know the way to the police station? 你知道去派出所怎么走吗？

Can you tell me the way to the hotel? 你能告诉我去宾馆怎么走吗？

此外，问路时还可以说：

Can you tell me how I can get to ...? 你能告诉我怎么才能到……吗？如：

Can you tell me how I can get to the cinema? 你能告诉我怎样去电影院吗？

Communication Workshop

The History Museum is on the corner of Moon Street and First Street. 历史博物馆在Moon大街和First大街的拐角处。

on the corner of 在……的拐角处。如：

There is a flower shop on the corner of the street. 街角有一家花店。

Unit 3 Food and Drink

Lesson 7

1. —Excuse me. How much are the tomatoes? 劳驾，西红柿怎么卖？

—They're seven yuan sixty a kilo.

How many do you want? 七块六一公斤。你想要多少？

（1）how much 多少。用来询问价格、数量，修饰不可数名词。如：

How much is the beef? 牛肉怎么卖?
How much meat do you need? 你需要多少肉?

(2) how many 多少。用来询问数量，修饰可数名词复数。如：

How many bananas do you want? 你想要多少香蕉?

How many students are there in your class? 你们班有多少学生?

2. I'll take six. 我要买六个。

此处，take 意为“买”。如：

I'll take these shoes. 我要买这双鞋。

3. Here's your change. 这是找你的零钱。

change 用作名词，意为“零钱，找零”。如：

You may keep the change. 不用找钱了。

Lesson 8

1. How about some salad? 来些沙拉怎么样?

How about...? 意为“……怎么样?”，用来提出建议或请求。也可以说：

What about...? 如：

What about another cake? 再吃块蛋糕怎么样?

How about going out for a walk? 出去散步散步好吗?

2. Would you like a drink? 你要不要喝点什么?

(1) 这是餐馆的服务员征求顾客意见的用语。如果顾客需要，就说：“Yes, please.”；如果不需要，就说：“No, thanks.”。

(2) would like 想要……。它的缩写形式是'd like。如：

I'd like an egg. 我想吃个鸡蛋。

Would you like some tea? 你要喝点茶吗?

Lesson 9

1. That's food for thought. 那是引人深思的。

food for thought 引人深思的想法。如：
There is much food for thought in this book. 这本书里有许多令人深思的内容。

2. Host: Is there a secret? 主持人：有什么奥秘吗?

Dr Hill: Kind of. 希尔医生：有几分。
kind of 为口语表达方式，意为“多少有点，有几分”。如：

I feel kind of hot. 我觉得有点儿热。

Communication Workshop

1. Are your snacks usually fruit or junk food? 你的零食通常是水果还是垃圾食品?

junk food 垃圾食品。指不健康的、营养价值低的食物。

2. A lot of students have more than two drinks with sugar. 许多学生（每天）喝两杯以上的含糖饮料。

more than ……以上，超过……。如：
There are more than 1000 students in that school. 那所学校有一千多名学生。

Unit 4 Seasons and Weather

Lesson 10

1. It gets warm in April. 四月份天气转暖。
get warm 是“变暖”的意思。get 与形容词连用，意为“变得”。如：

It's getting dark outside. 屋外天色变暗了。

Don't get upset. 别难过。

2. It's usually windy in spring, so you can see lots of people flying kites in Tian'anmen Square. 春天通常有风。因此，在天安门广场，你能看到很多人

放风筝。

see sb doing 看见某人正在做……。如：

You can see those children playing on the playground every afternoon. 每天下午，你都能看见那些孩子在操场上玩儿。

注意：see sb do 表示看到某人做某事的全过程；而 see sb doing 侧重动作进行的状态。如：

I saw him cross the road. 我看见他过了马路。

I saw him crossing the road. 我看见他正在过马路。

3. But remember to go early in the morning or late in the afternoon. 但是要记得清早或傍晚去。

remember to do 记得做……。如：

Remember to bring the gift. 记得带礼物来。

注意：remember doing 表示记得过去曾经做过某事；而 remember to do 表示不要忘记要做的事。如：

I remember closing the window. 我记得关上窗户了。（现在还能回想起这件事。）

I remembered to close the window. 我没忘记关窗户。

4. Is autumn as good as many people think? 秋天和人们想的一样好吗？

as ... as 像……一样。如：

He is as tall as his father. 他和他爸爸一样高。

This film is as good as I think. 这部电影和我想象的一样好。

5. Make sure you wear trainers or comfortable shoes. 务必穿运动鞋或舒适的鞋子。

make sure 意为“确保，务必”。如：

Make sure you pick me up at six o'clock.

你一定要在六点钟开车来接我。

Make sure you come back before three

o'clock. 你要确保在三点以前回来。

Lesson 12

1. It's Tim's first time in China. 这是蒂姆第一次来中国。

此处，time 用作可数名词，意为“次，度”。如：

How many times does he come a week?

他一个星期来几次？

2. My dad says he's going to take lots of photos of the Terracotta Warriors. 我爸爸说打算拍很多兵马俑的照片。

take a photo / take photos 照相，拍照；

take a photo of / take photos of 给……拍照。如：

Please take a photo of us together. 请帮我们拍一张合影。

3. It's famous for its beautiful mountains and clear lakes. 它（九寨沟）以秀美的山峰、清澈的湖水而闻名。

be famous for 以……而闻名。如：

France is famous for fine food and wine.

法国以美食和美酒闻名。

That town is famous for its beautiful park.

那个城镇以漂亮的公园而出名。

Communication Workshop

You can get away from the cold. 你可以避寒。

get away from 远离，摆脱，避免。如：

He wants to get away from the heavy work.

他想从沉重的工作中解脱出来。

Unit 5 Now and Then

Lesson 13

1. Back then, our house was small, but we were close to our neighbours. 那

时候，我们的房子小，但是和邻居很亲近。

此处，close 有“亲密的，接近的”的含义。be close to 接近，靠近。如：

Our house is close to the bus stop. 我们家紧邻公共汽车站。

2. We were friendly to each other, just like a big family. 我们相互很友好，就像一大家子人一样。

be friendly to 对……友好，对……友善。如：

Mr Wang is friendly to all of us. 王先生对我们所有人都很友好。

3. Now we live in large flats, but we are far away from each other. 我们现在住在大的单元房里，但是我们彼此很疏远。

(1) flat 单元房，公寓。flat 是英式英语，美式英语为 apartment。

(2) 本句中，far away from 有“疏远”的含义。far away from 还有“远离；离……远”的意思。如：

The airport is far away from here. 机场离这儿很远。

4. But it's easy to travel around the town, right? 但是在城里走走挺方便的，是吧？

It's easy for sb to do (某人)做……是简单的、容易的。如：

It's easy for him to pass the test. 对他来说，通过测试挺简单的。

It's not easy for me to learn French. 对我来说，学法语并不容易。

It's +形容词+ for sb to do sth 对某人而言，做某事是……。如：

It's important for us to learn English well. 对我们来说，学好英语很重要。

It's impossible for me to leave my family. 我是不可能离开家的。

5. Oh, time flies. 哦，时间过得真快。

Lesson 14

He stopped crying and was with Lisa, his first school friend. 他不哭了，和他在学校的第一个朋友——丽莎在一起。

此处，stop crying 是“不再哭”的意思。

注意：stop doing 表示“停下正在做的事情”；stop to do 表示“停下来，去做另外一件事”。如：

Mr Brown stopped smoking. 布朗先生不再吸烟了。

Mr Brown stopped to smoke. 布朗先生停下来，去吸烟。

Lesson 15

1. Did you start writing at junior high school? 你是从初中开始写作的吗？

After that, I started to like Chinese and began my writing. 从那以后，我开始喜欢语文，并开始写作。

start doing 和 start to do 都表示“开始做”。也可以用 begin doing 或 begin to do。如：

She began / started to cry. = She began / started crying. 她开始哭起来。

2. "I'm in trouble again," I thought.

“我又有麻烦了”，我想。

be in trouble 意为“有了问题(麻烦)”。此外，be in trouble 还有“处于困境(苦难)中”的含义。如：

She is in great trouble now, and she needs our help. 她目前遇到很大的困难，需要我们的帮助。

3. She brought me a chair and asked me to sit in front of her. 她给我拉过一把椅子，让我坐在她的面前。

ask sb to do 要求某人做……；让某人做……；请某人做……。如：

She asked me to help her. 她请求我帮助她。

Let's ask them to have dinner with us. 咱们邀请他们共进晚餐吧。

Unit 6 The Animal Kingdom

Lesson 16

They help scientists make medicines.

它们帮助科学家制药。

help sb (to) do 帮助某人做……。help 后可以省略 to。如：

Lisa often helps her mum (to) do some housework. 丽莎经常帮她妈妈做些家务。

Lesson 17

When they sleep, they sit on the ground and rest their heads on their backs.

睡觉的时候，它们坐在地上，头靠在背上。

此处，rest 用作动词，意为“支撑，倚靠，托”。如：

Rest your head on my shoulder. 把你的头靠在我的肩膀上吧。

rest 用作动词和名词，表示“休息”的意思。如：

Let's stop and rest. 咱们停下来，歇一歇吧。

I need to get some rest. 我需要休息一会儿。

Lesson 18

1. Clearly, he could not live with John and Anthony any more, so they took him to Africa.

显然，它不能再与约翰和安东尼一起生活了。因此，他们把它带到了非洲。

(1) not ... any more 再也不……，不能再……。如：

Alice doesn't live here any more. 爱丽丝不再住这里了。

(2) take sb to 把某人带去……。如：

Mr Li took us to the Bird's Nest. 李先生带我们去了“鸟巢”。

2. He still recognised them and ran over, but he was so big and he knocked them down easily. 它仍然记得他们。它跑了过来。但是它个头太大了，一下子就撞倒了。

此处，knock down 意为“把……撞倒，把……击倒”，这个短语可以分开使用。

如：

He knocked his opponent down. 他把对手打倒了。

Communication Workshop

1. They were tired and slept all the time.

它们累了，一直在睡觉。

all the time 一直，始终。如：

Ann kept crying all the time. 安一直在哭。

2. My cousin and I each ate a sandwich.

我和我表姐每人吃了一个三明治。

each 用作代词，意为“各个，各自”。

each 用于表示两个或两个以上人、物。

如：

They each want to do something different.

他们每人都希望做不同的事情。

Tapescripts

Unit 1

Lesson 1 Exercise 2

- Man:** Hi, Steve. We're doing a survey on students' after-school activities. Can you help us and answer some questions?
- Steve:** Sure.
- Man:** OK. Do you often play sports after school?
- Steve:** Yes. I play basketball on Monday and Thursday. I play volleyball on Tuesday and football on Friday.
- Man:** What about Wednesday?
- Steve:** Oh, I don't play sports on Wednesday. I go to Drum Club.
- Man:** OK. And how often do you do homework with friends?
- Steve:** I never do homework with my friends. I like to study alone.
- Man:** I see. OK, now evening activities. Do you often read in the evening?
- Steve:** Well, I want to, but I seldom have the time. I have a lot of homework.
- Man:** What about TV? Do you watch TV often in the evening?
- Steve:** Well, I always watch the evening news at 7 o'clock. Sometimes I finish my homework early so I can watch a football match on TV.

Unit 2

Lesson 6 Exercise 3

- Lucy:** Let's go to the Science Museum. Do you know the way? It's not on this map.

- Alex:** Not really.
- Lucy:** OK, let's ask. Excuse me. Do you know the way to the Science Museum?
- Man:** Sorry, I'm not sure.
- Lucy:** OK, thanks.
- Alex:** Excuse me. Can you tell us the way to the Science Museum?
- Woman:** Sure. Walk down this road. Then cross the road.
- Lucy:** You mean cross Green Grass Road?
- Woman:** Yes, cross Green Grass Road. Then turn right. Walk to the corner and turn left down Flower Street.
- Lucy:** Flower Street?
- Woman:** Yeah. Look, it's here. Go down the street and the Science Museum is on the left, beside the bank.
- Alex:** The bank on the corner?
- Woman:** Yes, you can't miss it. It's opposite the post office.
- Lucy:** Thanks very much.
- Woman:** You're welcome.

Unit 3

Lesson 7 Exercise 2

- 1
- Customer:** Excuse me. How much are the tomatoes?
- Saleswoman:** They're 7 yuan 60 a kilo. How many do you want?
- Customer:** I'll take six.
- Saleswoman:** OK. Let's see. That's 8 yuan 74.
- Customer:** I have a fifty yuan bill. Do

you have change?

Saleswoman: Yes, I do.

2

Customer: How much is the beef?

Salesman: It's 2 dollars and 99 cents a pound.

Customer: OK. Can I have three pounds, please? Here's twenty dollars.

Salesman: Thank you. Here's your change.

3

Customer: These apples look nice. How much are they?

Saleswoman: They're 1 pound 20 a kilo. How many kilos do you want?

Customer: Can I have two and a half kilos please?

Saleswoman: Sure.

Unit 4

Lesson 11 Exercise 2

And now, time for the weather. It'll be very cold tomorrow in New York. There'll be some snow and strong wind. It'll be snowy and windy, so it won't be a good day to go sightseeing. In Sydney, Australia, it'll be hot and sunny in the morning, but it'll turn cloudy in the afternoon, so go to the beach early! It'll also be cloudy in Shanghai tomorrow during the day with heavy rain at night. It'll be rainy over the weekend, too. This is bad news for tourists in Shanghai, but visitors to London will be happy. The

rainy weather there will soon be over. Tomorrow, you'll see lots of sun and it'll be sunny and warm all week.

Unit 5

Lesson 15 Exercise 2 & 3

Narrator: At Yuwen Middle School's 60th anniversary, Chen Cheng, the famous young writer, was back after 17 years. He talked about his junior high school life for the first time.

Host: Welcome back to school. We are very proud that you are a graduate from this school. We'd like to know something about your school life. Did you start writing at junior high school?

Chen: Yes, but not from the beginning. At first, I often forgot to do my homework and didn't do well in tests... It was hard for me to pay attention at school. Everything changed after my new Chinese teacher, Mrs Tang, came.

Host: What happened then?

Chen: Well, she asked me to go to her office one afternoon. And she was not the first teacher to do this. "I'm in trouble again," I thought. She brought me a chair and asked me to sit in front of her. That afternoon, Mrs Tang

talked for a long time but I couldn't remember any of her words. It was the chair. She respected me. Then I began to open my heart and hear her words. After that, I started to like Chinese and began my writing.

Host: Did you see Mrs Tang in the school today?

Chen: Yes. I was glad to see her again. I told her the story, but she couldn't remember it. Anyway, I will never forget it.

Unit 6

Lesson 16 Exercise 2

Lily: Amy, what animal do you want to write about?

Amy: I want to write about rabbits.

Lily: Why?

Amy: Because they're cute. I like them a lot. What about you, Lily?

Lily: My favourite animals are dogs. I think they're helpful. They can keep our homes safe. They can also help blind people. How about you, Jerry?

Jerry: I'm not sure. Maybe sheep? No ... Oh, I know. Snakes! They're my favourite animals.

Lily: Snakes? They're dangerous!

Jerry: Well, some are dangerous but some aren't. I think they're interesting. They have small mouths, but they can eat big animals. Am I right, Sara?

Sara: Well, you have a point.

Jerry: Thanks, Sara. So do you want to write about snakes, too?

Sara: Not really. I want to write about mice.

Jerry: Mice? Why? They're ugly!

Sara: But they're useful. They help scientists make medicines.

Picture Dictionary

Routines



brush your teeth



do exercises



do the housework



empty the rubbish bins



get up



go shopping



go to bed




have lunch / dinner



make your bed



play cards



study for tests



take a shower



tidy your room



wash the dishes



wash your clothes



watch TV

Feelings



bored



excited



happy



hungry



nervous



relaxed



scared



sick



tired



unhappy



worried

Places



bank



car park



church



cinema



hospital



hotel



library



museum



park



police station



post office



shop



shopping centre



sports centre



swimming pool



train station



zoo


Food and Drink



apple



banana



bread



carrot



cereal



cheese



chicken



chips



eggs



fish



hamburger



hot dog



ice cream



kiwi



lemon



melon



milk



nuts



orange



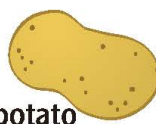
orange juice



pasta



pizza




potato



rice



salad



sandwich



steak



toast



tomato



yoghurt



bottle of (mineral) water



can of cola



carton of orange juice



packet of biscuits



packet of crisps




packet of peanuts

Clothes




Parts of the Body



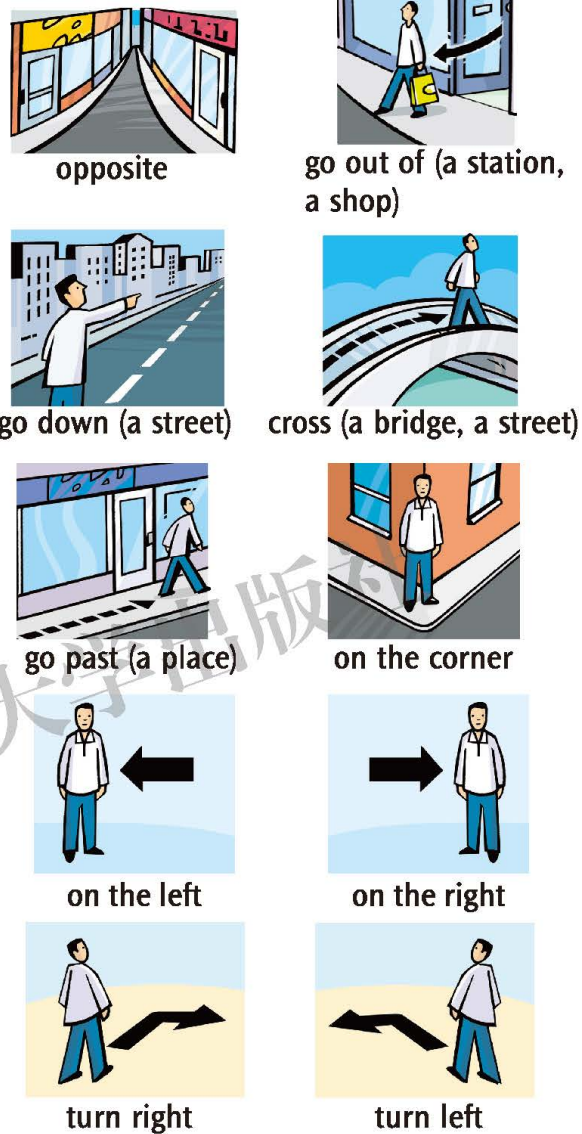
The Weather



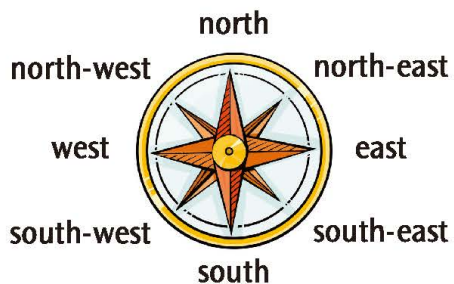
Seasons



Directions



Compass Points



Animals




bear



bird



butterfly



camel




cat



cheetah



cow



crocodile




dog



dolphin




duck



elephant




fish




fox




frog




giraffe



goat



hippo (hippopotamus)



horse



koala



lion



lizard



monkey



ostrich




panda



parrot



penguin



pig




polar bear




rabbit



rooster



seal



shark



sheep




snake



tiger



tortoise



whale



wolf

Lesson 3

safety /'seɪfti/	<i>n.</i> 安全; 平安	10
bicycle /'baɪsɪkl/	<i>n.</i> 自行车	10
walk /wɔ:k/	<i>v.</i> 走; 步行 <i>n.</i> 步行	10
storm /stɔ:m/	<i>n.</i> 暴风雨	10
travel /'trævl/	<i>v.</i> 旅行 <i>n.</i> 旅行, 旅游	10
online /'ɒnlain/	<i>adv.</i> 在线地 <i>adj.</i> 在线的, 联网的	10
during /'dʒʊərɪŋ/	<i>prep.</i> 在……期间	10
bad /bæd/	<i>adj.</i> 坏的; 不好的	10
*lightning /'laɪtnɪŋ/	<i>n.</i> 闪电	10
stay /steɪ/	<i>v.</i> 停留; 待	10
phone /fəʊn/	<i>n.</i> 电话 <i>v.</i> 打电话	10
kid /kɪd/	<i>n.</i> 小孩	10
mean /mi:n/	<i>v.</i> 意思是	10
point /pɔɪnt/	<i>n.</i> 观点; 尖端, 点 <i>v.</i> 指向	10
have a point	有道理	10
address /ə'dres/	<i>n.</i> 地址	10
smoke /sməʊk/	<i>v.</i> 吸烟; 抽烟 <i>n.</i> 烟	10
*bath /bɑ:θ/	<i>n.</i> 洗澡; 洗浴	10
away /ə'weɪ/	<i>adv.</i> 离开(某距离); 去别处	10
stay away from	离开; 不接近	10

Communication Workshop

minute /'mɪnɪt/	<i>n.</i> 分钟; 一会儿	12
need /ni:d/	<i>v.</i> 需要	12
more /mɔ:/	<i>adv.</i> 更; 更多	12
star /stɑ:/	<i>n.</i> 恒星; 星; 明星	12
dress /dres/	<i>v.</i> 穿衣服 <i>n.</i> 连衣裙	13

Unit 2

Getting Ready

violin /,vaɪə'lɪn/	<i>n.</i> 小提琴	17
--------------------	---------------	----

Lesson 4

*chore /tʃɔ:/	<i>n.</i> 家务活; 琐事	18
clean /kli:n/	<i>v.</i> 打扫 <i>adj.</i> 干净的, 洁净的	18
*dust /dʌst/	<i>v.</i> 擦去……的灰尘 <i>n.</i> 灰尘	18
feed /fi:d/	<i>v.</i> 给(人或动物)食物; 喂养; 饲养	18
*sweep /swi:p/	<i>v.</i> 扫; 清扫	18
floor /flɔ:/	<i>n.</i> 地板; 地面; 楼层	18
rubbish /'rʌbɪʃ/	<i>n.</i> 垃圾; 废弃物	18
water /'wɔ:tə/	<i>v.</i> 给……浇水 <i>n.</i> 水	18
busy /'bɪzi/	<i>adj.</i> 忙碌的	18
cup /kʌp/	<i>n.</i> 杯子; 一杯	18
anything /'eniθɪŋ/	<i>pron.</i> 任何事物; 任何东西	18
worry /'wʌri/	<i>v.</i> 担心; 担忧	18
in a minute	立即	18
ring /rɪŋ/	<i>v.</i> 响起铃声; 给……打电话 <i>n.</i> 戒指	18
knock /nɒk/	<i>v.</i> 撞; 敲 <i>n.</i> 敲击; 敲门声	18
candle /'kændl/	<i>n.</i> 蜡烛	18
wonderful /'wʌndəfl/	<i>adj.</i> 精彩的; 使人愉快的	18
dish /dɪʃ/	<i>n.</i> 碟; 盘; 餐具; 一道菜	19
nose /nəʊz/	<i>n.</i> 鼻子	19

Lesson 5

communication /kə,mju:nɪ'keɪʃn/	<i>n.</i> 交流; 交际	20
tool /tu:l/	<i>n.</i> 工具	20
*instant /'ɪnstənt/	<i>adj.</i> 立即的	20
message /'mesɪdʒ/	<i>n.</i> 信息, 消息	20
instant message	即时信息	20
text /tekst/	<i>n.</i> 文本; 文章 <i>v.</i> 发短信	20
send /send/	<i>v.</i> 发送	20
receive /rɪ'si:v/	<i>v.</i> 接到; 收到	20
while /waɪl/	<i>n.</i> 一会儿 <i>conj.</i> 在……期间	20

for a while 一会儿	20
*hey /heɪ/ <i>excl.</i> 嘿; 喂	20
slow /sləʊ/ <i>adj.</i> 缓慢的	20
just /dʒʌst/ <i>adv.</i> 只是; 正好; 刚才	20
website /'websaɪt/ <i>n.</i> 网站	20

Lesson 6

bank /bæŋk/ <i>n.</i> 银行; 河岸	22
bus stop 公共汽车站	22
museum /mju:'zi:əm/ <i>n.</i> 博物馆	22
police /pə'li:s/ <i>n.</i> 警察部门; 警方	22
station /'steɪʃn/ <i>n.</i> 站, 所, 局; 火车站; 电视台	22
police station 警察局	22
post /pəʊst/ <i>n.</i> 邮政; 职位 <i>v.</i> 邮寄; 张贴; 发布	22
office /'ɒfɪs/ <i>n.</i> 办公室	22
post office 邮局	22
train /treɪn/ <i>n.</i> 火车	22
underground /'ʌndəgraʊnd/ <i>n.</i> 地铁	22
way /weɪ/ <i>n.</i> 路线; 路; 方法	22
excuse /ɪk'skju:z/ <i>v.</i> 原谅 <i>/ɪk'skju:s/ n.</i> 借口; 理由	22
cross /krɒs/ <i>v.</i> 穿越, 越过, 横过	22
street /stri:t/ <i>n.</i> 大街; 街道	22
road /rəʊd/ <i>n.</i> 路, 道路, 公路	22
corner /'kɔ:nə/ <i>n.</i> 角; 街角	22
miss /mɪs/ <i>v.</i> 错过; 想念	22
opposite /'ɒpəzɪt/ <i>prep.</i> 与……相对; 在……对面 <i>adj.</i> 对面的; 另一边的	22

Communication Workshop

across /ə'krɒs/ <i>prep.</i> 从一边到另一边; 横过	24
coffee /'kɒfi/ <i>n.</i> 咖啡	24
town /taʊn/ <i>n.</i> 镇	24

square /skweə/ <i>n.</i> 广场	24
*gym /dʒɪm/ <i>n.</i> 体育馆; 健身房	25

Unit 3

Getting Ready

drink /drɪŋk/ <i>n.</i> 饮料 <i>v.</i> 喝	29
banana /bə'nɑ:nə/ <i>n.</i> 香蕉	29
beef /bi:f/ <i>n.</i> 牛肉	29
carrot /'kærət/ <i>n.</i> 胡萝卜	29
chicken /'tʃɪkɪn/ <i>n.</i> 鸡肉; 鸡	29
*grape /greɪp/ <i>n.</i> 葡萄	29
*ham /hæm/ <i>n.</i> 火腿	29
milk /mɪlk/ <i>n.</i> 牛奶	29
pear /peə/ <i>n.</i> 梨	29
potato /pə'tetəʊ/ <i>n.</i> 马铃薯, 土豆	29
tomato /tə'mɑ:təʊ/ <i>n.</i> 蕃茄, 西红柿	29
watermelon /'wɔ:tə,melən/ <i>n.</i> 西瓜	29
fruit /fru:t/ <i>n.</i> 水果	29
vegetable /'vedʒtəbl/ <i>n.</i> 蔬菜	29
meat /mi:t/ <i>n.</i> 肉类; 肉	29

Lesson 7

price /praɪs/ <i>n.</i> 价格; 价钱	30
weight /weɪt/ <i>n.</i> 重量	30
cent /sent/ <i>n.</i> 分; 分币	30
dollar /'dɒlə/ <i>n.</i> 美元	30
pound /paʊnd/ <i>n.</i> 英镑; 磅	30
kilo /'ki:ləʊ/ =kilogramme /'ki:ləgræm/ =kg <i>n.</i> 千克, 公斤	30
bill /bɪl/ <i>n.</i> 钞票; 账单	30
change /tʃeɪndʒ/ <i>n.</i> 零钱; 变化 <i>v.</i> 改变; 变成	30
south /sauθ/ <i>n.</i> 南; 南方 <i>adj.</i> 南方的	30
market /'mɑ:kɪt/ <i>n.</i> 集市; 市场	30
unit /'ju:nɪt/ <i>n.</i> 单位; 单元	30
unit price 单价	30

total /'təʊtl/ <i>adj.</i> 总的; 全部的	30	egg /eg/ <i>n.</i> 蛋	34
fresh /frefʃ/ <i>adj.</i> 新鲜的	30	noodle /'nu:dl/ <i>n.</i> 面条	34
customer /'kʌstəmə/ <i>n.</i> 顾客	30	pancake /'pænkəɪk/ <i>n.</i> 烙饼; 薄饼	34
money /'mʌni/ <i>n.</i> 钱	30	rice /raɪs/ <i>n.</i> 米饭; 大米	34
cost /kɒst/ <i>v.</i> 需付费; 价钱为	30	salt /sɔ:lt/ <i>n.</i> 盐	34
<i>n.</i> 费用; 价钱		sugar /'ʃʊgəl/ <i>n.</i> 糖	34
any /'eni/ <i>det.</i> 任何的; 任一的	31	thought /θɔ:t/ <i>n.</i> 想法	34
<i>pron.</i> 任何; 任一		food for thought 引人深思的想法	34
wallet /'wɒlɪt/ <i>n.</i> 钱包; 皮夹子	31	top /tɒp/ <i>n.</i> 最高级别的; 顶端	34
		secret /'si:kret/ <i>n.</i> 秘密	34

Lesson 8

restaurant /'restrɒnt/ <i>n.</i> 餐馆, 餐厅	32	kind /kaɪnd/ <i>n.</i> 种类	34
menu /'menju:/ <i>n.</i> 菜单	32	swimmer /'swɪmə/ <i>n.</i> 游泳者	34
*item /'aɪtəm/ <i>n.</i> (一件) 物品	32	meal /mi:l/ <i>n.</i> 一顿饭; 早(或午、晚)餐	34
hamburger /'hæmbɜ:gəl/ <i>n.</i> 汉堡包	32	different /'dɪfrənt/ <i>adj.</i> 不同的; 有差异的	34
hot dog 热狗(香肠面包)	32	heavy /'hevi/ <i>adj.</i> 重的; 比一般严重的	34
ice cream 冰激凌	32	person /'pɜ:sn/ <i>n.</i> 人	34
salad /'sæləd/ <i>n.</i> 沙拉	32		
sandwich /'sænwɪdʒ/ <i>n.</i> 三明治	32	Communication Workshop	
soup /su:p/ <i>n.</i> 汤	32	than /ðən/ <i>prep.</i> 比	36
tea /ti:/ <i>n.</i> 茶	32	*snack /snaek/ <i>n.</i> 点心; 小吃	36
chocolate /'tʃɒklɪt/ <i>n.</i> 巧克力	32	*junk /dʒʌŋk/ <i>n.</i> 无用的东西;	36
healthy /'helθi/ <i>adj.</i> 健康的; 健壮的	32	无价值的东西	
may /meɪ/ <i>v.</i> 可以; 也许; 可能	32	*junk food 垃圾食品	36
order /'ɔ:də/ <i>n.</i> 点菜; 顺序; 命令	32	report /rɪ'pɔ:t/ <i>n.</i> 报告; 报道; 调查报告	36
<i>v.</i> 点菜; 命令		<i>v.</i> 汇报; 报道	
would /wʊd/ <i>v.</i> 打算, 想要; 过去常常	32	most /məʊst/ <i>det., pron.</i> (数量上) 最多,	36
sir /sɜ:/ <i>n.</i> 先生	32	最大; 大多数	
piece /pi:s/ <i>n.</i> 一片, 一件, 一篇	32	however /haʊ'evəl/ <i>adv.</i> 然而; 不过	36
bowl /bəʊl/ <i>n.</i> 一碗; 碗	33	group /gru:p/ <i>n.</i> 组	37
*cone /kəʊn/ <i>n.</i> 锥形蛋卷筒; 圆锥体	33		

Lesson 9

bread /bred/ <i>n.</i> 面包	34
*butter /'bʌtə/ <i>n.</i> 黄油, 奶油	34
*cheese /tʃi:z/ <i>n.</i> 奶酪	34
cookie /'kʊki/ <i>n.</i> 曲奇饼	34

Unit 4

Getting Ready

season /'si:zn/ <i>n.</i> 季节; 赛季	41
weather /'weðə/ <i>n.</i> 天气	41

autumn /'ɔ:təm/ <i>n.</i> 秋天	41	skirt /skɜ:t/ <i>n.</i> 女裙	42
spring /sprɪŋ/ <i>n.</i> 春天	41	palace /'pæləs/ <i>n.</i> 王宫; 宫殿	42
summer /'sʌmə/ <i>n.</i> 夏天	41	remember /rɪ'membə/ <i>v.</i> 记得; 想起	42
winter /'wɪntə/ <i>n.</i> 冬天	41	dry /draɪ/ <i>adj.</i> 干的; 干燥的	42
cloudy /'klaʊdi/ <i>adj.</i> 多云的; 阴天的	41	spend /spend/ <i>v.</i> 花(钱、时间)	42
cold /kəʊld/ <i>adj.</i> 寒冷的	41	leaf /li:f/ <i>n.</i> 叶子	42
rainy /'reɪni/ <i>adj.</i> 下雨的; 多雨的	41	will /wɪl/ <i>v.</i> 要; 会; 愿	42
snowy /'snəʊi/ <i>adj.</i> 下雪的; 多雪的	41	make sure 确保; 设法保证	42
sunny /'sʌni/ <i>adj.</i> 晴朗的	41	*trainer /'treɪnə/ <i>n.</i> 运动鞋	42
warm /wɔ:m/ <i>adj.</i> 温暖的	41	comfortable /'kʌmfətəbl/ <i>adj.</i> 舒适的	42
windy /'wɪndi/ <i>adj.</i> 有风的	41	colourful /'kʌləfl/ <i>adj.</i> 五彩缤纷的; 丰富多彩的	43

Lesson 10

month /mʌnθ/ <i>n.</i> 月份	42
January /'dʒænjʊəri/ <i>n.</i> 一月	42
February /'febrʊəri/ <i>n.</i> 二月	42
March /mɑ:tʃ/ <i>n.</i> 三月	42
April /'eɪprəl/ <i>n.</i> 四月	42
May /meɪ/ <i>n.</i> 五月	42
June /dʒu:n/ <i>n.</i> 六月	42
August /'ɔ:gəst/ <i>n.</i> 八月	42
September /sep'tembə/ <i>n.</i> 九月	42
October /ɒk'təʊbə/ <i>n.</i> 十月	42
November /nəʊ'vembə/ <i>n.</i> 十一月	42
December /dɪ'sembə/ <i>n.</i> 十二月	42
wear /weə/ <i>v.</i> 穿; 戴	42
overcoat /'əʊvəkəʊt/ <i>n.</i> 长大衣	42
glove /glʌv/ <i>n.</i> (分手指的)手套	42
scarf /skɑ:f/ <i>n.</i> 围巾; 披巾	42
snow /snəʊ/ <i>n.</i> 雪; 雪花 <i>v.</i> 下雪	42
tourist /'tuərist/ <i>n.</i> 游客; 旅行者	42
fly /flaɪ/ <i>v.</i> 操作飞行; 飞行 <i>n.</i> 苍蝇	42
hard /hɑ:d/ <i>adv.</i> 大量地; 长时间地; 努力地; 艰难地	42
<i>adj.</i> 坚硬的; 难的; 费力的; 辛苦的	
T-shirt /'ti:ʃɜ:t/ <i>n.</i> T恤衫	42
shorts /ʃɔ:ts/ <i>n.</i> 短裤	42

Lesson 11

around /ə'raʊnd/ <i>prep.</i> 围绕; 环境 <i>adv.</i> 大约; 周围	44
cloud /klaʊd/ <i>n.</i> 云	44
sun /sʌn/ <i>n.</i> 太阳; 阳光	44
wind /wɪnd/ <i>n.</i> 风	44
tomorrow /tə'mɒrəʊ/ <i>adv.</i> 明天	44
*sightseeing /'saɪtsi:ŋ/ <i>n.</i> 观光; 游览	44
beach /bi:tʃ/ <i>n.</i> 海滩	44
visitor /'vɪzɪtə/ <i>n.</i> 来访者; 参观者	44

Lesson 12

holiday /'hɒlədeɪ/ <i>n.</i> 假期	46
camp /kæmp/ <i>n.</i> 度假营; 营地 <i>v.</i> 露营; 宿营	46
tour /tuə/ <i>n.</i> 旅行; 旅游	46
learn /lɜ:n/ <i>v.</i> 学习, 学会	46
abroad /ə'brɔ:d/ <i>adv.</i> 在国外; 到国外	46
eighth /eɪtθ/ <i>num.</i> 第八	46
second /'sekənd/ <i>num.</i> 第二	46
fifth /fɪfθ/ <i>num.</i> 第五	46
ninth /naɪnθ/ <i>num.</i> 第九	46
guess /ges/ <i>v.</i> 猜测; 估计 <i>n.</i> 猜测; 猜想	46
exciting /ɪk'saɪtɪŋ/ <i>adj.</i> 令人激动的; 令人兴奋的	46

fourth /fɔ:θ/ <i>num.</i> 第四	46
seventh /'sevnθ/ <i>num.</i> 第七	46
beautiful /'bjʊ:tɪfl/ <i>adj.</i> 美丽的; 美好的	46
mountain /'maʊntən/ <i>n.</i> 高山	46
clear /kliə/ <i>adj.</i> 清澈的; 透明的; 清楚的; 明显的; 明白的	46
last /lɑ:st/ <i>det.</i> 最近的; 上一个的	46
trip /trɪp/ <i>n.</i> 旅行, 旅游	46
sea /si:/ <i>n.</i> 海; 海洋	46
penfriend /'penfrend/ <i>n.</i> 笔友	46
*nest /nest/ <i>n.</i> 鸟巢	46
tonight /tə'naɪt/ <i>adv.</i> 今晚	46
rock /rɒk/ <i>n.</i> 摇滚乐; 岩石	46
concert /'kɒnsət/ <i>n.</i> 音乐会; 演奏会	46
postcard /'pəʊstkɑ:d/ <i>n.</i> 明信片	47
project /'prɒdʒekt/ <i>n.</i> 专题研究; 项目	47
party /'pɑ:ti/ <i>n.</i> 聚会; 宴会; 党派	47
example /ɪg'zɑ:mpəl/ <i>n.</i> 例子; 例证; 范例	47
plan /plæn/ <i>n.</i> 计划; 打算 <i>v.</i> 计划; 谋划	47

Communication Workshop

flower /'flaʊə/ <i>n.</i> 花	48
village /'vɪlɪdʒ/ <i>n.</i> 村庄; 村镇	48
*fairytale /'feərɪteɪl/ <i>n.</i> 童话(故事)	48
enjoy /ɪn'dʒɔɪ/ <i>v.</i> 享受; 玩得愉快	48
stone /stəʊn/ <i>n.</i> 石头	48
*cave /keɪv/ <i>n.</i> 山洞; 洞穴	48
*hiking /'haɪkɪŋ/ <i>n.</i> 远足; 徒步旅行	48
island /'aɪlənd/ <i>n.</i> 岛	48
sand /sænd/ <i>n.</i> 沙	48
reason /'ri:zn/ <i>n.</i> 原因; 理由	48
festival /'festɪvl/ <i>n.</i> 节; 节日	49
skate /sket/ <i>v.</i> 滑冰	49
*ski /ski:/ <i>v.</i> 滑雪	49

Unit 5

Getting Ready

primary /'praɪməri/ <i>adj.</i> 小学教育的; 初级的; 最初的	53
primary school 小学	53
third /θɜ:d/ <i>num.</i> 第三	53
sixth /sɪksθ/ <i>num.</i> 第六	53
tenth /tenθ/ <i>num.</i> 第十	53

Lesson 13

cheap /tʃi:p/ <i>adj.</i> 便宜的	54
close /kləʊs/ <i>adj.</i> 接近的; 亲密的 /kləʊz/ <i>v.</i> 关闭	54
dirty /'dɜ:ti/ <i>adj.</i> 脏的	54
expensive /ɪk'spensɪv/ <i>adj.</i> 昂贵的	54
far /fɑ:/ <i>adj.</i> 远的 <i>adv.</i> 远; 远方	54
hometown /'həʊmtaʊn/ <i>n.</i> 家乡, 故乡	54
building /'bɪldɪŋ/ <i>n.</i> 楼房; 建筑物	54
neighbour /'neɪbə/ <i>n.</i> 邻居	54
friendly /'frendli/ <i>adj.</i> 友好的	54
still /stɪl/ <i>adv.</i> 还是; 仍然	54
large /lɑ:dʒ/ <i>adj.</i> 大的	54
*flat /flæt/ <i>n.</i> 公寓; 单元房	54
traffic /'træfɪk/ <i>n.</i> 交通	54
either /'aɪðə/ <i>adv.</i> (用于否定句)也 <i>pron.</i> (两者中的)一个	54
truck /trʌk/ <i>n.</i> 卡车	54
yesterday /'jestədeɪ/ <i>adv.</i> 在昨天 <i>n.</i> 昨天	54
fast-food restaurant 快餐店	54
open /'əʊpən/ <i>adj.</i> 开放的; 营业的; 敞开的; 张开的 <i>v.</i> 打开	54
ago /ə'ɡəʊ/ <i>adv.</i> 以前	54
centre /'sentə/ <i>n.</i> 中心; 中心区	54
candy /'kændi/ <i>n.</i> 糖果	54
true /tru:/ <i>adj.</i> 确实的; 真正的	54

Lesson 14

feeling /'fi:lɪŋ/ <i>n.</i> 感情; 感觉	56
afraid /ə'freɪd/ <i>adj.</i> 害怕的, 畏惧的	56
angry /'æŋɡri/ <i>adj.</i> 愤怒的; 生气的	56
excited /ɪk'saɪtɪd/ <i>adj.</i> 激动的; 兴奋的	56
nervous /'nɜ:vəs/ <i>adj.</i> 紧张的; 焦虑的; 担忧的	56
sad /sæd/ <i>adj.</i> 难过的; 悲哀的	56
story /'sto:ri/ <i>n.</i> 叙述; 故事	56
laugh /lɑ:f/ <i>v.</i> 笑; 发笑	56
quiet /'kwəɪət/ <i>adj.</i> 安静的	56
Ms /mɪz/ 女士	56
introduce /,ɪn'trə'dju:s/ <i>v.</i> 把……介绍给; 引见	56
noisy /'nɔɪzi/ <i>adj.</i> 吵闹的; 嘈杂的	56
smile /smaɪl/ <i>v., n.</i> 微笑	56
cry /kraɪ/ <i>v.</i> 哭; 喊叫 <i>n.</i> 喊叫	56
difference /'dɪfrəns/ <i>n.</i> 差别; 差异	57
*memory /'meməri/ <i>n.</i> 记忆; 记忆力	57
loud /laʊd/ <i>adj.</i> 大声的	57
forget /fə'ɡet/ <i>v.</i> 忘记	57
another /ə'nʌðə/ <i>adj.</i> 别的; 另一	57
slowly /'sləʊli/ <i>adv.</i> 慢速地; 缓慢地	57
*junior /'dʒu:nɪə/ <i>adj.</i> 初级的	57
junior high school 初级中学	57

Lesson 15

pay /peɪ/ <i>v.</i> 付出; 付费	58
attention /ə'tenʃn/ <i>n.</i> 注意; 注意力	58
pay attention 注意	58
*graduate /'ɡrædʒuət/ <i>n.</i> 毕业生	58
/'ɡrædʒuət/ <i>v.</i> 毕业	
middle /'mɪdl/ <i>n.</i> 中间; 中部 <i>adj.</i> 中间的	58
*anniversary /,ænɪ'vɜ:səri/ <i>n.</i> 周年纪念日	58
writer /'raɪtə/ <i>n.</i> 作家; 作者	58
proud /praʊd/ <i>adj.</i> 骄傲的; 自豪的	58
something /'sʌmθɪŋ/ <i>pron.</i> 某事; 某物	58

beginning /brɪ'ɡɪnɪŋ/ <i>n.</i> 开头; 开始	58
at first 起初	58
test /test/ <i>n.</i> 测验, 测试; 检查	58
<i>v.</i> 测验; 试验	
happen /'hæpən/ <i>v.</i> 发生	58
trouble /'trʌbl/ <i>n.</i> 问题; 麻烦; 困难	58
be in trouble 处于麻烦、痛苦之中	58
*respect /rɪ'spekt/ <i>v., n.</i> 尊重; 尊敬	58
heart /hɑ:t/ <i>n.</i> 心; 心脏	58
begin /brɪ'ɡɪn/ <i>v.</i> 开始	58
hear /hɪə/ <i>v.</i> 听见; 听到	58
glad /ɡlæd/ <i>adj.</i> 高兴; 愉快	58
anyway /'eniweɪ/ <i>adv.</i> 无论如何; 反正	58
review /rɪ'vju:/ <i>v.</i> 复习; 回顾	59
<i>n.</i> 评审; 评论	
grade /ɡreɪd/ <i>n.</i> 考试成绩; 年级; 级别	59
loudly /'laʊdli/ <i>adv.</i> 大声地	59
*poster /'pəʊstə/ <i>n.</i> 海报	59
buy /baɪ/ <i>v.</i> 买	59

Communication Workshop

experience /ɪk'spɪəriəns/ <i>n.</i> 经历; 经验; 体验	60
speed /spi:d/ <i>n.</i> 速度	60
recording /rɪ'kɔ:dɪŋ/ <i>n.</i> 录音; 录像	60
understand /,ʌndə'stænd/ <i>v.</i> 懂; 理解	60
perfect /'pɜ:fɪkt/ <i>adj.</i> 完美的; 理想的	60
mistake /mɪ'steɪk/ <i>n.</i> 错误	60
suggestion /sə'dʒestʃən/ <i>n.</i> 建议; 提议	60
catch /kætʃ/ <i>v.</i> 理解; 抓住; 赶上	60
key /ki:/ <i>adj.</i> 关键的, 主要的	60
<i>n.</i> 钥匙; 关键; 键	
main /meɪn/ <i>adj.</i> 主要的; 最重要的	60
simple /'sɪmpl/ <i>adj.</i> 简单的; 容易的	60
sentence /'sentəns/ <i>n.</i> 句子	60
meaning /'mi:nɪŋ/ <i>n.</i> 意思; 含义	60
*improve /ɪm'pru:v/ <i>v.</i> 提高; 改善	60

give up 放弃; 认输	60	helpful /'helpfl/ <i>adj.</i> 有用的; 有益的	66
general /'dʒenərəl/ <i>adj.</i> 大致的; 总体的; 普遍的	60	ugly /'ʌgli/ <i>adj.</i> 丑陋的, 难看的	66
quickly /'kwɪkli/ <i>adv.</i> 迅速地; 立即	61	useful /'ju:sfl/ <i>adj.</i> 有用的; 有益的	66
look up 查找; 向上看	61	blind /blaɪnd/ <i>adj.</i> 盲的; 失明的	66
clearly /'klɪəli/ <i>adv.</i> 清楚地; 清晰地; 明显地	61	scientist /'saɪəntɪst/ <i>n.</i> 科学家	66
follow /'fɒləʊ/ <i>v.</i> 跟随; 跟着; 在……后发生	61		

Unit 6

Getting Ready

animal /'ænɪml/ <i>n.</i> 动物	65	mile /maɪl/ <i>n.</i> 英里	68
*kingdom /'kɪŋdəm/ <i>n.</i> 王国	65	lay /leɪ/ <i>v.</i> 产卵, 下蛋; 放置	68
cow /kaʊ/ <i>n.</i> 母牛; 奶牛; 牛	65	still /stɪl/ <i>adj.</i> 静止的; 平静的	68
duck /dʌk/ <i>n.</i> 鸭子	65	spread /spred/ <i>v.</i> 展开; 张开; 传播	68
elephant /'elɪfənt/ <i>n.</i> 大象	65	wide /waɪd/ <i>adv.</i> 尽可能远地; 充分地	68
giraffe /dʒə'reɪf/ <i>n.</i> 长颈鹿	65	<i>adj.</i> 宽阔的; 宽的	
hen /hen/ <i>n.</i> 母鸡	65	*bend /bend/ <i>v.</i> (使)弯曲	68
lion /'laɪən/ <i>n.</i> 狮子	65	reach /ri:tʃ/ <i>v.</i> 足够达到; 达到; 到达	68
monkey /'mʌŋki/ <i>n.</i> 猴子	65	ground /graʊnd/ <i>n.</i> 地面	68
panda /'pændə/ <i>n.</i> 熊猫	65	fat /fæt/ <i>adj.</i> 肥的; 肥胖的	69
*penguin /'penɡwɪn/ <i>n.</i> 企鹅	65	horse /hɔ:s/ <i>n.</i> 马	69
pig /pɪɡ/ <i>n.</i> 猪	65	hold /həʊld/ <i>v.</i> 抓住; 抱住; 托住	69
sheep /ʃi:p/ <i>n.</i> 羊; 绵羊	65	dear /dɪə/ <i>adj.</i> 亲爱的	69
tiger /'tɪɡə/ <i>n.</i> 老虎	65		
farm /fɑ:m/ <i>n.</i> 农场	65		
wild /waɪld/ <i>adj.</i> 自然生长的, 野生的	65		
<i>n.</i> 野生环境			

Lesson 16

rabbit /'ræbɪt/ <i>n.</i> 兔子	66		
mouse /maʊs/ <i>n.</i> 老鼠; 鼠标	66		
snake /sneɪk/ <i>n.</i> 蛇	66		
cute /kju:t/ <i>adj.</i> 可爱的	66		

Lesson 17

body /'bɒdi/ <i>n.</i> 身体	68
part /pɑ:t/ <i>n.</i> 部分	68
ear /ɪə/ <i>n.</i> 耳朵	68
eye /aɪ/ <i>n.</i> 眼睛	68
head /hed/ <i>n.</i> 头	68
neck /nek/ <i>n.</i> 脖子	68
easily /'i:zəli/ <i>adv.</i> 容易地; 轻易地	68
still /stɪl/ <i>adj.</i> 静止的; 平静的	68
spread /spred/ <i>v.</i> 展开; 张开; 传播	68
wide /waɪd/ <i>adv.</i> 尽可能远地; 充分地	68
<i>adj.</i> 宽阔的; 宽的	
*bend /bend/ <i>v.</i> (使)弯曲	68
reach /ri:tʃ/ <i>v.</i> 足够达到; 达到; 到达	68
ground /graʊnd/ <i>n.</i> 地面	68
fat /fæt/ <i>adj.</i> 肥的; 肥胖的	69
horse /hɔ:s/ <i>n.</i> 马	69
hold /həʊld/ <i>v.</i> 抓住; 抱住; 托住	69
dear /dɪə/ <i>adj.</i> 亲爱的	69

Lesson 18

baby /'beɪbi/ <i>n.</i> 婴儿	70
look after 照顾; 照料	70
even /'i:vən/ <i>adv.</i> 甚至; 还	70
happily /'hæpɪli/ <i>adv.</i> 快乐地; 高兴地	70
grow /grəʊ/ <i>v.</i> 生长; 种植	70
become /br'kʌm/ <i>v.</i> 开始变得; 变成	70
finally /'faɪnəli/ <i>adv.</i> 终于; 最终	70
few /fju:/ <i>det., adj.</i> 很少; 有些	70

a few 有些; 一些	70
suddenly /'sʌdnli/ <i>adv.</i> 突然; 猛然	70
*recognise /'rekəɡnaɪz/ <i>v.</i> 认出; 意识到	70
hurt /hɜ:t/ <i>v.</i> 伤害; 疼痛	70
*hug /hʌɡ/ <i>v.</i> 拥抱, 搂抱	70
warmly /'wɔ:mli/ <i>adv.</i> 温暖地	70
believe /br'i:lv/ <i>v.</i> 相信	70
leave /li:v/ <i>v.</i> 离开	70
freely /'fri:li/ <i>adv.</i> 不受限制地; 自由地	70
feel /fi:l/ <i>v.</i> 感到; 觉得	70
climb /klaɪm/ <i>v.</i> 攀登; 爬	71

Communication Workshop

huge /hju:dʒ/ <i>adj.</i> 巨大的	72
all the time 一直	72
*parrot /'pærət/ <i>n.</i> 鹦鹉	72
hungry /'hʌŋɡri/ <i>adj.</i> 饥饿的	72
*koala /kəu'a:lə/ <i>n.</i> 考拉	73
through /θru:/ <i>prep.</i> 穿过; 通过;	73
自始至终 <i>adv.</i> 通过; 自始至终	
guide /ɡaɪd/ <i>n.</i> 导游; 手册; 指南	73
<i>v.</i> 指引; 指导	

Places and Names

US=United States 美国	8
Hong Kong 香港	20
London /'lʌndən/ <i>n.</i> 伦敦	24
UK=United Kingdom 英国, 联合王国	34
Arsenal 阿森纳	34
Great Wall 长城	42
Tian'anmen Square 天安门广场	42
Summer Palace 颐和园	42
Fragrant Hills Park 香山公园	42
New York /'nju:'jɔ:k/ <i>n.</i> 纽约	44
Sydney /'sɪdni/ <i>n.</i> 悉尼	44
Terracotta Warriors 兵马俑	46
Palace Museum 故宫	46
Bird's Nest 鸟巢(国家体育场)	46
Stone Forest 石林	48
Heaven's Lake 天池	48
Asia /'eɪʃə/ <i>n.</i> 亚洲	70
Africa /'æfrɪkə/ <i>n.</i> 非洲	70

Word List

A

a lot of 许多的; 大量的	6	banana /bə'nɑ:nə/ <i>n.</i> 香蕉	29
a few 有些; 一些	70	bank /bæŋk/ <i>n.</i> 银行; 河岸	22
abroad /ə'brɔ:d/ <i>adv.</i> 在国外; 到国外	46	*bath /bɑ:θ/ <i>n.</i> 洗澡; 洗浴	10
across /ə'krɒs/ <i>prep.</i> 从一边到另一边;	24	be in trouble 处于麻烦、痛苦之中	58
横过		beach /bi:tʃ/ <i>n.</i> 海滩	44
activity /æk'tɪvətɪ/ <i>n.</i> 活动	6	beautiful /'bjʊ:tɪfl/ <i>adj.</i> 美丽的; 美好的	46
address /ə'dres/ <i>n.</i> 地址	10	because /br'kɔ:z/ <i>conj.</i> 因为	8
afraid /ə'freɪd/ <i>adj.</i> 害怕的, 畏惧的	56	become /br'kʌm/ <i>v.</i> 开始变得; 变成	70
after-school <i>adj.</i> 课外的	6	beef /bi:f/ <i>n.</i> 牛肉	29
ago /ə'geɪ/ <i>adv.</i> 以前	54	begin /br'gɪn/ <i>v.</i> 开始	58
all the time 一直	72	beginning /br'gɪnɪŋ/ <i>n.</i> 开头; 开始	58
alone /ə'ləʊn/ <i>adv.</i> 独自; 单独	6	believe /br'li:v/ <i>v.</i> 相信	70
always /'ɔ:lweɪz/ <i>adv.</i> 总是; 一直	6	*bend /bend/ <i>v.</i> (使)弯曲	68
angry /'æŋɡri/ <i>adj.</i> 愤怒的; 生气的	56	best /best/ <i>n.</i> 最好的事物 (或人)	8
animal /'ænɪml/ <i>n.</i> 动物	65	<i>adj.</i> 最好的 <i>adv.</i> 最好地	
*anniversary /,ænɪ'vɜ:səri/ <i>n.</i> 周年纪念日	58	bicycle /'baɪsɪkl/ <i>n.</i> 自行车	10
another /ə'nʌðə/ <i>adj.</i> 别的; 另一	56	bill /bɪl/ <i>n.</i> 账单; 钞票	30
any /'eni/ <i>det.</i> 任何的; 任一	31	blind /blaɪnd/ <i>adj.</i> 盲的; 失明的	66
<i>pron.</i> 任何; 任一		body /'bɒdi/ <i>n.</i> 身体	68
anything /'eniθɪŋ/ <i>pron.</i> 任何东西;	18	bowl /bəʊl/ <i>n.</i> 一碗; 碗	33
任何事物		bread /bred/ <i>n.</i> 面包	34
anyway /'eniweɪ/ <i>adv.</i> 无论如何; 反正	58	building /'bɪldɪŋ/ <i>n.</i> 楼房; 建筑物	54
April /'eɪprəl/ <i>n.</i> 四月	42	bus stop 公共汽车站	22
around /ə'raʊnd/ <i>prep.</i> 围绕; 环境	44	busy /'bɪzi/ <i>adj.</i> 忙碌的	18
<i>adv.</i> 大约; 周围		*butter /'bʌtə/ <i>n.</i> 黄油, 奶油	34
at first 起初	58	buy /baɪ/ <i>v.</i> 买	59
attention /ə'tenʃn/ <i>n.</i> 注意; 注意力	58		
August /'ɔ:gəst/ <i>n.</i> 八月	42		
autumn /'ɔ:təm/ <i>n.</i> 秋天	41		
away /ə'weɪ/ <i>adv.</i> 离开 (某距离);	10		
去别处			

B

baby /'beɪbi/ <i>n.</i> 婴儿	70
bad /bæd/ <i>adj.</i> 坏的; 不好的	10

C

camp /kæmp/ <i>n.</i> 度假营; 营地	46
<i>v.</i> 露营; 宿营	
candle /'kændl/ <i>n.</i> 蜡烛	18
candy /'kændi/ <i>n.</i> 糖果	54
carrot /'kærət/ <i>n.</i> 胡萝卜	29
catch /kætʃ/ <i>v.</i> 理解; 抓住; 赶上	60
*cave /keɪv/ <i>n.</i> 山洞, 洞穴	48
cent /sent/ <i>n.</i> 分; 分币	30

说明: 未做标记的词汇为课标词汇、根据构词法可以推导的词汇和短语。加*的词汇为扩展词汇, 只要求认读。

centre /'sentə/ *n.* 中心; 中心区 54
 change /tʃeɪndʒ/ *n.* 零钱; 变化 30
 v. 改变; 变成
 cheap /tʃi:p/ *adj.* 便宜的 54
 *cheese /tʃi:z/ *n.* 奶酪 34
 chicken /'tʃɪkɪn/ *n.* 鸡肉; 鸡 29
 chocolate /'tʃɒklɪt/ *n.* 巧克力 32
 *chore /tʃɔ:/ *n.* 家务活; 琐事 18
 cinema /'sɪnɪmə/ *n.* 电影院 7
 clean /kli:n/ *v.* 打扫 *adj.* 干净的; 洁净的 18
 clear /kliə/ *adj.* 清澈的; 透明的; 46
 清楚的; 明显的; 明白的
 clearly /'kliəli/ *adv.* 清楚地; 清晰地 61
 明显地
 climb /klaɪm/ *v.* 攀登; 爬 71
 close /kloʊs/ *adj.* 接近的; 亲密的 54
 /kloʊz/ *v.* 关闭
 cloud /klaʊd/ *n.* 云 44
 cloudy /'klaʊdi/ *adj.* 多云的; 阴天的 41
 coffee /'kɒfi/ *n.* 咖啡 24
 cold /kəʊld/ *adj.* 寒冷的 41
 colourful /'kɒləfəl/ *adj.* 五彩缤纷的; 43
 丰富多彩的
 comfortable /'kɒmfətəbl/ *adj.* 舒适的 42
 communicate /kə'mju:nɪkeɪt/ *v.* 8
 交流; 沟通
 communication /kə'mju:nɪ'keɪʃn/ *n.* 20
 交流; 交际
 concert /'kɒnsət/ *n.* 音乐会; 演奏会 46
 *cone /kəʊn/ *n.* 锥形蛋卷筒; 圆锥体 33
 cookie /'kʊki/ *n.* 曲奇饼 34
 corner /'kɔ:nə/ *n.* 角; 街角 22
 cost /kɒst/ *v.* 需付费; 价钱为 30
 n. 费用; 价钱
 cow /kaʊ/ *n.* 母牛; 奶牛; 牛 65
 cross /kros/ *v.* 穿越, 越过, 横过 22
 cry /kraɪ/ *v.* 哭; 喊叫 *n.* 喊叫 56
 cup /kʌp/ *n.* 一杯; 杯子 18
 customer /'kʌstəmə/ *n.* 顾客 30

cute /kju:t/ *adj.* 可爱的 66

D

daily /'deɪli/ *adj.* 每日的; 日常的 5
 dangerous /'deɪndʒərəs/ *adj.* 危险的 8
 dear /diə/ *adj.* 亲爱的 69
 December /drɪ'sembəl/ *n.* 十二月 42
 difference /'dɪfrəns/ *n.* 差别; 差异 57
 different /'dɪfrənt/ *adj.* 不同的; 有差异的 34
 difficult /'dɪfɪkəl/ *adj.* 困难的; 费力的 8
 dirty /'dɜ:ti/ *adj.* 脏的 54
 dish /dɪʃ/ *n.* 碟; 盘; 餐具; 一道菜 19
 dollar /'dɒlə/ *n.* 美元 30
 dress /dres/ *v.* 穿衣服 *n.* 连衣裙 13
 drink /drɪŋk/ *n.* 饮料 *v.* 喝 29
 drive /draɪv/ *v.* 驾驶; 开车 8
 *drum /drʌm/ *n.* 鼓 6
 dry /draɪ/ *adj.* 干的; 干燥的 42
 duck /dʌk/ *n.* 鸭子 65
 during /'djʊəriŋ/ *prep.* 在……期间 10
 *dust /dʌst/ *v.* 擦去……的灰尘 *n.* 灰尘 18

E

ear /ɪə/ *n.* 耳朵 68
 early /'ɜ:lɪ/ *adv.* 提早, 提前 6
 adj. 早期的; 早到的; 提早的
 easily /'i:zəli/ *adv.* 容易地; 轻易地 68
 easy /'i:zi/ *adj.* 容易的; 轻易的 8
 eat /i:t/ *v.* 吃 8
 egg /eg/ *n.* 蛋 34
 eighth /eɪtθ/ *num.* 第八 46
 either /'aɪðə/ *adv.* (用于否定句)也 54
 pron. (两者中的)一个
 elephant /'elɪfənt/ *n.* 大象 65
 enjoy /ɪn'dʒɔɪ/ *v.* 享受; 玩得愉快 48
 even /'i:vən/ *adv.* 甚至; 还 70
 example /ɪg'zɑ:mpəl/ *n.* 例子; 例证; 范例 47
 excited /ɪk'saɪtɪd/ *adj.* 激动的; 兴奋的 56

exciting /ɪk'saɪtɪŋ/ <i>adj.</i> 令人激动的; 令人兴奋的	46	forget /fə'get/ <i>v.</i> 忘记	57
excuse /ɪk'skju:z/ <i>v.</i> 原谅	22	fourth /fɔ:θ/ <i>num.</i> 第四	46
/ɪk'skju:s/ <i>n.</i> 借口; 理由		free /fri:/ <i>adj.</i> 随心所欲的; 言行自由的	8
expensive /ɪk'spensɪv/ <i>adj.</i> 昂贵的	54	freely /'fri:li/ <i>adv.</i> 不受限制地; 自由地	70
experience /ɪk'spɪəriəns/ <i>n.</i> 经历; 经验; 体验	60	fresh /frefʃ/ <i>adj.</i> 新鲜的	30
eye /aɪ/ <i>n.</i> 眼睛	68	friendly /'frendli/ <i>adj.</i> 友好的	54
		fruit /fru:t/ <i>n.</i> 水果	29

F

face /feɪs/ <i>n.</i> 脸; 面孔	5
*fairytale /'feərɪteɪl/ <i>n.</i> 童话(故事)	48
*false /fɔ:ls/ <i>adj.</i> 不正确的; 不真实的	9
far /fɑ:/ <i>adj.</i> 远的 <i>adv.</i> 远; 远方	54
farm /fɑ:m/ <i>n.</i> 农场	65
fast-food restaurant 快餐店	54
fat /fæt/ <i>adj.</i> 肥的; 肥胖的	69
February /'febrʊəri/ <i>n.</i> 二月	42
feed /fi:d/ <i>v.</i> 给(人或动物)食物; 喂养; 饲养	18
feel /fi:l/ <i>v.</i> 感到; 觉得	70
feeling /'fi:lɪŋ/ <i>n.</i> 感情; 感觉	56
festival /'festɪvl/ <i>n.</i> 节; 节日	49
few /fju:/ <i>det., adj.</i> 很少; 有些	70
fifth /fɪfθ/ <i>num.</i> 第五	46
finally /'faɪnəli/ <i>adv.</i> 终于; 最终	70
finish /'fɪnɪʃ/ <i>v.</i> 完成; 结束	6
fire /'faɪə/ <i>n.</i> 火; 火灾	8
firefighter /'faɪə'faɪtə/ <i>n.</i> 消防员	8
firefighting /'faɪə'faɪtɪŋ/ <i>n.</i> 消防	8
*flat /flæt/ <i>n.</i> 公寓; 单元房	54
floor /flɔ:/ <i>n.</i> 地板; 地面; 楼层	18
flower /'flaʊə/ <i>n.</i> 花	48
fly /flaɪ/ <i>v.</i> 操作飞行; 飞行 <i>n.</i> 苍蝇	42
follow /'fɒləʊ/ <i>v.</i> 跟随; 跟着; 在……后发生	61
food for thought 引人深思的想法	34
for a while 一会儿	20

G

general /'dʒenərəl/ <i>adj.</i> 大致的; 总体 的; 普遍的	60
get up 起床	5
giraffe /dʒə'reɪf/ <i>n.</i> 长颈鹿	65
give up 放弃; 认输	60
glad /glæd/ <i>adj.</i> 高兴; 愉快	58
glove /glɒv/ <i>n.</i> (分手指的)手套	42
go to bed 上床睡觉	5
go to school 去上学	5
grade /greɪd/ <i>n.</i> 考试成绩; 年级; 级别	59
*graduate /'grædʒuət/ <i>n.</i> 毕业生	58
/'grædʒuət/ <i>v.</i> 毕业	
*grape /greɪp/ <i>n.</i> 葡萄	29
ground /graʊnd/ <i>n.</i> 地面	68
group /gru:p/ <i>n.</i> 组	37
grow /grəʊ/ <i>v.</i> 生长; 种植	70
guess /ges/ <i>v.</i> 猜测; 估计	46
<i>n.</i> 猜测; 猜想	
guide /gaɪd/ <i>n.</i> 导游; 手册; 指南	73
<i>v.</i> 指引; 指导	
*gym /dʒɪm/ <i>n.</i> 体育馆; 健身房	25

H

*ham /hæm/ <i>n.</i> 火腿	29
hamburger /'hæmbɜ:geɪ/ <i>n.</i> 汉堡包	32
happen /'hæpən/ <i>v.</i> 发生	58
happily /'hæpɪli/ <i>adv.</i> 快乐地; 高兴地	70
hard /hɑ:d/ <i>adv.</i> 大量地; 长时间地; 努力地; 艰难地	42

<i>adj.</i> 坚硬的; 难的; 费力的; 辛苦的	
have a point 有道理	10
have to 必须; 不得不	8
head /hed/ <i>n.</i> 头	68
healthy /'helθi/ <i>adj.</i> 健康的; 健壮的	32
hear /hiə/ <i>v.</i> 听见, 听到	58
heart /hɑ:t/ <i>n.</i> 心; 心脏	58
heavy /'hevi/ <i>adj.</i> 比一般严重的; 重的	34
helpful /'helpfl/ <i>adj.</i> 有用的; 有益的	66
hen /hen/ <i>n.</i> 母鸡	65
*hey /heɪ/ <i>excl.</i> 嘿; 喂	20
*hiking /'hɑ:kɪŋ/ <i>n.</i> 远足; 徒步旅行	48
hold /həʊld/ <i>v.</i> 抓住; 抱住; 托住	69
holiday /'hɒlədeɪ/ <i>n.</i> 假期	46
hometown /'həʊmtaʊn/ <i>n.</i> 家乡, 故乡	54
horse /hɔ:s/ <i>n.</i> 马	69
hot dog 热狗(香肠面包)	32
however /haʊ'evə/ <i>adv.</i> 然而; 不过	36
*hug /hʌg/ <i>v.</i> 拥抱, 搂抱	70
huge /hju:dʒ/ <i>adj.</i> 巨大的	72
hungry /'hʌŋgrɪ/ <i>adj.</i> 饥饿的	72
hurt /hɜ:t/ <i>v.</i> 伤害; 疼痛	70

I

ice cream 冰激凌	32
if /ɪf/ <i>conj.</i> 如果; 假若	8
important /ɪm'pɔ:tnt/ <i>adj.</i> 重要的	8
*improve /ɪm'pru:v/ <i>v.</i> 提高; 改善	60
in a minute 立即	18
*instant /ɪnstənt/ <i>adj.</i> 立即的	20
instant message 即时消息	20
interesting /ɪnt'restɪŋ/ <i>adj.</i> 有趣的; 有吸引力的	8
introduce /,ɪnt're'dju:s/ <i>v.</i> 把……介绍 给; 引见	56
island /'aɪlənd/ <i>n.</i> 岛	48
*item /'aɪtəm/ <i>n.</i> (一件)物品	32

J

January /'dʒænjʊəri/ <i>n.</i> 一月	42
June /dʒu:n/ <i>n.</i> 六月	42
*junior /'dʒu:nɪə/ <i>adj.</i> 初级的	57
junior high school 初级中学	57
*junk /dʒʌŋk/ <i>n.</i> 无用的东西; 无价值 的东西	36
*junk food 垃圾食品	36
just /dʒʌst/ <i>adv.</i> 只是; 正好; 刚才	30

K

keep /ki:p/ <i>v.</i> (使)保持; 处于	8
key /ki:/ <i>adj.</i> 关键的, 主要的 <i>n.</i> 钥匙; 关键; 键	60
kid /kɪd/ <i>n.</i> 小孩	10
kilo /'ki:ləʊ/ =kilogramme /'kɪləgræm/ =kg <i>n.</i> 千克, 公斤	30
kind /kaɪnd/ <i>n.</i> 种类	34
*kingdom /'kɪŋdəm/ <i>n.</i> 王国	65
km=kilometre /'kɪləmi:tə/ <i>n.</i> 千米, 公里	8
knock /nɒk/ <i>v.</i> 撞; 敲 <i>n.</i> 敲击; 敲门声	18
*koala /kəʊ'a:lə/ <i>n.</i> 考拉	73

L

large /lɑ:dʒ/ <i>adj.</i> 大的	54
last /lɑ:st/ <i>det.</i> 最近的; 上一个的	46
later /'leɪtə/ <i>adv.</i> 后来; 以后	8
laugh /lɑ:f/ <i>v.</i> 笑; 发笑	56
lay /leɪ/ <i>v.</i> 产卵, 下蛋; 放置	68
leaf /li:f/ <i>n.</i> 叶子	42
learn /lɜ:n/ <i>v.</i> 学习, 学会	46
leave /li:v/ <i>v.</i> 离开	70
*lightning /'laɪtnɪŋ/ <i>n.</i> 闪电	10
lion /'laɪən/ <i>n.</i> 狮子	65
look after 照顾; 照料	70
look up 查找; 向上看	61
loud /laʊd/ <i>adj.</i> 大声的	57

loudly /'laʊdli/ *adv.* 大声地 59

M

main /meɪn/ *adj.* 主要的; 最重要的 60

make one's bed 整理床铺 5

make sure 确保; 设法保证 42

March /mɑ:tʃ/ *n.* 三月 42

market /'mɑ:kɪt/ *n.* 集市; 市场 30

match /mætʃ/ *n.* 比赛; 竞赛; 火柴 6
v. 匹配

May /meɪ/ *n.* 五月 42

may /meɪ/ *v.* 可以; 也许; 可能 32

meal /mi:l/ *n.* 一顿饭; 早(或午、晚)餐 34

mean /mi:n/ *v.* 意思是 10

meaning /'mi:nɪŋ/ *n.* 意思; 含义 60

meat /mi:t/ *n.* 肉类; 肉 29

*memory /'meməri/ *n.* 记忆; 记忆力 57

menu /'menju:/ *n.* 菜单 32

message /'mesɪdʒ/ *n.* 信息, 消息 20

middle /'mɪdl/ *n.* 中间; 中部 *adj.* 中间的 58

mile /maɪl/ *n.* 英里 68

milk /mɪlk/ *n.* 牛奶 29

minute /'mɪnɪt/ *n.* 分钟; 一会儿 12

miss /mɪs/ *v.* 错过; 想念 22

mistake /mɪ'steɪk/ *n.* 错误 60

money /'mʌni/ *n.* 钱 31

monkey /'mʌŋki/ *n.* 猴子 65

month /mʌnθ/ *n.* 月份 42

more /mɔ:/ *adv.* 更; 更多 12

most /məʊst/ *det., pron.* (数量上)最多, 最大; 大多数 36

mountain /'maʊntən/ *n.* 高山 46

mouse /maʊs/ *n.* 老鼠; 鼠标 66

Ms /mɪz/ 女士 56

museum /mju:'zi:əm/ *n.* 博物馆 22

N

neck /nek/ *n.* 脖子 68

need /ni:d/ *v.* 需要 12

neighbour /'neɪbə/ *n.* 邻居 54

nervous /'nɜ:vəs/ *adj.* 焦虑的; 担忧的 56

*nest /nest/ *n.* 鸟巢 46

never /'nevə/ *adv.* 从不; 决不 6

news /nju:z/ *n.* 新闻; 消息 6

ninth /naɪnθ/ *num.* 第九 46

noisy /'nɔɪzi/ *adj.* 吵闹的; 嘈杂的 56

noodle /'nu:dl/ *n.* 面条 34

nose /nəʊz/ *n.* 鼻子 19

not ... at all 一点也不…… 8

note /nəʊt/ *n.* 笔记; 记录; 便条 7

November /nəʊ'vembə/ *n.* 十一月 42

O

October /ɒk'təʊbə/ *n.* 十月 42

office /'ɒfɪs/ *n.* 办公室 22

online /'ɒnlaɪn/ *adv.* 在线地 10

adj. 在线的, 联网的

open /'əʊpən/ *adj.* 开放的; 营业的; 敞开的; 张开的 *v.* 打开 54

opposite /'ɒpəzɪt/ *prep.* 与……相对; 在……对面 *adj.* 对面的; 另一边的 22

or /ɔ:/ *conj.* 或者 8

order /'ɔ:də/ *n.* 点菜; 顺序; 命令 32
v. 点菜; 命令

overcoat /'əʊvəkəʊt/ *n.* 长大衣 42

P

palace /'pæləs/ *n.* 王宫; 宫殿 42

pancake /'pæŋkeɪk/ *n.* 烙饼; 薄饼 34

panda /'pændə/ *n.* 熊猫 65

*parrot /'pærət/ *n.* 鹦鹉 72

part /pɑ:t/ *n.* 部分 68

party /'pɑ:ti/ *n.* 聚会; 宴会; 党派 47

pay /peɪ/ v. 付出; 付费	58	receive /rɪ'si:v/ v. 接到; 收到	20
pay attention 注意	58	*recognise /'rekəɡnaɪz/ v. 认出; 意识到	70
pear /peə/ n. 梨	29	recording /rɪ'kɔ:diŋ/ n. 录音; 录像	60
penfriend /'penfrend/ n. 笔友	46	remember /rɪ'membə/ v. 记得; 想起	42
*penguin /'penɡwɪn/ n. 企鹅	65	report /rɪ'pɔ:t/ n. 报告; 报道; 调查报告	36
perfect /'pɜ:fɪkt/ adj. 完美的; 理想的	60	v. 汇报; 报道	
person /'pɜ:sn/ n. 人	34	*respect /rɪ'spekt/ v., n. 尊重; 尊敬	58
phone /fəʊn/ n. 电话 v. 打电话	10	rest /rest/ n. 休息时间; 剩余部分	8
piece /pi:s/ n. 一片, 一件, 一篇	32	v. 休息	
pig /pɪɡ/ n. 猪	65	restaurant /'restrɒnt/ n. 餐馆; 餐厅	32
plan /plæn/ n. 计划; 打算 v. 计划; 谋划	47	review /rɪ'vju:/ v. 复习; 回顾	59
point /pɔɪnt/ n. 观点; 尖端, 点 v. 指向	10	n. 评审; 评论	
police /pə'li:s/ n. 警察部门; 警方	22	rice /raɪs/ n. 米饭; 大米	34
police station 警察局	22	ring /rɪŋ/ v. 响起铃声; 给……打电话	18
post /pəʊst/ n. 邮政; 职位;	22	n. 戒指	
v. 邮寄; 张贴; 发布		road /rəʊd/ n. 路, 道路, 公路	22
post office 邮局	22	rock /rɒk/ n. 摇滚乐; 岩石	46
postcard /'pəʊstkɑ:d/ n. 明信片	47	routine /ru:'ti:n/ n. 常规; 正常顺序	5
*poster /'pəʊstə/ n. 海报	59	rubbish /'rʌbɪʃ/ n. 垃圾; 废弃物	18
potato /pə'tetəʊs/ n. 马铃薯, 土豆	29		
pound /paʊnd/ n. 英镑; 磅	30	S	
practise /'præktɪs/ v. 训练; 练习	8	sad /sæd/ adj. 难过的; 悲哀的	56
price /praɪs/ n. 价格; 价钱	30	safe /seɪf/ adj. 安全的	8
primary /'praɪməri/ adj. 小学教育的;	53	safety /'seɪfti/ n. 安全; 平安	10
初级的; 最初的		salad /'sæləd/ n. 沙拉	32
primary school 小学	53	salt /sɔ:lt/ n. 盐	34
project /'prɒdʒekt/ n. 专题研究; 项目	47	sand /sænd/ n. 沙	48
proud /praʊd/ adj. 骄傲的; 自豪的	58	sandwich /'sænwɪdʒ/ n. 三明治	32
		scarf /skɑ:f/ n. 围巾; 披巾	42
Q		scientist /'saɪəntɪst/ n. 科学家	66
quickly /'kwɪkli/ adv. 迅速地; 立即	61	sea /si:/ n. 海; 海洋	46
quiet /'kwɪət/ adj. 安静的	56	season /'si:zn/ n. 季节; 赛季	41
		second /'sekənd/ num. 第二	46
R		secret /'si:kret/ n. 秘密	34
rabbit /'ræbɪt/ n. 兔子	66	adj. 秘密的; 保密的	
rainy /'reɪni/ adj. 下雨的; 多雨的	41	seldom /'seldəm/ adv. 不常; 很少	6
reach /ri:tʃ/ v. 足够达到; 达到; 到达	68	send /send/ v. 发送	20
reason /'ri:zn/ n. 原因; 理由	48	sentence /'sentəns/ n. 句子	60

September /sep'tembəl/ <i>n.</i> 九月	42	stone /stəʊn/ <i>n.</i> 石头	48
seventh /'sevnθ/ <i>num.</i> 第七	46	storm /stɔ:m/ <i>n.</i> 暴风雨	10
sheep /ʃi:p/ <i>n.</i> 羊; 绵羊	65	story /'stɔ:ri/ <i>n.</i> 叙述; 故事	56
shorts /ʃɔ:ts/ <i>n.</i> 短裤	42	street /stri:t/ <i>n.</i> 大街; 街道	22
*sightseeing /'saɪtsi:ŋ/ <i>n.</i> 观光; 游览	44	suddenly /'sʌdnli/ <i>adv.</i> 突然; 猛然	70
simple /'sɪmpl/ <i>adj.</i> 简单的; 容易的	60	sugar /'ʃʊgəl/ <i>n.</i> 糖	34
sir /sɜ:/ <i>n.</i> 先生	32	suggestion /sə'dʒestʃən/ <i>n.</i> 建议; 提议	60
sixth /sɪksθ/ <i>num.</i> 第六	53	summer /'sʌmə/ <i>n.</i> 夏天	41
skate /skeɪt/ <i>v.</i> 滑冰	49	sun /sʌn/ <i>n.</i> 太阳; 阳光	44
*ski /ski:/ <i>v.</i> 滑雪	49	sunny /'sʌni/ <i>adj.</i> 晴朗的	41
skirt /skɜ:t/ <i>n.</i> 女裙	42	*sweep /swi:p/ <i>v.</i> 扫; 清扫	18
sleep /sli:p/ <i>v., n.</i> 睡觉	5	swimmer /'swɪmə/ <i>n.</i> 游泳者	34
slow /sləʊ/ <i>adj.</i> 缓慢的	20		
slowly /'sləʊli/ <i>adv.</i> 慢速地; 缓慢地	57	T	
smile /smaɪl/ <i>v., n.</i> 微笑	56	take a shower 洗淋浴	5
smoke /sməʊk/ <i>v.</i> 吸烟; 抽烟 <i>n.</i> 烟	10	tea /ti:/ <i>n.</i> 茶	32
*snack /snæk/ <i>n.</i> 点心; 小吃	36	tenth /tenθ/ <i>num.</i> 第十	53
snake /sneɪk/ <i>n.</i> 蛇	66	test /test/ <i>n.</i> 测验, 测试; 检查	58
snow /snoʊ/ <i>n.</i> 雪; 雪花 <i>v.</i> 下雪	42	<i>v.</i> 测验; 试验	
snowy /'snəʊi/ <i>adj.</i> 下雪的; 多雪的	41	text /tekst/ <i>n.</i> 文本; 文章 <i>v.</i> 发短信	20
someone /'sʌmwʌn/ <i>pron.</i> 某人	8	than /ðən/ <i>prep.</i> 比	36
something /'sʌmθɪŋ/ <i>pron.</i> 某事; 某物	58	third /θɜ:d/ <i>num.</i> 第三	53
sometimes /'sʌmtaɪmz/ <i>adv.</i> 有时;	6	thought /θɔ:t/ <i>n.</i> 想法	34
间或		through /θru:/ <i>prep.</i> 穿过; 通过;	73
soup /su:p/ <i>n.</i> 汤	32	自始至终 <i>adv.</i> 通过; 自始至终	
south /sauθ/ <i>n.</i> 南; 南方 <i>adj.</i> 南方的	30	tiger /'taɪgəl/ <i>n.</i> 老虎	65
speed /spi:d/ <i>n.</i> 速度	60	tomato /tə'mɑ:təʊ/ <i>n.</i> 蕃茄, 西红柿	29
spend /spend/ <i>v.</i> 花(钱、时间)	42	tomorrow /tə'mɒrəʊ/ <i>adv.</i> 明天	44
spread /spred/ <i>v.</i> 展开; 张开; 传播	68	tonight /tə'naɪt/ <i>adv.</i> 今晚	46
spring /sprɪŋ/ <i>n.</i> 春天	41	tool /tu:/ <i>n.</i> 工具	20
square /skweə/ <i>n.</i> 广场	24	tooth /tu:θ/ <i>n.</i> 牙齿	5
star /stɑ:/ <i>n.</i> 恒星; 星; 明星	12	top /tɒp/ <i>n.</i> 最高级别; 顶端	34
station /'steɪʃn/ <i>n.</i> 站, 所, 局;	22	total /'təʊtl/ <i>adj.</i> 总的; 全部的	30
火车站; 电视台		tour /tuə/ <i>n.</i> 旅行; 旅游	46
stay /steɪ/ <i>v.</i> 停留; 待	10	tourist /'tuərist/ <i>n.</i> 旅行者; 游客	42
stay away from 离开; 不接近	10	town /taʊn/ <i>n.</i> 镇	24
still /stɪl/ <i>adv.</i> 还是; 仍然	54	traffic /'træfɪk/ <i>n.</i> 交通	54
<i>adj.</i> 静止的; 平静的	68	train /treɪn/ <i>n.</i> 火车	22

*trainer /'treɪnə/ *n.* 运动鞋 42
 training /'treɪnɪŋ/ *n.* 训练; 培训 8
 travel /'trævl/ *v.* 旅行 *n.* 旅行; 旅游 10
 trip /trɪp/ *n.* 旅行, 旅游 46
 trouble /'trʌbl/ *n.* 问题; 麻烦; 困难 58
 truck /trʌk/ *n.* 卡车 54
 true /tru:/ *adj.* 确实的; 真正的 54
 try /traɪ/ *v.* 试; 试图 *n.* 尝试; 努力 8
 try one's best 尽某人最大努力 8
 T-shirt /'ti:ʃɜ:t/ *n.* T恤衫 42

U

ugly /'ʌɡli/ *adj.* 丑陋的, 难看的 66
 underground /'ʌndəgraʊnd/ *n.* 地铁 22
 understand /'ʌndə'stænd/ *v.* 懂; 理解 60
 unit /'ju:nɪt/ *n.* 单位; 单元 30
 unit price 单价 30
 useful /'ju:sfl/ *adj.* 有用的; 有益的 66

V

vegetable /'vedʒtəbl/ *n.* 蔬菜 29
 village /'vɪlɪdʒ/ *n.* 村庄; 村镇 48
 violin /,vaɪə'li:n/ *n.* 小提琴 17
 visitor /'vɪzɪtə/ *n.* 来访者; 参观者 44

W

walk /wɔ:k/ *v.* 走; 步行 *n.* 步行 10
 wallet /'wɒlɪt/ *n.* 钱包; 皮夹子 31

warm /wɔ:m/ *adj.* 温暖的 41
 warmly /'wɔ:mli/ *adv.* 温暖地 70
 wash /wɒʃ/ *v.* 洗 5
 water /'wɔ:tə/ *v.* 给……浇水 *n.* 水 18
 watermelon /'wɔ:tə'melən/ *n.* 西瓜 29
 way /weɪ/ *n.* 路线; 路; 方法 22
 wear /weə/ *v.* 穿; 戴 42
 weather /'weðə/ *n.* 天气 41
 website /'websaɪt/ *n.* 网站 20
 weight /weɪt/ *n.* 重量 30
 while /waɪl/ *n.* 一会儿 *conj.* 在……期间 20
 wide /waɪd/ *adv.* 尽可能远地; 充分地 68
 adj. 宽阔的; 宽的
 wild /waɪld/ *adj.* 自然生长的, 野生的 65
 n. 野生环境
 will /wɪl/ *v.* 要; 会; 愿 42
 wind /wɪnd/ *n.* 风 44
 windy /'wɪndi/ *adj.* 有风的 41
 winter /'wɪntə/ *n.* 冬天 41
 wonderful /'wʌndəfl/ *adj.* 精彩的; 使人愉快的 18
 worry /'wʌri/ *v.* 担心; 担忧 18
 would /wʊd/ *v.* 打算, 想要; 过去常常 32
 writer /'raɪtə/ *n.* 作家; 作者 58

Y

yesterday /'jestədəɪ/ *adv.* 在昨天 54
 n. 昨天

Irregular Verbs

Base form	Simple past	Base form	Simple past
be	was, were	grow	grew
bear	bore	hang (悬挂)	hung
become	became	have / has	had
begin	began	hear	heard
break	broke	hide	hid
bring	brought	hit	hit
build	built	hold	held
burn	burnt / burned	hurt	hurt
buy	bought	keep	kept
can	could	know	knew
catch	caught	lay	laid
choose	chose	lead	led
come	came	learn	learnt/ learned
cost	cost	leave	left
cut	cut	lend	lent
deal	dealt	let	let
do	did	lie (躺)	lay
draw	drew	light	lit / lighted
dream	dreamt / dreamed	lose	lost
drink	drank	make	made
drive	drove	may	might
eat	ate	mean	meant
fall	fell	meet	met
feed	fed	mistake	mistook
feel	felt	must	must
fight	fought	pay	paid
find	found	put	put
fly	flew	read /ri:d/	read /red/
forget	forgot	ride	rode
get	got	ring	rang
give	gave	run	ran
go	went	say	said

Base form	Simple past	Base form	Simple past
see	saw	stand	stood
sell	sold	steal	stole
send	sent	stick	stuck
set	set	swim	swam
shake	shook	take	took
shall	should	teach	taught
shine	shone	tell	told
sing	sang	think	thought
sit	sat	throw	threw
sleep	slept	understand	understood
smell	smelt / smelled	wake	woke
speak	spoke	wear	wore
spell	spelt / spelled	will	would
spend	spent	win	won
spread	spread	write	wrote

北京师范大学出版社

后 记

《北师大版义务教育教科书》由众多国家基础教育课程标准研制组负责人和核心成员、学科专家、教育专家、心理学专家和特级教师参加编写，研究基础深厚、教育理念先进、编写质量上乘、服务水平专业。教材力求反映国家基础教育课程标准精神，重视多种信息资源手段的利用，体现最新的学科进展，强调知识、技能在实际生活中的应用，贴近学生生活，关注学生的学习过程，促进每一个学生的全面发展，满足学生多样化的学习需求。

《北师大版义务教育教科书·英语》（7~9年级）结合初中学生学习英语的特点，以培养学生的综合语言运用能力为目标，以教会学生“用英语做事情”为基本思路，以话题、结构、功能和学会学习为编排主线，科学合理地安排教材容量和难度，精心编选有利于促进学生语言、思维、情感、策略和文化意识整体发展的语言素材，循序渐进地引导学生发展语言能力、思维能力和自主学习能力，帮助学生形成积极向上的情感态度价值观和初步的跨文化交流的意识。

本教材的教学活动设计力求从学生生活经验、学习兴趣和认知特点出发，倡导在语境中理解和体验语言的意义，通过参与、体验、探究、实践等多种活动形式，帮助学生巩固和内化语言，逐步形成语言学习的自信心和运用所学语言交流信息与经历、表达观点和情感的能力。

为了确保本教材与小学和高中英语课程的有效衔接，教材遵循语言学习的规律，精选学习内容，力求从知识体系、能力发展、情感态度、文化意识和学习策略等各方面起到承接小学、开启高中的作用，保证英语学习的整体性、渐进性和持续性。

本套教材主编王蔷，副主编曹瑞珍、陈则航；编写组成员有马欣、王琦、蒋京丽、刘雯、王源等。还有很多实验区教研员和一线教师为教材的编写和修改提供了宝贵的意见，在此一并表示衷心的感谢！

希望广大师生在使用过程中提出宝贵意见，以便我们进一步修改和完善。欢迎来电来函与我们联系：北京师范大学出版社初中英语编辑室（100088），（010）58806740，czyy@bnupg.com。