



义务教育教科书

英语

ENGLISH

三年级起点

三年级 下册



北京师范大学出版社
BEIJING NORMAL UNIVERSITY PRESS

义务教育教科书

ENGLISH

英语

三年级起点

三年级 下册

主 编 王 蔷 Ken Methold
副主编 曹瑞珍 陈则航



北京师范大学出版社
· 北京 ·


Contents



Unit 7	Fruits	2
Unit 8	Vegetables	14
Unit 9	Numbers	26
Unit 10	Colors	38
Unit 11	I Can	50
Unit 12	Review	62
	Progress Check	70
	Uncle Booky's ABC	74
	Vocabulary	75
	Word List	77







Unit 7 Fruits




It's a banana.

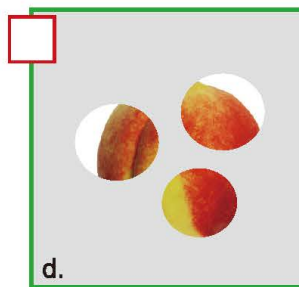

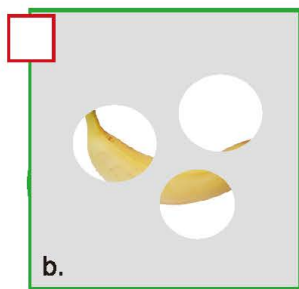

1 Listen and Read



2 Learn to Say



3 Listen, Number and Say





Is it a pear?


1



Listen and Read

5


What's this, Mocky?
Is it a pear?



No, it isn't.
It's a strawberry.

6

What's this?
Is this a pear?




Yes, it is. It's a
pear. It's sweet.

Oooh, yum!



7

What's that?



It's a lemon.

8



No, Lulu! No!



Yuk! It's sour!



2 Talk Together



3 Let's Sing

Mom! Mom! Dear Mom!
Have you any pears?
Yes, dear. Yes, dear.
Three pears here.

One for my sister.
One for myself.
One for the little boy,
Who cries for the pear.





Lesson


3

Have Fun


1




Listen and Number



a.




b.



c.



d.



2



Game Time

What's this?
Is it a pear?

Is it a banana?

No, it isn't.

Yes, it is.



3 Show Time

Act out the story in groups with the help of the pictures.



4 Uncle Booky's Blackboard

What's this?
It's a nut.

What's that?
It's a lemon.



Is it a nut?
Yes, it is.

Is it a pear?
No, it isn't.



Lesson


4

Get It Right


1



Listen and Repeat




baby



boat




book




bear



pen



pear



pineapple



pencil

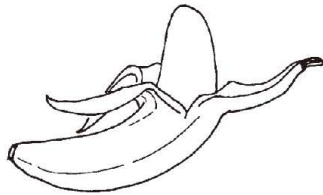
2



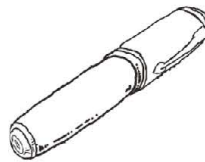
Listen and Write



_each



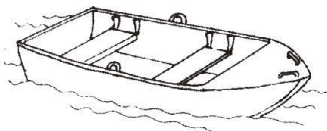
_anana



_en



_encil



_oat



_oy



_ineapple



_anda

③ Trace and Copy

It's a nut.



Blank handwriting lines for copying the sentence.

It's a banana.




Blank handwriting lines for copying the sentence.

It's an orange.



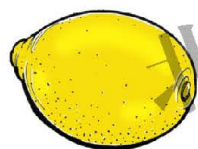
Blank handwriting lines for copying the sentence.

It's a peach.




Blank handwriting lines for copying the sentence.

④ Find and Circle



lemon


a	b	a	n	a	n	a
l	m	k	o	p	q	r
<u>l</u>	n	p	e	a	c	h
e	a	p	p	l	e	j
m	d	c	b	t	p	s
o	r	a	n	g	e	d
<u>n</u>	u	z	u	x	a	a
v	w	c	t	y	r	b



banana




apple




pear



nut



orange




peach

1 Let's Chant





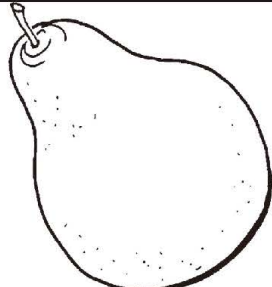
Is it an orange?
Is it a pear?
Is it an apple
Hanging up there?

Is it a lemon?
Is it a nut?
Is it a strawberry
Lying up there?

Is it a kite?
Is it a bird?
Is it a plane
Flying up there?



2 Read and Check (✓)

	<p>1. What's this?</p> <p>It's a lemon. <input type="checkbox"/></p> <p>It's an apple. <input type="checkbox"/></p>
	<p>2. Is this a peach?</p> <p>Yes, it is. <input type="checkbox"/></p> <p>No, it isn't. <input type="checkbox"/></p>
	<p>3. What's this?</p> <p>It's a nut. <input type="checkbox"/></p> <p>It's a banana. <input type="checkbox"/></p>
	<p>4. Is this a strawberry?</p> <p>Yes, it is. <input type="checkbox"/></p> <p>No, it isn't. <input type="checkbox"/></p>
	<p>5. Is this a pear?</p> <p>Yes, it is. <input type="checkbox"/></p> <p>No, it isn't. <input type="checkbox"/></p>



Lesson


6

Round Up

① Say the names of the fruits. 说出下列水果的英语名称。



② Look and answer the questions. 看图回答问题。



What's this?

- a. It's a banana.
- b. It's a watermelon.



Is it a lemon?

- a. Yes, it is.
- b. No, it isn't.



What's this?

- a. It's an apple.
- b. It's an orange.



Is it a pineapple?

- a. Yes, it is.
- b. No, it isn't.



What's this?



Is it a banana?

③ Group the words. 根据首字母发音给单词分组。

baby pen pear book

boat ball pencil bag




baby

pen

Self-assessment 自评表

- 我能说出所学水果的英语名称 😊 😐 😞
- 我乐意和同学一起学习英语 😊 😐 😞
- 我喜欢本单元的故事 😊 😐 😞
- 我喜欢本单元的歌曲和歌谣 😊 😐 😞
- 我喜欢听录音、读故事 😊 😐 😞

Uncle Booky's Storytime



Unit 8 Vegetables






Lesson


1

They're tomatoes.


1 Listen and Read



2 Learn to Say



3 Listen and Circle





Are these mushrooms?

1 Listen and Read

6



Here is the shopping list.

7



Let me help you!

8

Are these mushrooms?



No, they aren't. They're onions.

9

Are these mushrooms?



Yes, they are.


10

Ah, I love carrots!



11

No, Mocky! It's not right!



2 Talk Together


Are these onions?

No, they aren't. They're potatoes.




OK, potatoes.

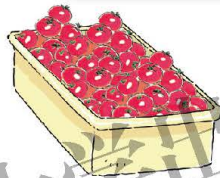
Good, thank you.



mushrooms



carrots



tomatoes




beans

3 Let's Sing

Yes, these are potatoes.
 Yes, these are potatoes.
 No, they aren't cabbages.
 No, they aren't mushrooms.
 Yes, they are potatoes.

Yes, these are tomatoes.
 Yes, these are tomatoes.
 No, they aren't onions.
 No, they aren't carrots.
 Yes, they are tomatoes.






1




Listen and Number



2

Game Time



3 Show Time

Act out the story in groups with the help of the pictures.



4 Uncle Booky's Blackboard

What are these?

They're beans.

What are those?

They're onions.

They're = They are



Are these beans?

Yes, they are.

Are those potatoes?

No, they aren't.

aren't = are not



Lesson


4

Get It Right

1 Listen and Repeat




taxi




tomatoes



turtle



tea




deer



desk



dog



duck


2 Match the Sounds



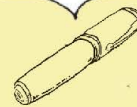
taxi



tomatoes



door



pen



deer



carrots



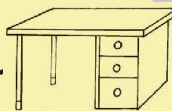
ball



tea



dog



desk



turtle




peach

3 Trace and Copy



They are tomatoes.



They are carrots.

These are onions.



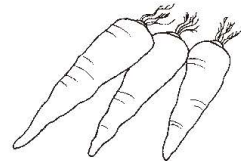
Those are mushrooms.




4 Read and Match



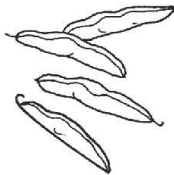
They are carrots.



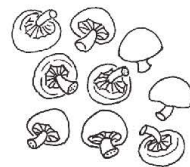
They are cabbages.



They are mushrooms.



They are beans.



They are onions.



Lesson

5

Have a Try

1 Let's Chant



Tomato in a sandwich,
Do you want to eat it?
Yes, yes, yes,
Yes, I do.




Tomato in a salad,
Do you want to eat it?
Yes, yes, yes,
Yes, I do.

Tomato in tea,
Do you want to drink it?
No, no, no,
That's for you.



2 Culture Corner

English breakfast:



egg

bacon






tomato

beans

sausage

What do you have for breakfast?

3 Read and Check (✓)





Lesson

6

Round Up

1 Say the names of the vegetables. 说出下列蔬菜的英语名称。



2 Look and answer the questions. 看图回答问题。



- What are these?
- a. They're carrots.
 - b. They're potatoes.



- Are these tomatoes?
- a. Yes, they are.
 - b. No, they aren't.



- What are these?
- a. They're cabbages.
 - b. They're onions.



- Are these tomatoes?
- a. Yes, they are.
 - b. No, they aren't.



What are these?



Are these carrots?

3 Group the words. 根据首字母发音给单词分组。

taxi deer tomatoes desk

turtle dog tea duck




taxi

deer

Self-assessment 自评表

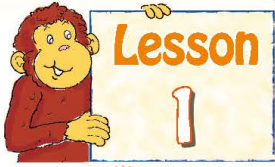
- 我能说出所学蔬菜的英语名称 😊 😐 😞
- 我能积极参加课堂活动 😊 😐 😞
- 我喜欢本单元的故事 😊 😐 😞
- 我喜欢本单元的歌曲和歌谣 😊 😐 😞
- 我喜欢和同学一起表演故事 😊 😐 😞

Uncle Booky's Storytime








Unit
9

Numbers



How many birds are there?

1 Listen and Read



2 Learn to Say



1

one

2

two

3

three


4

four

5

five

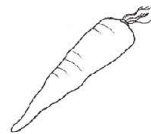
3 Listen and Match



one



two



three



four



five



Lesson

2

There's a big crocodile.

1




Listen and Read

Mocky, are you OK?




6

I'm OK. Wow, Lulu! There are six eggs.




7

No, Mocky, there are five eggs. Look out!



8

Oh, it's a small crocodile.



9

Ohhhhhhhhhh!


There's a big crocodile.

Eeeeeee! Eeeeeee!



2 Talk Together

Mocky! How many eggs are there?



Let me see. One, two ... There are six eggs.

6

six

7

seven

8

eight

9

nine

10

ten

3



Let's Sing

One potato,
Two potatoes,
Three potatoes,
Four!

Five potatoes,
Six potatoes,
Seven potatoes,
More!

Eight potatoes,
Nine potatoes,
Ten potatoes,
All!





Lesson 3

Have Fun

1 Listen and Check (✓)



2 Game Time



How many onions are there, Li Jia?



Let me see. One, two, three ... There are five.

3 Show Time

Act out the story in groups with the help of the pictures.



4 Uncle Booky's Blackboard



How many birds are there?

There are seven birds.

How many flowers are there?

There are eight flowers.

There's a nest.

There are six eggs.







Lesson

4

Get It Right

1 Listen and Repeat




2 Listen and Write

7

_even



_ister




_oo

0

_ero




_trawberry



_un



_mile



_ebra

③ Trace and Copy

How many eggs are there?

There are five.




How many birds are there?


There are two.



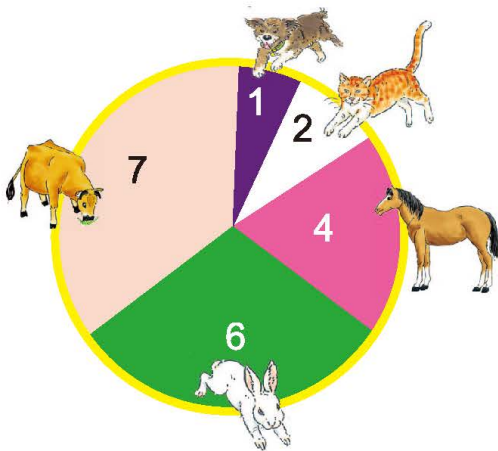
There's a rabbit.




There are three cows.



④ Read and Check (✓)



- 
- There is one dog.
Yes No
 - There are three cats.
Yes No
 - There are five horses.
Yes No
 - There are seven cows.
Yes No
 - There are eight rabbits.
Yes No



Lesson 5

Have a Try


1 Let's Chant



One, two, three, four, five,
 Once I caught a fish alive.
 Six, seven, eight, nine, ten,
 Then I let it go again.
 Why did you let it go?
 Because it bit my finger so.
 Which finger did it bite?
 This little finger on my right.

2 Culture Corner

American Sign Language: Numbers




How do you count numbers?

3 Read and Circle


1. How many birds are there?

There are two.
 four.
 three.



2. How many eggs are there?

There are five.
 six.
 seven.



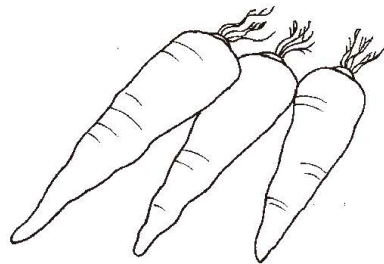
3. How many flowers are there?

There are four.
 six.
 seven.



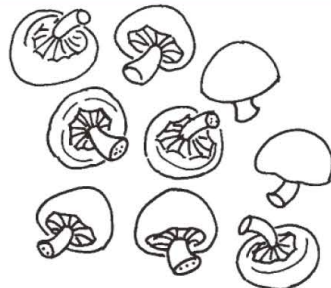
4. How many carrots are there?

There are three.
 four.
 eight.



5. How many mushrooms are there?

There are nine.
 ten.
 four.





Lesson

6

Round Up

① Write the numbers in English. 用英语写出下列数字。

2

8

10

1

4

② Look and answer the questions. 看图回答问题。



How many bikes are there?

How many boys are there?

How many cats are there?

How many girls are there?

How many bags are there?

③ Group the words. 根据首字母发音给单词分组。

snake zoo salad zipper

six zebra sun zero

snake





zoo

Self-assessment 自评表

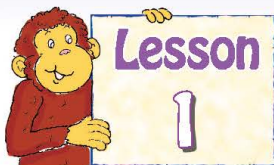
- 我能用英语从1数到10
😊 😐 😞
- 我能认读10以内的英语数字
😊 😐 😞
- 我能用英语从1写到10
😊 😐 😞
- 我能跟随录音表演故事
😊 😐 😞
- 我喜欢和同学一起玩英语游戏
😊 😐 😞



Uncle Booky's Storytime





Unit 10 Colors



What color is it?


1 Listen and Read



2 Learn to Say



red



blue



green



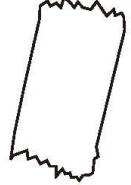
yellow



black





brown



white



3 Listen and Point





Lesson

2

Her cat is black.

1 Listen and Read

6 Uncle Booky, we need your help.

I lost my cat.

I lost my dog.

7 Look! There are many dogs here.

Jimmy, Jimmy, are you there?

8 Is this your Jimmy?

Yes, it's Jimmy. Thank you so much!

9 What color is the cat?

Her cat is black, Uncle Booky.

10 There is only one black cat. Come with me!

11 Oh, my Kitty!


It's up in the tree!

2 Talk Together

Guess. What color are the birds?

Are they yellow?

No, they aren't.
Look! They are blue.



3 Let's Sing

Lost my little dog. What'll I do?
Lost my little dog. What'll I do?
Lost my little dog. What'll I do?
Can you help me, dear friend?

What color is it? Is it black?
What color is it? Is it white?
What color is it? Is it brown?
I can help you, dear friend.


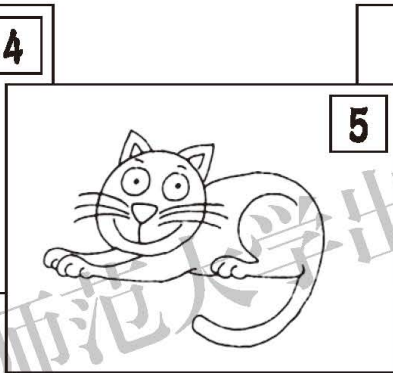








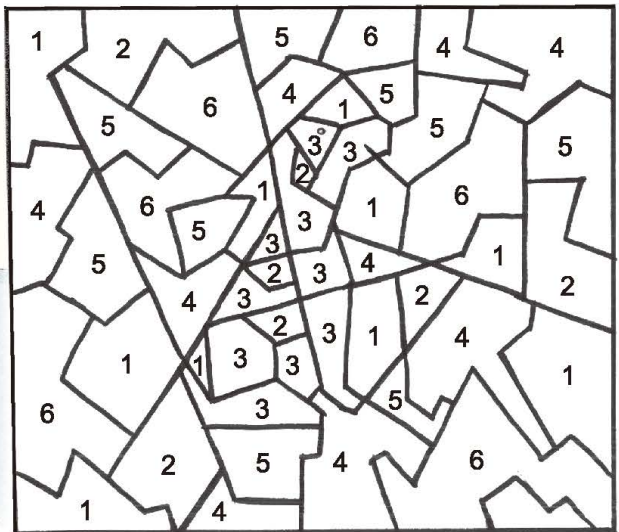
Lesson 3

Have Fun

1 Listen and Color



2 Game Time



3 Show Time

Act out the story in groups with the help of the pictures.



4 Uncle Booky's Blackboard

What color is your
dog?

It's brown.

What color are
the birds?

They are green.



What color is it?
It's blue.

What color are
they?

They are yellow.




Lesson


4

Get It Right


1 Listen and Repeat



ladder




lemon



Lulu




moon



money



mushroom



noodles




nut



nest

2 Listen and Circle

l



noodles



mother



ladder

1

one


m




Mocky



Lulu



nest

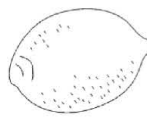


name

n



moon



lemon

9

nine



ladder

3 Trace and Copy



It's red.

Blank handwriting lines for copying the sentence.



It's yellow.

Blank handwriting lines for copying the sentence.

They are blue.



Blank handwriting lines for copying the sentence.


They are green.




Blank handwriting lines for copying the sentence.

4 Color and Ask

Color the picture.



Ask your friends. Are your pictures the same?



My ruler is red. What color is your ruler?

It's blue.



Lesson 5

Have a Try

1 Let's Chant



2 Culture Corner

They are red in the UK.



What color are they in China?

3 Read and Color



1. The bird is red.

2. The duck is blue.

3. The bear is brown.

4. The rabbits are black.

5. The flowers are yellow.





Lesson

6

Round Up

1 Say their colors. 说出下列动物与蔬菜的颜色。



These tomatoes are red.



2 Answer the questions. 回答问题。

What color is your pencil box? It's _____.

What color is your bag? It's _____.

What color is your ruler? It's _____.

What color is your pencil? It's _____.

3 Group the words. 根据首字母发音给单词分组。

moon ladder Lulu noodles nut

mushroom nest lemon money

ladder

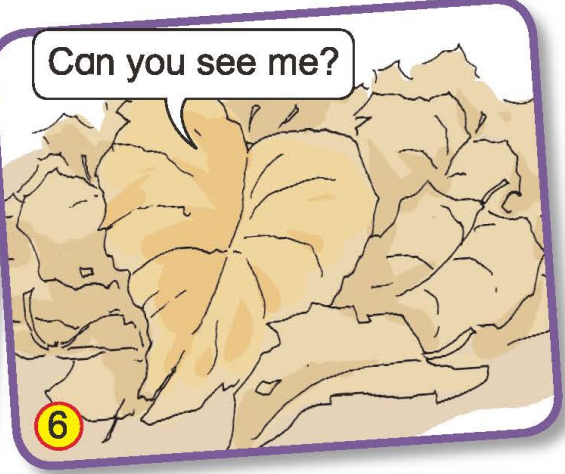




noodles

moon

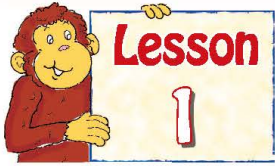
Self-assessment 自评表

- 我能用英语问颜色
- 我能根据英语指令涂颜色
- 我能用英语说出物品的颜色
- 我喜欢本单位的歌曲和歌谣
- 我喜欢本单元的故事

Uncle Booky's Storytime






Unit 11 I Can





I can climb.

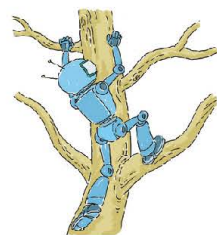
1 Listen and Read




2 Learn to Say



run




climb



walk




jump



speak

3 Listen and Number



a.

run



b.

read



c.

jump






d.

see a house




Ann can't walk.

1 Listen and Read



2 Talk Together



sing



dance



draw




swim



write



3 Let's Sing



I can walk.
One, two, three.
I can walk. Look at me!

I can run.
One, two, three.
I can run. Look at me!

I can swim.
One, two, three.
I can swim. Look at me!





Lesson 3


Have Fun

1 Listen and Check (✓)




Mary		✓			
Tom					
I					
my friend					

2 Game Time



3 Show Time

Act out the story in groups with the help of the pictures.



4 Uncle Booky's Blackboard

I can run.
You can draw.
She can read.
He can dance.
It can swim.



Can you sing?
Yes, I can.
Can you walk?
No, I can't.
Can you see our house?
Yes, I can.
Can you climb this tree?
No, I can't.



Lesson

4

Get It Right


1 Listen and Repeat




house




hand




hat




help




rabbit



ruler




red

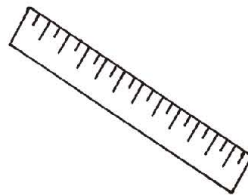


rat

2 Read and Circle




hat
rat
red
bed



read
rabbit
rooster
ruler



hand
house
help
horse



rat
cat
hat
cap

③ Trace and Copy

I can run.



Blank handwriting lines for copying the sentence 'I can run.'

He can draw.



Blank handwriting lines for copying the sentence 'He can draw.'

She can sing.



Blank handwriting lines for copying the sentence 'She can sing.'

It can swim.



Blank handwriting lines for copying the sentence 'It can swim.'

④ Read and Check (✓)



A tiger can swim, but it can't climb.



A panda can swim, but it can't walk.



An elephant can walk, but it can't run.




A duck can sing, but it can't dance.



1



Let's Chant



An elephant can walk.

Walk, walk, walk.

A frog can jump.

Jump, jump, jump.

A fish can swim.

Swim, swim, swim.

An egg can roll.

Roll, roll, roll.

2 Read and Match



I can sing.

I can dance.



I can draw a
bird.



I can read.



I can't climb
the tree.



I can't swim.



Round Up

1 Think and write. 想一想，写一写。

I can _____.

I can _____.

I can _____.

2 Look and answer the questions. 看图回答问题。



Can he swim?
a. Yes, he can.
b. No, he can't.



Can he run?
a. Yes, he can.
b. No, he can't.



Can she speak?
a. Yes, she can.
b. No, she can't.



Can he climb the tree?
a. Yes, he can.
b. No, he can't.

3 Group the words. 根据首字母发音给单词分组。

ruler house red

hand rat hat rabbit






hand

ruler

Self-assessment 自评表





- 我能用英语说我能够做什么
😊 😐 😞
- 我能根据老师的指令做动作
😊 😐 😞
- 我喜欢本单元的故事
😊 😐 😞
- 我喜欢本单元的歌曲和歌谣
😊 😐 😞
- 我喜欢表演本单元的故事
😊 😐 😞




Uncle Booky's Storytime



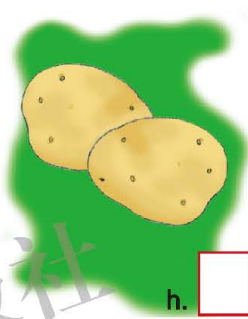
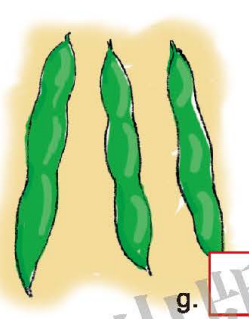
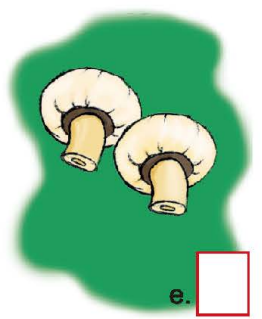


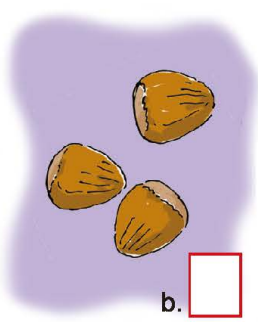

Unit 12 Review

1 Listen and Read





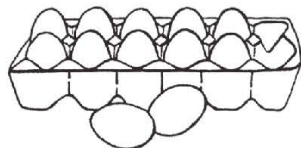
2 Listen and Number



3 Listen and Point


 snake	 ladder	 house	 ruler	 pear
 rabbit	 ball	 sun	 money	 zebra
 nut	 turtle	 deer	 duck	 bag

4 Read and Match




1. These are eggs.

2. Those are mushrooms.



3. This is a banana.




4. Those are onions.

5. Those are beans.


6. It's a pear.




7. These are tomatoes.



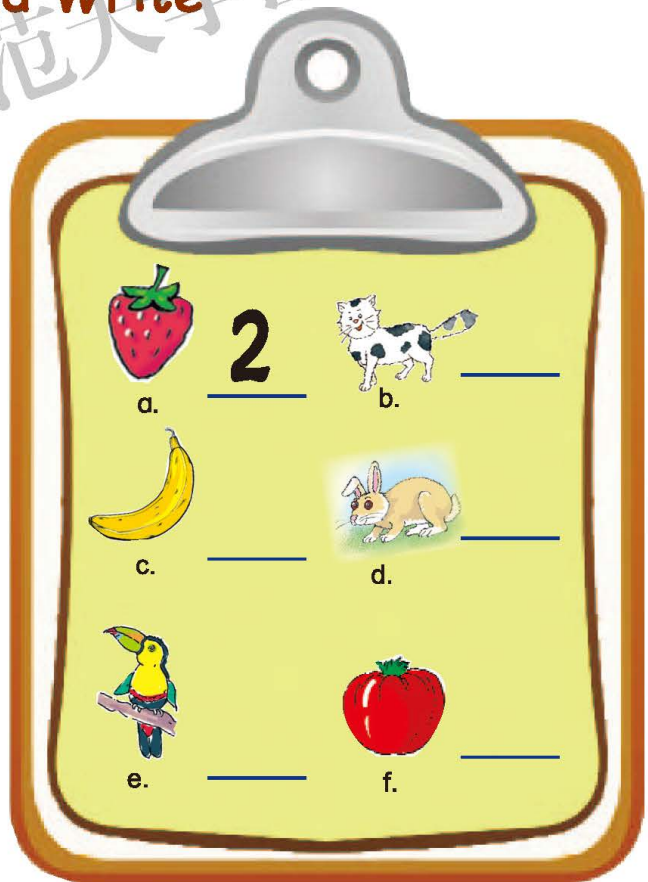
8. That's a watermelon.












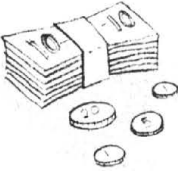






5 Talk Together



6 Listen and Write



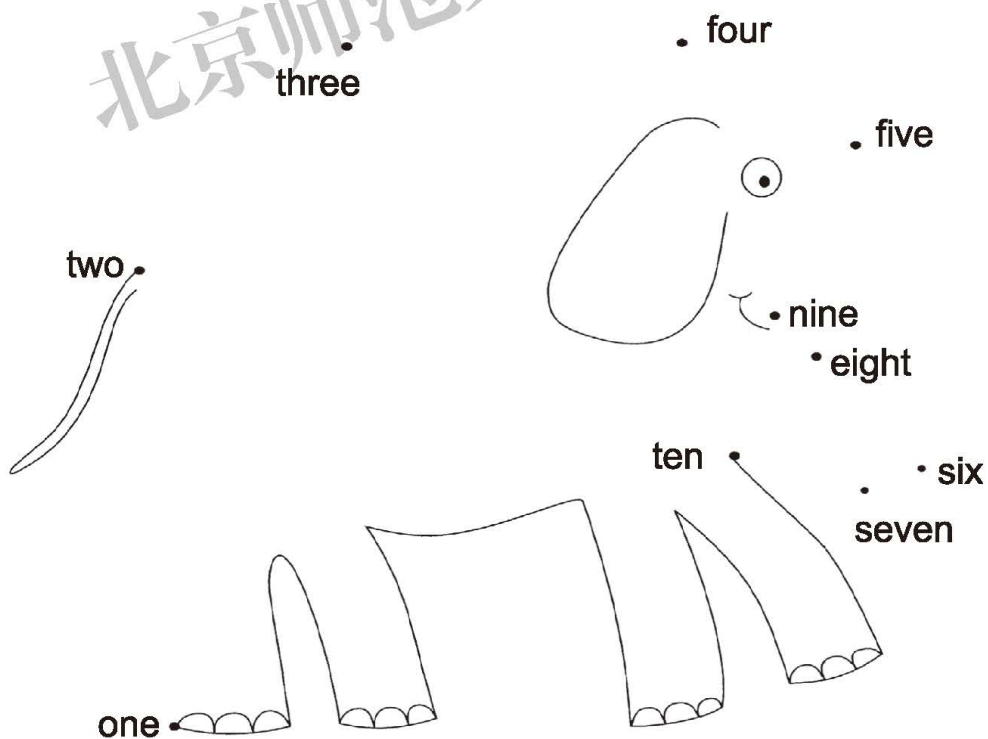
7 Write the Letters

 <p>1. ____ ear</p>	 <p>2. ____ ear</p>	 <p>3. ____ at</p>	 <p>4. ____ at</p>
 <p>5. ____ ebra</p>	 <p>6. ____ un</p>	 <p>7. ____ axi</p>	 <p>8. ____ eer</p>
 <p>9. ____ adder</p>	 <p>10. ____ oney</p>	 <p>11. ____ oodles</p>	 <p>12. ____ anda</p>
 <p>13. ____ abbit</p>	 <p>14. ____ omatoes</p>	 <p>15. ____ ero</p>	 <p>16. ____ oon</p>

8 Read and Answer

Can you run?	Yes <input type="checkbox"/>	No <input type="checkbox"/>
Can you dance?	Yes <input type="checkbox"/>	No <input type="checkbox"/>
Can you sing?	Yes <input type="checkbox"/>	No <input type="checkbox"/>
Can you draw?	Yes <input type="checkbox"/>	No <input type="checkbox"/>
Can you jump?	Yes <input type="checkbox"/>	No <input type="checkbox"/>
Can you climb a tree?	Yes <input type="checkbox"/>	No <input type="checkbox"/>

9 Join the Numbers



10 Read, Count and Check (✓)



ten apples



six bananas




seven potatoes



five tomatoes



eight mushrooms



two lemons



two cabbages



nine eggs



four pears

11 Answer the Questions



What's this?

It's a _____.



How many birds are there?

There are _____.



What color is his book?

It's _____.



What are these?


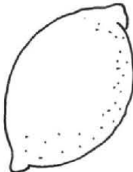

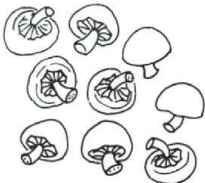






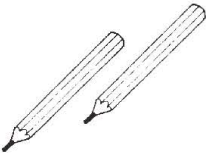

They are _____.

Self-assessment 自评表



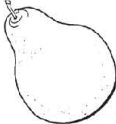



- | | | | |
|---------------------|---|---|---|
| • 我能用英语说出物品的颜色 | 😊 | 😐 | 😞 |
| • 我能用英语说出读、写、跑、跳等动作 | 😊 | 😐 | 😞 |
| • 我认识10以内的英语数字 | 😊 | 😐 | 😞 |
| • 我能跟随录音表演学过的故事 | 😊 | 😐 | 😞 |
| • 我喜欢学过的歌曲和歌谣 | 😊 | 😐 | 😞 |

Progress Check

1 Listen and Circle

1.  a.	 b.	 c.
2.  a.	 b.	 c.
3.  a.	 b.	 c.
4.  a.	 b.	 c.

2 Listen and Write

1.  _____	2.  _____
3.  _____	4.  _____
5.  _____	6.  _____

3 Read and Check (✓)




a. The rabbit can't swim.




b. He can read.



c. She can't dance.



d. This is a panda.




e. He can't draw a cat.



f. These are birds.

4 Read and Color



The cat is black.


The rabbit is yellow.

The dog is brown.




The duck is green.

The flowers are blue.

5 Write Down the Words



6 Answer the Questions

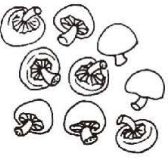


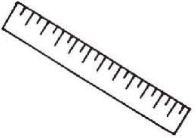

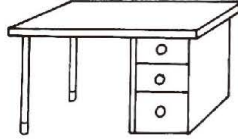




How many birds are there?

How many cows are there?















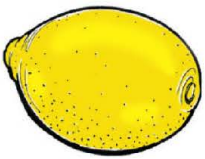












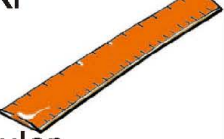
How many rabbits are there?

7 Check (✓) the Beginning Letter

	b	c	m
	y	t	h
	p	i	s
	x	r	g
	p	n	s
	v	l	d
	o	n	w
	z	c	q



Uncle Booky's ABC

Bb  baby	Pp  pear	Bb  ball	Pp  pencil
Tt  turtle	Dd  deer	Tt  taxi	Dd  duck
Ss  snake	Zz  zebra	Ss  sun	Zz  zoo
Ll  ladder	Mm  moon	Ll  lemon	Mm  money
Mm  mushroom	Nn  nut	Mm  moon	Nn  nest
Ll  lemon	Nn  noodles	Ll  ladder	Nn  nut
Hh  hand	Rr  rabbit	Hh  hat	Rr  ruler

Vocabulary



Unit 7

banana	香蕉	2
fruits	水果	2
*nut	坚果	2
an	一(个, 只)	3
apple	苹果	3
orange	橙子, 橘子	3
*peach	桃	3
*pear	梨	4
*strawberry	草莓	4
*sweet	甜的	4
*lemon	柠檬	4
*sour	酸的	4
*pineapple	菠萝	5
*watermelon	西瓜	5

Unit 8

they	他们; 她们; 它们	14
are		14
tomatoes	西红柿	14
these	这些	14
those	那些	14

*beans	豆角	14
*cabbages	卷心菜, 圆白菜	14
potatoes	土豆	14
*carrots	胡萝卜	15
help	帮助	16
you	你; 你们	16
*mushrooms	蘑菇	16
*onions	洋葱	16

Unit 9

how many	多少	26
birds	鸟, 鸟类	26
there	那里	26
eggs	蛋, 卵	26
flowers	花	26
one	一	26
two	二	26
three	三	26
five	五	26
four	四	27
big	大的	28

注: 带“*”号的为《义务教育英语课程标准(2011年版)》二级词汇表未收录的词汇, 后面的数字表示该词在教材中出现的页码。

*crocodile	鳄鱼	28	*climb	攀, 爬	50
small	小的	28	see	看见, 看到	50
six	六	28	our	我们的	50
seven	七	29	house	房屋	50
eight	八	29	read	阅读	51
nine	九	29	run	跑	51
ten	十	29	walk	走	51

Unit 10

color	颜色	38	speak	说话	51
brown	棕色; 棕色的	38	but	可是, 但是	52
black	黑色; 黑色的	38	listen	听	52
red	红色; 红色的	39	sing	唱歌	53
blue	蓝色; 蓝色的	39	dance	跳舞	53
green	绿色; 绿色的	39	draw	画	53
yellow	黄色; 黄色的	39	swim	游泳	53
white	白色; 白色的	39	write	写	53
many	许多	40			
thank you	谢谢你	40			
tree	树	40			

Unit 11

can	能	50
-----	---	----

Unit 12

please	请	62
candy	糖果	62
*cookies	饼干	62
monkey	猴子	63



Word List



A			E		
an	一(个, 只)	3	eggs	蛋, 卵	26
apple	苹果	3	eight	八	29
are		14	F		
B			five	五	26
banana	香蕉	2	flowers	花	26
*beans	豆角	14	four	四	27
big	大的	28	fruits	水果	2
birds	鸟, 鸟类	26	G		
black	黑色; 黑色的	38	green	绿色; 绿色的	39
blue	蓝色; 蓝色的	39	H		
brown	棕色; 棕色的	38	help	帮助	16
but	可是, 但是	52	house	房屋	50
C			how many	多少	26
*cabbages	卷心菜, 圆白菜	14	J		
can	能	50	jump	跳	51
candy	糖果	62	L		
*carrots	胡萝卜	15	*lemon	柠檬	4
*climb	攀, 爬	50	listen	听	52
color	颜色	38	M		
*cookies	饼干	62	many	许多	40
*crocodile	鳄鱼	28	monkey	猴子	63
D			*mushrooms	蘑菇	16
dance	跳舞	53			
draw	画	53			

注: 带“*”号的为《义务教育英语课程标准(2011年版)》二级词汇表未收录的词汇, 后面的数字表示该词在教材中出现的页码。

N		
nine	九	29
*nut	坚果	2

O		
one	一	26
*onions	洋葱	16
orange	橙子, 橘子	3
our	我们的	50

P		
please	请	62
*peach	桃	3
*pear	梨	4
*pineapple	菠萝	5
potatoes	土豆	14

R		
read	阅读	51
red	红色; 红色的	39
run	跑	51

S		
see	看见, 看到	50
seven	七	29
sing	唱歌	53
six	六	28
small	小的	28

*sour	酸的	4
speak	说话	51
*strawberry	草莓	4
*sweet	甜的	4
swim	游泳	53

T		
ten	十	29
thank you	谢谢你	40
there	那里	26
these	这些	14
they	他们; 她们; 它们	14
those	那些	14
three	三	26
tomatoes	西红柿	14
tree	树	40
two	二	26

W		
walk	走	51
*watermelon	西瓜	5
white	白色; 白色的	39
write	写	53

Y		
yellow	黄色; 黄色的	39
you	你; 你们	16



后 记

《北师大版义务教育教科书》由众多国家基础教育课程标准研制组负责人和核心成员、学科专家、教育专家、心理学专家和特级教师参加编写，研究基础深厚、教育理念先进、编写质量上乘、服务水平专业。教材力求反映国家基础教育课程标准精神，重视多种信息资源手段的利用，适当体现最新的学科进展，强调知识、技能与思想方法在实际生活中的应用，贴近学生生活，关注学生的学习过程，满足学生多样化的学习需求，促进每一位学生的全面发展。

《北师大版义务教育教科书·英语》(三年级起点)以儿童喜闻乐见的连环画故事为主线，以听故事、读故事、讲故事、演故事为主要学习活动，将语言学习置于真实有趣的生活情境中，力求体现“用英语做事情”的理念。教学活动的设计从小学生生活经验、学习兴趣和认知特点出发，倡导在语境中理解和体验语言的意义，通过参与、体验、探究、实践等多种活动形式，帮助学生巩固和内化语言，发展学习策略，渗透对学生正确的价值观和良好行为习惯的培养，帮助学生逐步形成语言学习的自信心和初步的语言运用能力，真正体现英语课程的工具性和人文性特征。

教材的编排和内容的选择遵循小学生语言学习的规律，突出循序渐进的语言学习过程，为学生达到小学阶段的英语教学要求奠定稳固的基础，为学生今后学习英语做好语言技能、语言知识、情感态度、学习策略和文化意识等方面的准备。

参与本册教材修改与讨论的人员有：马欣、尹宏、王建平、王曼怡、李棚、沈玲娣、陈飞、郑坤萍、赵春生、章兆丰、樊波。还有很多实验区的教研员和一线教师为教材的修改提供了宝贵的意见，在此一并表示衷心的感谢！

由于时间仓促，教材中的错误在所难免，恳请使用者批评指正。欢迎来电来函与我们联系：北京师范大学出版社基础教育分社(100875)，(010) 58802831。

北京师范大学出版社