



义务教育教科书

英语

ENGLISH

三年级起点

三年级 上册



北京师范大学出版社
BEIJING NORMAL UNIVERSITY PRESS

义务教育教科书

ENGLISH

英语

三年级起点

三年级 上册

主 编 王 蔷 Ken Methold
副主编 曹瑞珍 陈则航



北京师范大学出版社
· 北京 ·


Contents



Unit 1	Hello!	2
Unit 2	Friends	14
Unit 3	Playing Together	26
Unit 4	My Family	38
Unit 5	My Things	50
Unit 6	Review	62
	Progress Check	73
	Uncle Booky's ABC	77
	Vocabulary	78
	Word List	80
	Masks	83






Unit 1 Hello!




What's your name?


1 Listen and Read



2 Listen, Number and Say



3 Let's Sing





Lesson
2


I'm Ann.

1




Listen and Read

6



Come and meet
Uncle Booky!


7



Good morning,
children!

Good morning,
Uncle Booky!

8



Hi! I'm Uncle Booky.
What's your name?


Hi! I'm Ken.

I'm Ann.

Goodbye,
Uncle Booky!



2 Talk Together



3 Let's Sing

Hello, hello!
I'm Mocky.
I'm Mocky.

Hi! I'm Ken.

Hello, hello!
I'm Ann.
I'm Ann.

Hi! I'm
Uncle Booky.




1 Listen and Number




2 Game Time

Hello! I'm Miss Li.
What's your name?



Hello! I'm David!


Good morning! I'm David.
What's your name?



Good morning!
My name is Lily.

3 Show Time

Act out the story in groups with the help of the pictures.



4 Uncle Booky's Blackboard



Hello! What's your name?
 My name's Mocky.
 Hi! I'm Ken.
 Good morning, children.
 Goodbye.
 What's = What is I'm = I am
 My name's = My name is



Lesson

4


Get It Right

1



Listen and Repeat


A	B	C	D	E	F	G	H	I	J	K	L	M	N	O	P	Q	R	S	T	U	V	W	X	Y	Z
a	b	c	d	e	f	g	h	i	j	k	l	m	n	o	p	q	r	s	t	u	v	w	x	y	z



apple



ball




cat



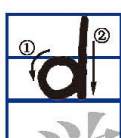
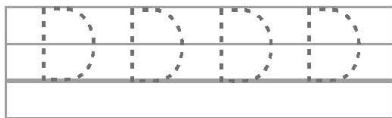

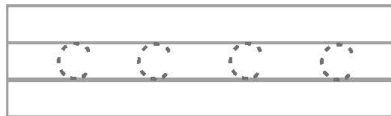
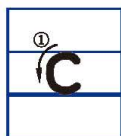
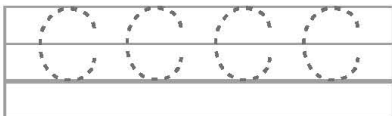

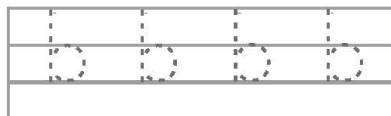
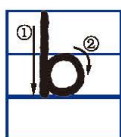
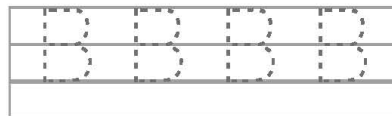
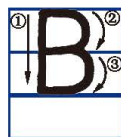
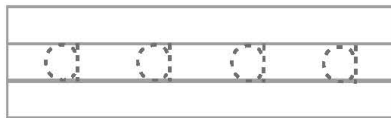
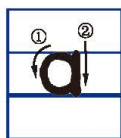
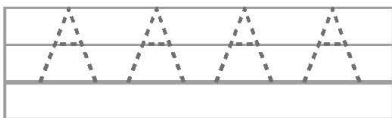
dog

2





Color Aa, Bb, Cc and Dd



3 Trace and Copy



4 Listen for A, B, C and D




①  Let's Chant



An apple for you,
An apple for me,
An apple for the monkey
Up in the tree.
No! No! No!

北京师范大学出版社

A banana for you,
A banana for me,
A banana for the monkey
Up in the tree.
Yes! Yes! Yes!



2 Read and Match

Hello!
My name's
Uncle Booky.

Hi! My
name's Ken.

Hello!
My name's
Mocky.

Good
morning! My
name's Ann.





Lesson

6

Round Up

1 Talk about yourself. 介绍自己。

Hello! I'm Mocky.




Good morning!
I'm Ken.



Hi! My name's ...

My photo
(我的照片)

2 Trace the letters and read the words aloud. 描字母，读单词。



apple



ball



cake



door



cat



dog




3 Match the letters.
给对应的大小写字母连线。



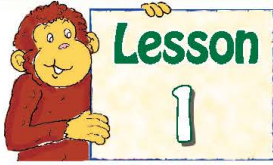
Self-assessment 自评表

- 我能用英语与别人打招呼
- 我能认读字母A~D
- 我喜欢本单元的故事
- 我喜欢本单元的歌曲和歌谣
- 我喜欢和同学一起说英语

Uncle Booky's Storytime







Unit 2 Friends





This is Danny Deer.

1 Listen and Read



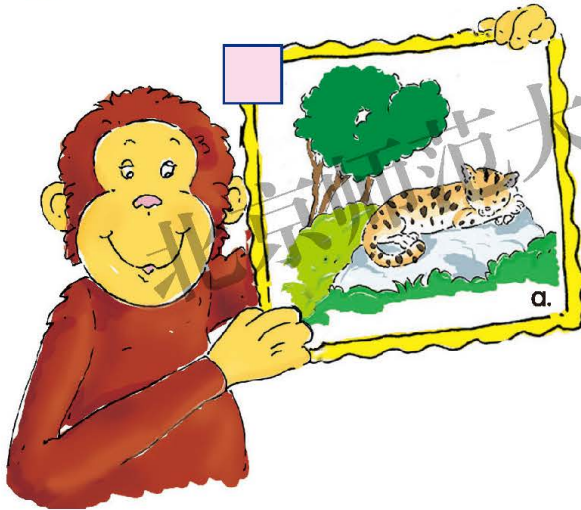


2 Learn to Say

Ann, this is Danny.



3 Listen and Number










Lesson
2

It's a tiger!



1 Listen and Read



2 Talk Together




3 Let's Sing



Monkey one and monkey two,
Monkey see and monkey do,
Ee! Ee! Ah! Ah! Ya! Ya! Ooh!
Be a happy monkey, too.

Touch your head,
And look ahead!
Scratch your hand,
And tickle your side!
Ee! Ee! Ah! Ah! Ya! Ya! Ooh!
Be a happy monkey, too.






Lesson
3

Have Fun

1 Listen and Guess





2 Game Time



3 Show Time

Act out the story in groups with the help of the pictures.



4 Uncle Booky's Blackboard



This is Danny Deer.
Hello, Danny Deer.

It's not Lulu.
It's a tiger.

It's = It is




Lesson

4

Get It Right

1 Listen and Repeat

A B C D E F G H I J K L M N O P Q R S T U V W X Y Z
 a b c d e f g h i j k l m n o p q r s t u v w x y z



eggs



flowers



girl




hat

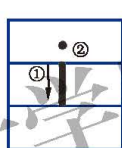
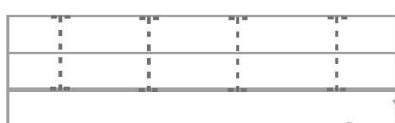
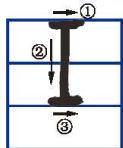
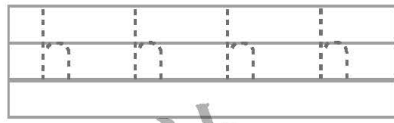
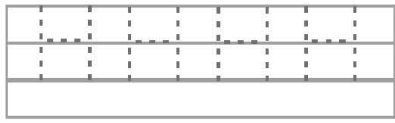
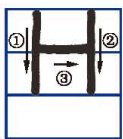
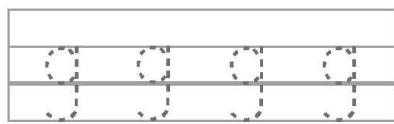
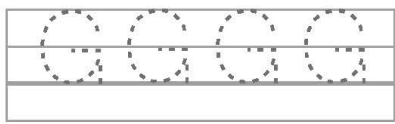
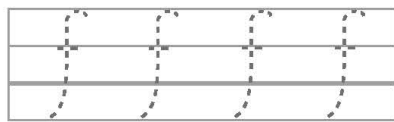
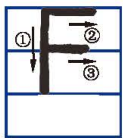
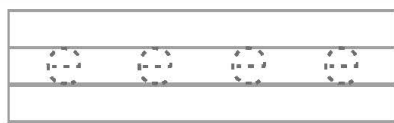

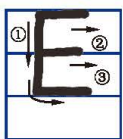


ice

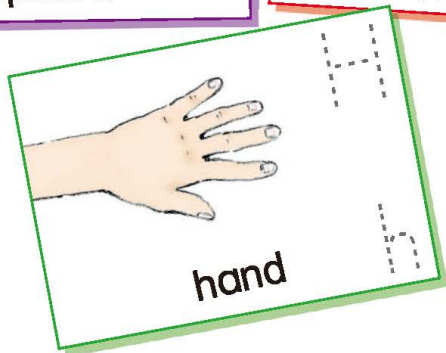



2 Color Ee, Ff, Gg, Hh and Ii



3 Trace and Copy



4 Listen for E, F, G, H and I



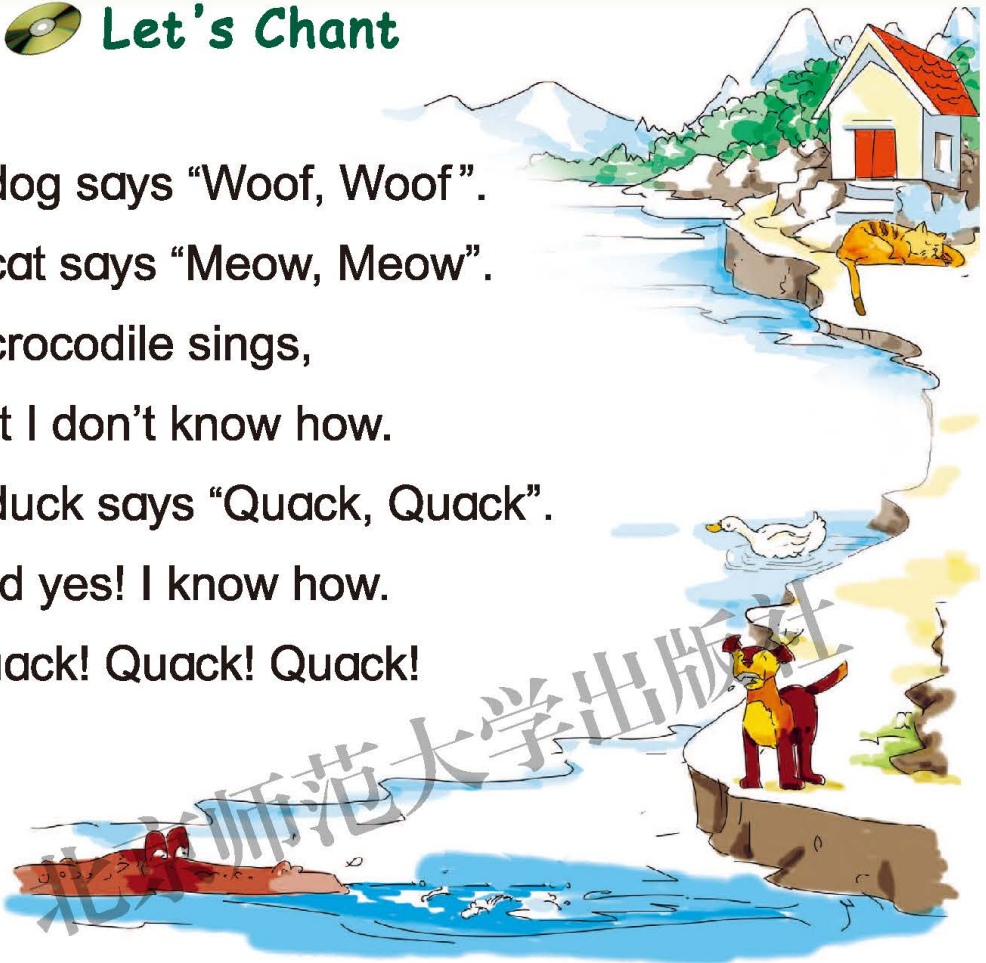


Lesson 5

Have a Try

1 Let's Chant

A dog says "Woof, Woof".
 A cat says "Meow, Meow".
 A crocodile sings,
 But I don't know how.
 A duck says "Quack, Quack".
 And yes! I know how.
 Quack! Quack! Quack!




2 Culture Corner

Woof.




Meow.



Moo.



Quack.



Do they sound the same in Chinese?

3 Read and Match



This is Lulu.

This is Uncle Booky.

This is Mocky.

This is Danny.



Lesson

6

Round Up

1 Introduce them. 请介绍这些人物。



Ken



Mocky



Danny




Uncle Booky



Lulu

2 Trace the letters and read the words aloud. 描字母, 读单词。



flowers



hat



elephant



goat



ice cream



hand


3 Match the letters. 给对应的大小写字母连线。



Self-assessment 自评表

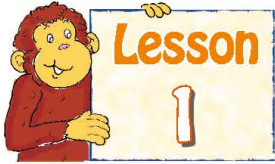
- 我能用英语介绍别人
- 我能认读字母E~I
- 我能根据老师的指令做动作
- 我喜欢本单元的歌曲和歌谣
- 我喜欢本单元的故事

Uncle Booky's Storytime







Unit
3

Playing Together




Pass the ball!


1 Listen and Read



2 Learn to Say



3 Listen and Number









Lesson
2

Who's that?


1 Listen and Read



2 Talk Together



3 Let's Sing



1 Listen and Number




2 Game Time



3 Show Time

Act out the story in groups with the help of the pictures.



4 Uncle Booky's Blackboard



Who's this?
This is Cathy.
She's my friend.

Who's that?
That's Tommy.
He's my cousin.
Pass the ball.

Who's = Who is
That's = That is






Lesson

4


Get It Right

1 Listen and Repeat


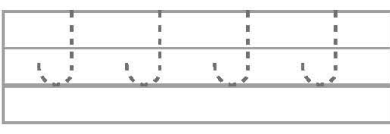
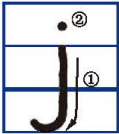
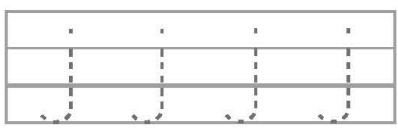

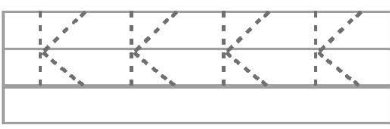
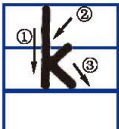
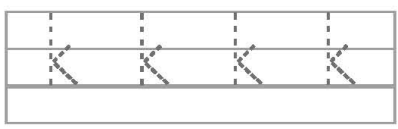
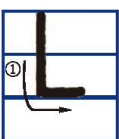


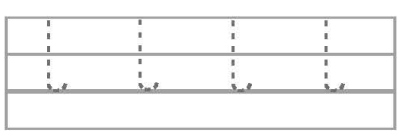

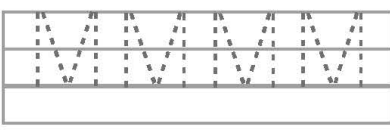

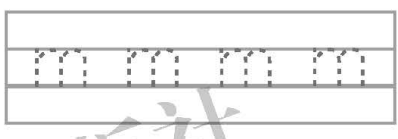
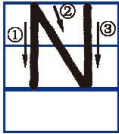
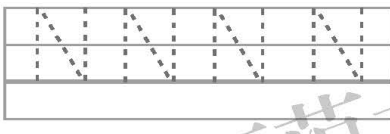

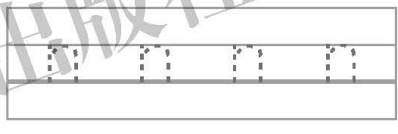
A B C D E F G H I J K L M N O P Q R S T U V W X Y Z
 a b c d e f g h i j k l m n o p q r s t u v w x y z



2 Color Jj, Kk, Ll, Mm and Nn



3  Trace and Copy

4  Listen for J, K, L, M and N


 jacket	 kangaroo	 ladder
 money	 nest	



1







Let's Chant



A little kangaroo,
Jump! Jump! Jump!
Jump over the ladder,
Jump over the jacket,
Jump into the jeep,
To have a good sleep.

2 Read and Check (✓)

	<p>1. She's Ann. <input type="checkbox"/></p> <p>2. She's Cathy. <input type="checkbox"/></p> <p>3. She's Wang Li. <input type="checkbox"/></p>
	<p>4. He's Mocky. <input type="checkbox"/></p> <p>5. He's Peter. <input type="checkbox"/></p> <p>6. He's Ken. <input type="checkbox"/></p>
	<p>7. This is Mocky. <input type="checkbox"/></p> <p>8. This is Tommy. <input type="checkbox"/></p> <p>9. This is Cathy. <input type="checkbox"/></p>
	<p>10. Kick the ball. <input type="checkbox"/></p> <p>11. Throw the ball. <input type="checkbox"/></p> <p>12. Catch the ball. <input type="checkbox"/></p>



Lesson

6

Round Up

1 Introduce them. 请介绍这些人物。



Who's that?




Cathy



Ann



Wang Li



Uncle Booky



Mocky



Ken

2 Trace the letters and read the words aloud. 描字母，读单词。



jeep




kite



noodles



moon



lemon



3 Match the letters. 给对应的大小写字母连线。



Self-assessment 自评表

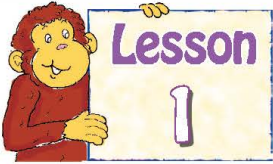
- 我能用英语介绍自己和别人
- 我能认读字母J~N
- 我能跟随录音表演本单元的故事
- 我喜欢本单元的歌曲和歌谣
- 我经常听英语录音

Uncle Booky's Storytime





Unit
4

My Family




This is my family.

1 Listen and Read



2 Learn to Say



3 Listen and Say








Lesson
2

That's my sister, Kate.

1 Listen and Read





2 Talk Together



3 Let's Sing

My family!
 My family!
 My mother,
 My father,
 My uncle,
 My aunt,
 My brother,
 My sister,
 And here's little me!

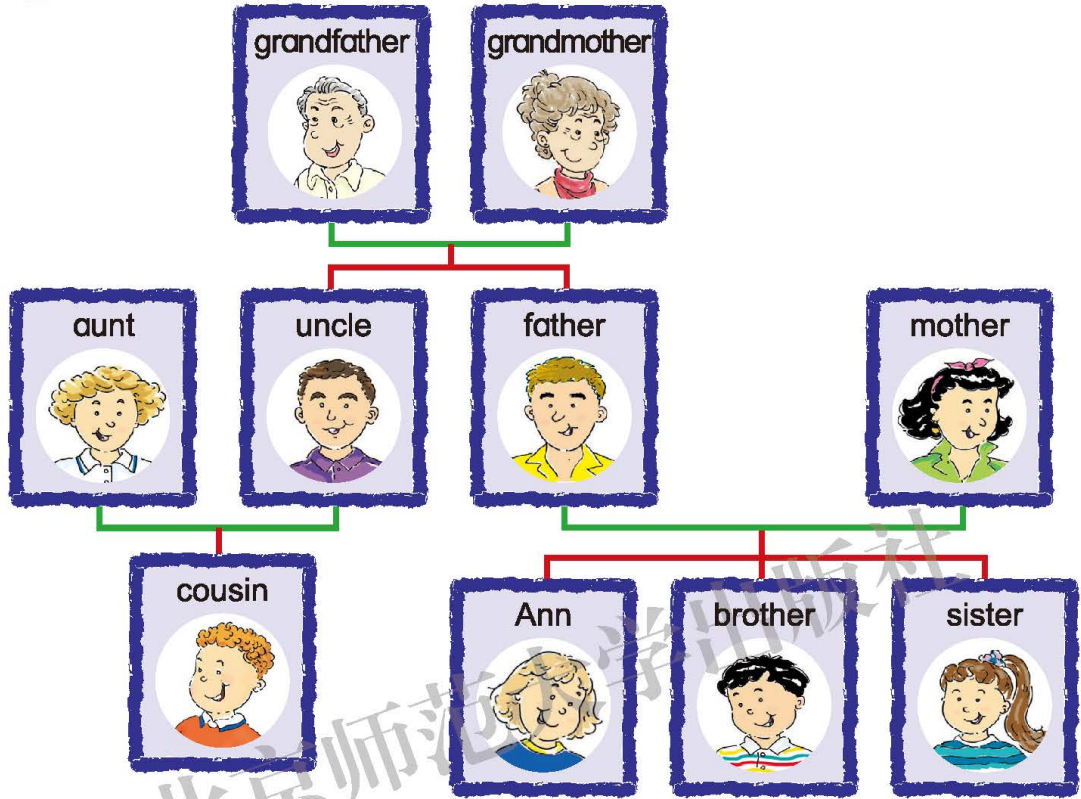




Lesson 3

Have Fun


1 Listen and Circle



2 Game Time

Who's that?

That's Ken.



3 Show Time

Act out the story in groups with the help of the pictures.



4 Uncle Booky's Blackboard



This is my family.

Who's that?

That's my father.

Who's that?

That's my sister, Kate.





Lesson

4

Get It Right

1 Listen and Repeat

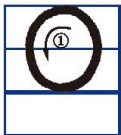
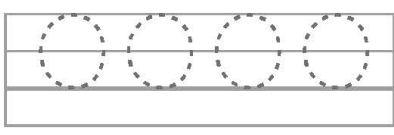

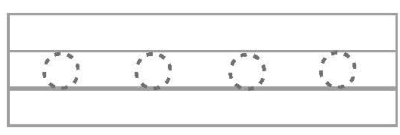

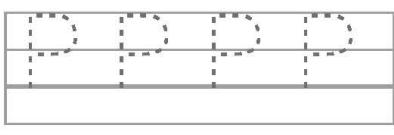

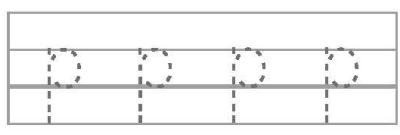

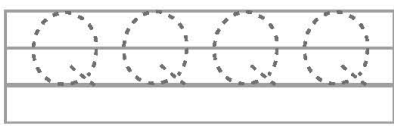

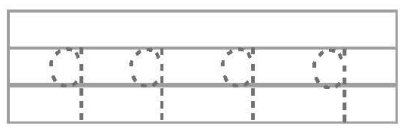

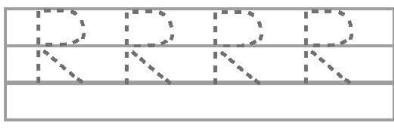


A B C D E F G H I J K L M N O P Q R S T U V W X Y Z
 a b c d e f g h i j k l m n o p q r s t u v w x y z




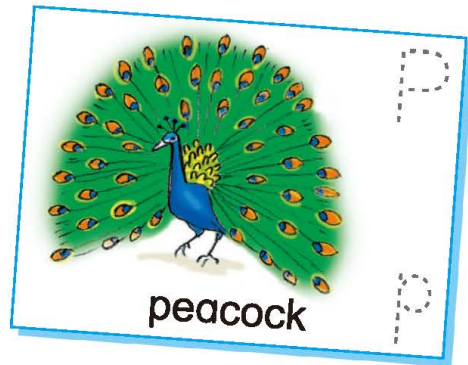

2 Color Oo, Pp, Qq and Rr



3 Trace and Copy

4 Listen for O, P, Q and R





Lesson

5

Have a Try

1



Let's Chant



Three little rabbits!
 Three little rabbits!
 See how they jump!
 See how they jump!
 Jump, jump, jump.

Three little pandas!
 Three little pandas!
 See how they walk!
 See how they walk!
 Walk, walk, walk.



2

Culture Corner

grandfather

grandmother

grandfather

grandmother



uncle

father

mother

aunt

How do you say them in Chinese?



me

3 Match Ann's Family



1. That's my mother.



2. That's my father.



3. That's my grandmother.

4. That's my brother.



5. That's my sister.



6. That's my uncle.



7. That's my aunt.



8. That's my grandfather.



Lesson

6

Round Up

1 Introduce your family. 请介绍你的家庭。

This is my family.
This is ...

My family photo (我的全家福)

2 Trace the letters and read the words aloud. 描字母，读单词。



orange



queen



panda



rice



peacock



rabbit





3 Match the letters.
给对应的大小写字母连线。



Self-assessment 自评表

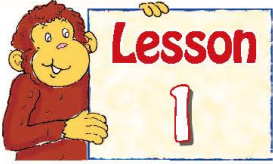
- 我能用英语介绍自己的家庭
- 我能认读字母O~R
- 我喜欢本单元的故事
- 我喜欢本单元的歌曲和歌谣
- 我喜欢和同学一起表演故事

Uncle Booky's Storytime



Unit
5

My Things



That's his dog.

1 Listen and Read

1 Hi, Mocky.


2 She's my mother.
That's her computer.

3 Mom, this is Mocky.
Hello, Mocky.

4 Who's he?
He's my father.
That's his dog.

5 Oh, no! My bag!

2 Learn to Say







3 Listen and Match

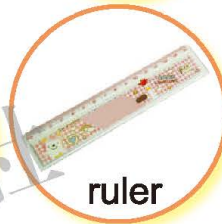




It's not your bag.

1 Listen and Read



2 Talk Together




3 Let's Sing

My mother, my mother,
This is my mother.
Please say, "Hello."
This is my mother.

My father, my father,
This is my father.
Please say, "Hello."
This is my father.

My sister, my sister,
This is my sister.
Please say, "Hello."
This is my sister.





Lesson 3

Have Fun

1 Listen and Match





Tom





Lisa




Ben



Peter





Ma Li

2 Game Time



What's this? A toy car?

No, it's a pencil box.

3 Show Time

Act out the story in groups with the help of the pictures.



4 Uncle Booky's Blackboard



He's my father.
That's his dog.
She's my mother.
That's her computer.
It's not your bag.

He's = He is She's = She is




Lesson

4

Get It Right

1 Listen and Repeat

A B C D E F G H I J K L M N O P Q R S T U V W X Y Z
 a b c d e f g h i j k l m n o p q r s t u v w x y z



sun



umbrella




taxi

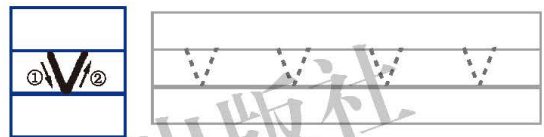
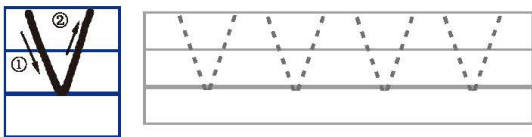
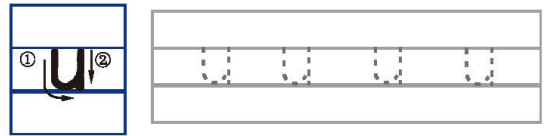
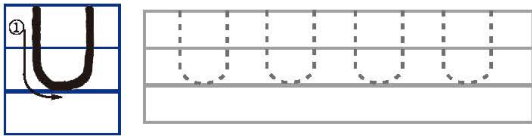
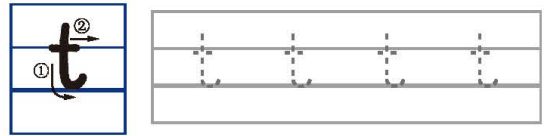
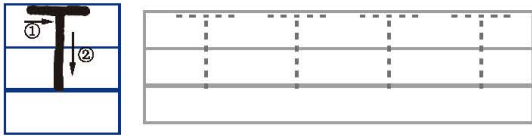
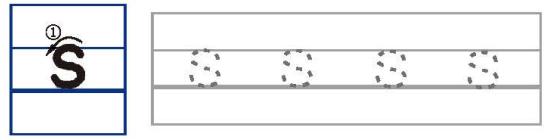
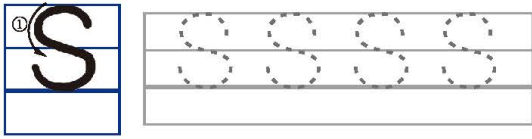


violin




2 Color Ss, Tt, Uu and Vv



3 Trace and Copy



4 Listen for S, T, U and V



Have a Try

1 Let's Chant

Come on, Mocky.
Bring some tea.
Let's take a taxi,
To see Uncle Booky.



Come on, Mocky.
Bring your violin.
Let's take a taxi,
To see Uncle Booky.

Come on, Mocky.
Bring some salad.
Let's take a taxi,
To see Uncle Booky.



2 Read and Match




1. He's my brother.
That's his bag.

2. She's my sister.
That's her bike.



3. He's my grandfather.
That's his book.








4. He's my father.
That's his dog.

5. She's my mother.
That's her flower.



1 Complete the sentences. 看图片，补全句子。



2 Trace the letters and read the words aloud. 描字母，读单词。








3 Match the letters.
给对应的大小写字母连线。



Self-assessment 自评表






- 我能用英语介绍自己的家庭
- 我能认读字母S~V
- 我喜欢本单元的故事
- 我喜欢本单元的歌曲和歌谣
- 我喜欢和同学一起参加活动


Uncle Booky's Storytime



Unit 6 Review

1 Listen and Read






2 Listen and Number













3 Touch and Say

He's my father.



He's her father.



She's my mother.









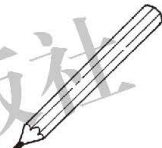




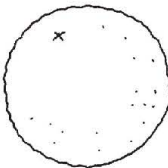






She's his mother.




4




Write the Letters

 1. ___pple	 2. ___eer	 3. ___amily
 4. ___ook	 5. ___randfather	 6. ___and
 7. ___ite	 8. ___emon	 9. ___encil
 10. ___est	 11. ___urtle	 12. ___nake
 13. ___oon	 14. ___range	 15. ___mbrella
 16. ___ce cream	 17. ___lephant	 18. ___omputer

5 Talk Together



6 Listen and Point



7 Show Time

My storybook

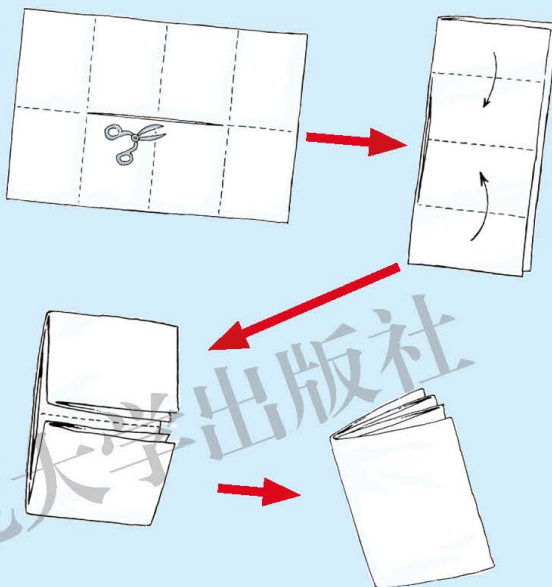
1 Choose a story.

Ann's family


Mocky's family

My family

2 Make your storybook.



3 Draw your story.




4 Tell your story.




8 Listen and Repeat

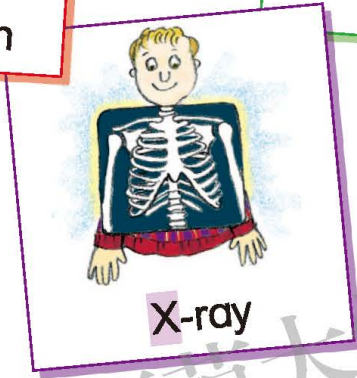
A B C D E F G H I J K L M N O P Q R S T U V **W X Y Z**
 a b c d e f g h i j k l m n o p q r s t u v **w x y z**



watermelon



yo-yo



X-ray




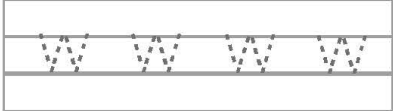

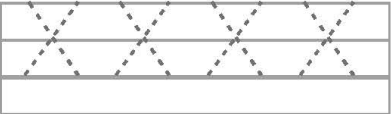

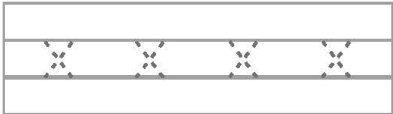

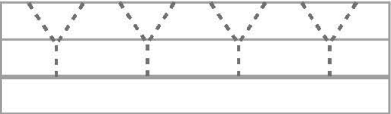

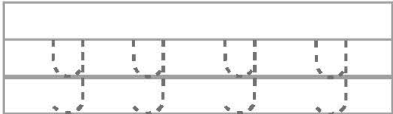

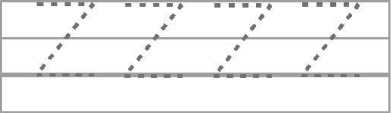
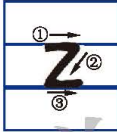
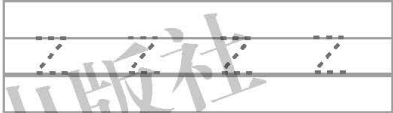


zebra


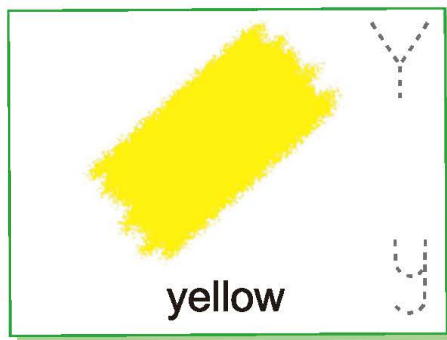
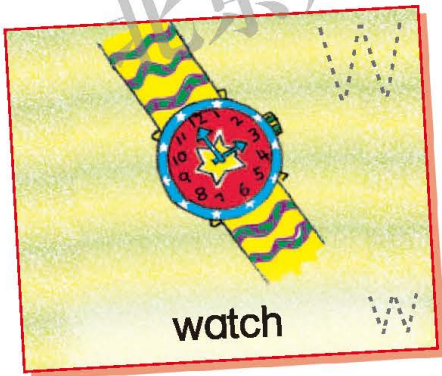
9 Color Ww, Xx, Yy and Zz



10  Trace and Copy


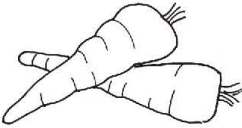








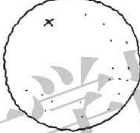





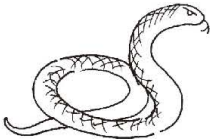

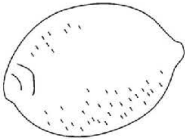

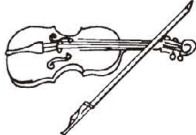



			
			
			
			

11  Listen for W, Y and Z



12

Cross Out (X) the Wrong Pictures

1. c			
2. f			
3. h			
4. m			
5. p			
6. s			
7. v			
8. z			

13 Let's Sing

ABCD
EFG
HIJK
LMNOP
QRST
UVW
XYZ

All the letters of the ABC.

14 Find and Circle



hello



panda



dog


a	h	e	l	l	o	a
l	p	k	o	p	q	m
f	a	t	h	e	r	o
e	n	f	g	h	i	t
m	d	c	d	o	g	h
o	a	a	n	g	e	e
c	a	t	c	h	a	r
v	w	c	k	i	c	k



mother

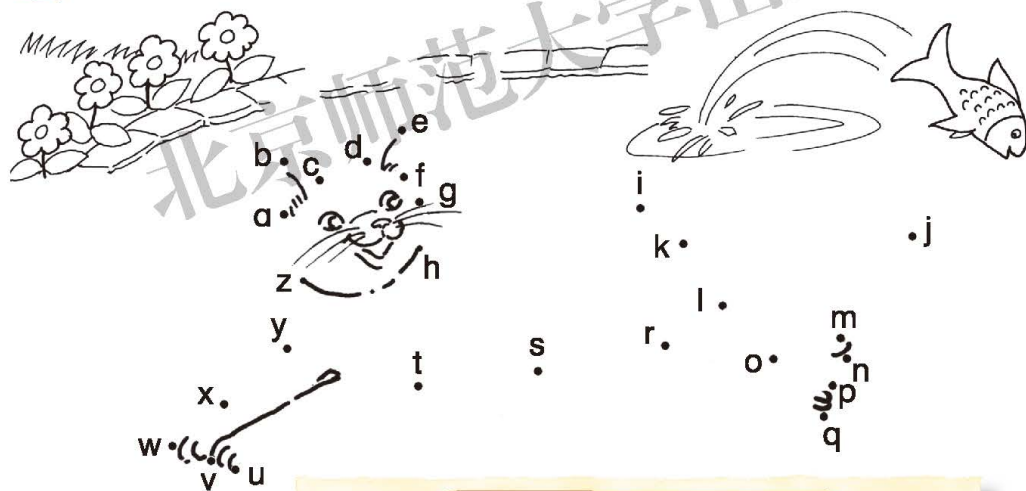


father



kick

15 Draw with the Letters









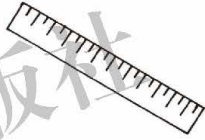





Self-assessment 自评表

- 我能用英语介绍自己和家人
- 我能用英语介绍别人
- 我能认写全部26个字母
- 我能跟随录音表演学过的故事
- 我喜欢学过的歌曲和歌谣
- 我经常听英语录音

Progress Check

1 Listen and Circle

1. a. 	b. 	c. 
2. a. 	b. 	c. 
3. a. 	b. 	c. 
4. a. 	b. 	c. 

2 Listen and Match



1.



2.




3.



a.



b.



c.

3 Read and Check (✓)



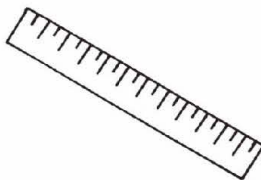
1. Goodbye! ()



2. It's a dog. ()



3. Catch the ball! ()



4. That's my crayon. ()

4 Read and Match

1. This is my friend.
His name's Ken.



2. This is Kate. It's
her bike.



3. This is Ann. This
is her family.

4. Jim, kick the
ball.




5 Write the Missing Letters

a. A B C D _____


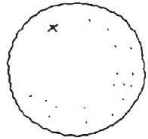
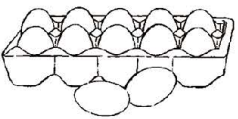
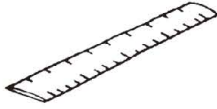

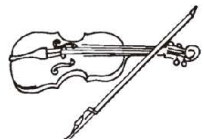


b. O _____ Q R _____ T

c. _____ V W _____ Z

6 Match the Letters





























7 Check (✓) the Beginning Letter

<p>1.</p> 	<p>a c b</p>
<p>2.</p> 	<p>d o e</p>
<p>3.</p> 	<p>e i c</p>
<p>4.</p> 	<p>x r g</p>
<p>5.</p> 	<p>p n s</p>
<p>6.</p> 	<p>v l d</p>
<p>7.</p> 	<p>w t h</p>
<p>8.</p> 	<p>c z q</p>



Uncle Booky's ABC

Aa  apple	Bb  ball	Cc  cat	Dd  dog
Ee  eggs	Ff  fire	Gg  goat	Hh  hat
Ii  ice cream	Jj  jeep	Kk  kangaroo	Ll  ladder
Mm  moon	Nn  nest	Oo  orange	Pp  panda
Qq  queen	Rr  rabbit	Ss  sun	Tt  taxi
Uu  umbrella	Vv  violin	Ww  watch	Xx  X-ray
	Yy  yo-yo	Zz  zebra	

Vocabulary



Unit 1

what	什么	2
is		2
your	你的; 你们的	2
name	名字; 姓名	2
hi	喂, 你好	2
hello	喂, 你好	2
my	我的	2
I	我	4
am		4
and	和, 与	4
good morning	早上好	4
children	孩子, 儿童	4
goodbye	再见	4
bye	再见	5

Unit 2

this	这, 这个	14
look	看	14
a	一(个, 只)	14
*deer	鹿	14
it	它	16

tiger	老虎	16
that	那, 那个	16
no	不, 不行	16
not	不, 没, 不是	16
cat	猫	17
dog	狗	17
cow	奶牛	17
panda	熊猫	17
horse	马	17

Unit 3

*pass	传	26
the		26
ball	球	26
play	玩, 玩耍	26
football	足球	26
OK	好, 行, 可以	26
*catch	接住, 抓住	26
*kick	踢	26
*throw	扔	27
who	谁	28
he	他	28

注: 带“*”的为《义务教育英语课程标准(2011年版)》二级词汇表未收录的词汇。后面的数字表示单词在教材中出现的页码。

cousin	[堂] 表兄弟姐妹	28
she	她	28
friend	朋友	28

Unit 4

family	家庭	38
mother	妈妈	38
father	爸爸	38
grandmother	(外) 祖母	39
grandfather	(外) 祖父	39
sister	姐; 妹	40
yes	是, 是的	40
brother	哥; 弟	40
me	我	40
aunt	婶; 姑; 姨	41
uncle	叔; 伯; 舅	41

Unit 5

his	他的	50
her	她的	50
computer	计算机, 电脑	50
mom	妈妈	50

bag	包, 书包	50
toy	玩具	52
car	汽车	52
pencil box	铅笔盒	52
bike	自行车	52
for	给, 为, 供	52
pencil	铅笔	53
crayon	蜡笔	53
book	书	53
ruler	尺子	53



Word List



A			F		
a	一(个, 只)	14	family	家庭	38
am		4	father	爸爸	38
and	和, 与	4	football	足球	26
aunt	婶; 姑; 姨	41	for	给, 为, 供	52
			friend	朋友	28
B			G		
bag	包, 书包	50	good morning	早上好	4
ball	球	26	goodbye	再见	4
bike	自行车	52	grandfather	(外) 祖父	39
book	书	53	grandmother	(外) 祖母	39
brother	哥; 弟	40			
bye	再见	5	H		
			he	他	28
C			hello	喂, 你好	2
car	汽车	52	her	她的	50
cat	猫	17	hi	喂, 你好	2
*catch	接住, 抓住	26	his	他的	50
children	孩子, 儿童	4	horse	马	17
computer	计算机, 电脑	50			
cousin	[堂] 表兄弟姐妹	28	I		
cow	奶牛	17	I	我	4
crayon	蜡笔	53	is		2
			it	它	16
D			K		
*deer	鹿	14	*kick	踢	26
dog	狗	17			

注: 带“*”的为《义务教育英语课程标准(2011年版)》二级词汇表未收录的词汇。后面的数字表示单词在教材中出现的页码。

L
look 看 14

M
me 我 40
mom 妈妈 50
mother 妈妈 38
my 我的 2

N
name 名字; 姓名 2
no 不, 不行 16
not 不, 没, 不是 16

O
OK 好, 行, 可以 26

P
panda 熊猫 17
*pass 传 26
pencil 铅笔 53
pencil box 铅笔盒 52
play 玩, 玩耍 26

R
ruler 尺子 53

S
she 她 28
sister 姐; 妹 40

T
that 那, 那个 16
the 26
this 这, 这个 14
*throw 扔 27
tiger 老虎 16
toy 玩具 52

U
uncle 叔; 伯; 舅 41

W
what 什么 2
who 谁 28

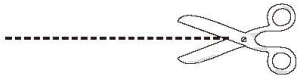
Y
yes 是, 是的 40
your 你的; 你们的 2



北京师范大学出版社

Masks

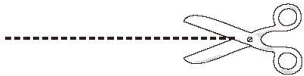
Mocky



北京师范大学出版社

Masks


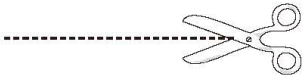
Ann



北京师范大学出版社

Masks

Ken



北京师范大学出版社

后 记

《北师大版义务教育教科书》由众多国家基础教育课程标准研制组负责人和核心成员、学科专家、教育专家、心理学专家和特级教师参加编写，研究基础深厚、教育理念先进、编写质量上乘、服务水平专业。教材力求反映国家基础教育课程标准精神，重视多种信息资源手段的利用，适当体现最新的学科进展，强调知识、技能与思想方法在实际生活中的应用，贴近学生生活，关注学生的学习过程，满足学生多样化的学习需求，促进每一位学生的全面发展。

《北师大版义务教育教科书·英语》(三年级起点)以儿童喜闻乐见的连环画故事为主线，以听故事、读故事、讲故事、演故事为主要学习活动，将语言学习置于真实有趣的生活情境中，力求体现“用英语做事情”的理念。教学活动的设计从小学生生活经验、学习兴趣和认知特点出发，倡导在语境中理解和体验语言的意义，通过参与、体验、探究、实践等多种活动形式，帮助学生巩固和内化语言，发展学习策略，渗透对学生正确的价值观和良好行为习惯的培养，帮助学生逐步形成语言学习的自信心和初步的语言运用能力，真正体现英语课程的工具性和人文性特征。

教材的编排和内容的选择遵循小学生语言学习的规律，突出循序渐进的语言学习过程，为学生达到小学阶段的英语教学要求奠定稳固的基础，为学生今后学习英语做好语言技能、语言知识、情感态度、学习策略和文化意识等方面的准备。

参与本册教材修改与讨论的人员有：马欣、尹宏、王建平、王曼怡、李棚、沈玲娣、陈飞、郑坤萍、赵春生、章兆丰、樊波。还有很多实验区的教研员和一线教师为教材的修改提供了宝贵的意见，在此一并表示衷心的感谢！

由于时间仓促，教材中的错误在所难免，恳请使用者批评指正。欢迎来电来函与我们联系：北京师范大学出版社基础教育分社(100875)，(010) 58802831。

北京师范大学出版社