

义务教育教科书

英语

(一年级起点)

三年级

上册

(中 国)人民教育出版社 课程教材研究所
英语课程教材研究开发中心 编著
(加拿大)灵 通 教 育 有 限 公 司

人教版®

人民教育出版社

·北京·

Copyright © 2013 by People's Education Press Ltd. and Lingo Learning Inc.

No part of this publication may be reproduced or transmitted in any form or by any means, without permission in writing from the publisher.

版权所有，未经出版社书面同意，任何人不得以任何形式或方式复制或转换本作品的任何部分。

主 编：吴 欣 Larry Swartz Beth Levy

副 主 编：陶明天 闫赤兵

主要编写人员：李 静 王 微 范 冰 张 艺 李红霞 程 燕
陈卫卫 Bill Mayes

责任编辑：杨春玲

美术编辑：李宏庆

封面设计：吕 旻 李宏庆

版式设计：李宏庆 张 静

插 图：李思东工作室

北京吴天文化传播有限公司

义务教育教科书 英语（一年级起点）三年级 上册

（中 国）人民教育出版社 课程教材研究所

英语课程教材研究开发中心 编著

（加拿大）灵 通 教 育 有 限 公 司

出 版 人民教育出版社

（北京市海淀区中关村南大街17号院1号楼 邮编：100081）

网 址 <http://www.pep.com.cn>

重 印 ××× 出版社

发 行 ××× 新华书店

印 刷 ××× 印刷厂

版 次 2014年3月第1版

印 次 年 月第 次印刷

开 本 787毫米 × 1092毫米 1/16

印 张 5.75

字 数 115千字

印 数 册

书 号 ISBN 978-7-107-27994-2

定 价 元

版权所有·未经许可不得采用任何方式擅自复制或本产品任何部分·违者必究

如发现内容质量问题，请登录中小学教材意见反馈平台：jcyjfk.pep.com.cn

如发现印、装质量问题，影响阅读，请与×××联系调换。电话：×××-××××××××

致同学

亲爱的同学：

你好！欢迎回到“新起点英语”的世界。

在这里，你将继续通过听、说、玩、演、唱等形式享受英语世界的乐趣；同时，你将开始正式享受读、写英文的乐趣。作为三年级学生，在阅读方面，你只要借助图片读懂小短文或小故事就可以了；在写的方面，你只要根据语境选择合适的词填空，把句子补充完整就可以了。

从现在开始，我将教你学习“自然拼读”魔法。经过两年的学习，你已经能够听懂、会说很多英语单词了，但不一定能认读和拼写这些单词。“自然拼读”魔法能帮你拼出它们的读音、更快地记住它们的写法。同时，“自然拼读”魔法也能帮你更快地记住全新的单词。你储备的单词越多，读、写英文的乐趣就越多。所以，好好学习这个魔法吧。

最后，告诉你一个小窍门：在阅读小文段或小故事之前，先看看它的标题和插图，大致猜测一下它的内容再去阅读，这能帮你理解得更快、更好。在阅读过程中，如果碰到不认识的单词，可以根据插图和上下文猜猜它的意思；或者用“自然拼读”魔法拼出它的读音，没准你就知道它的意思了。

好了，现在就让我们继续“新起点英语”之旅吧。

编者

2013年5月



Angel



Bill



Andy



Miss Wu



Lily



Joy



Yaoyao



Binbin



Lucky



目 录

Unit 1 Myself	2
Unit 2 My Body	12
Unit 3 Food	22
Revision 1	32
Unit 4 Pets	38
Unit 5 Clothes	48
Unit 6 Birthdays	58
Revision 2	68
附录一 歌谣和歌曲.....	74
附录二 自我评价表.....	78
附录三 单元词汇表.....	81
附录四 总词汇表.....	84


Unit 1 Myself

What's your name?

Which class are you in?

I'm Mike.

I'm in class one.



How old are you?

I'm nine years old.

Which class are you in?

I'm in class two.

Lesson 1

A Look, listen and chant. 🎧



B Let's role-play. 🎧




C Let's write.

my your name new year old

Lesson 2

A Look, listen and repeat.



B Let's role-play.



C Let's write.

How old are you? I'm eight years old.

Which class are you in? I'm in class one.

Lesson 3

A Read and fill in the blanks.

Hello,

My name is Harry.
I'm a boy. I'm in class
one, grade three. I'm
nine years old. I want
to be your friend.

Yours,
Harry



My New Friend

name: _____

age: _____ years old

class: _____

B Now write to Harry.

Dear Harry,

My name is _____, I'm a _____, I'm

_____ years old. I'm in class _____, grade _____.

Let's be friends.

Yours,

Let's Spell

A Listen, point and repeat. 



B Listen and circle. 

map tap

rat fat

cat cap

C Look, write and say.

c + at = _____

c + ap = _____

f + at = _____

m + ap = _____

m + at = _____

t + ap = _____

r + at = _____

g + ap = _____

D Listen and repeat. 

The rat has a hat.
The cat gets the hat.
Now the cat has the hat.



Let's Check

A Listen and fill in the blanks. 



name	Mary
age	ten
class	



name	Mike
age	
class	two



name	Chen Li
age	
class	

B Read, write and say.


name: Mary
age: ten years old
class: one



My _____ is Mary.

I'm ten years _____.

I'm in _____ one.

<p>My name is _____.</p> <p>I'm _____ years old.</p> <p>I'm in class _____.</p>	<p>It's me.</p> 
---	--

C Self-assessment.

Fun Time

A Good to know.

*Hello. My name is Sun Yaoyao.
My family name is Sun. I'm from China.*



*Hello. My name is Andy Jones.
My family name is Jones.
I'm from the USA.*

B Let's make.

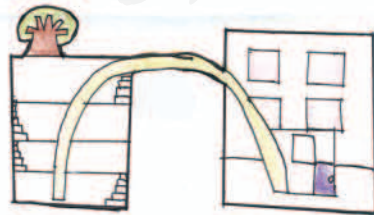
name: Chen Kiki





age: nine



school: Bai Lin



C Let's sing.





Unit 2 My Body



What's the matter?

My leg hurts.


Oh! My head hurts.

What's the matter?

My foot hurts.

Lesson 1

A Look, listen and chant. 🎧



B Let's talk. 🎧

I have three heads and two legs, but no arms.

I have a body, two legs and two feet.




C Let's write.

body head hair arm hand leg foot

Lesson 2

A Look, listen and repeat.

Joy: Ouch!
Bill: **What's the matter?**
Joy: **My foot hurts.**
Bill: Let me help you.
Joy: Thanks.




B Let's role-play.



What's the matter?

My ear hurts.



C Let's write.

What's the matter? My arm hurts.

Lesson 3

A Read and number.

A Bad Day

This is a bad day!
In the morning, I play with Lucky. He bites my hand! It really hurts.
At lunch time, I bite my tongue. It really hurts.
In the afternoon, I play football with Andy. He kicks my leg. It really hurts.
This is a very bad day!



B Read again and write a summary.

In the morning, Bill's _____ hurts. At noon, Bill's _____

tongue hurts. In the afternoon, Bill's _____ hurts.

This is a _____ day for him.

Let's Spell

A Listen, point and repeat. 



B Listen and circle. 

pet jet

bed bet

wet red

C Look, write and say.

j + et = _____

b + ed = _____

p + et = _____

r + ed = _____

w + et = _____


T + ed = _____

v + et = _____

f + ed = _____








D Listen and repeat. 

Ted has a pet.
The pet is wet.
It's on Ted's bed.
Now the bed is wet.



Let's Check

A Listen and tick.

	head	arm	hand	leg	foot	body	hair
Mary							
Tom							
Wang Lin							

B Look and write.

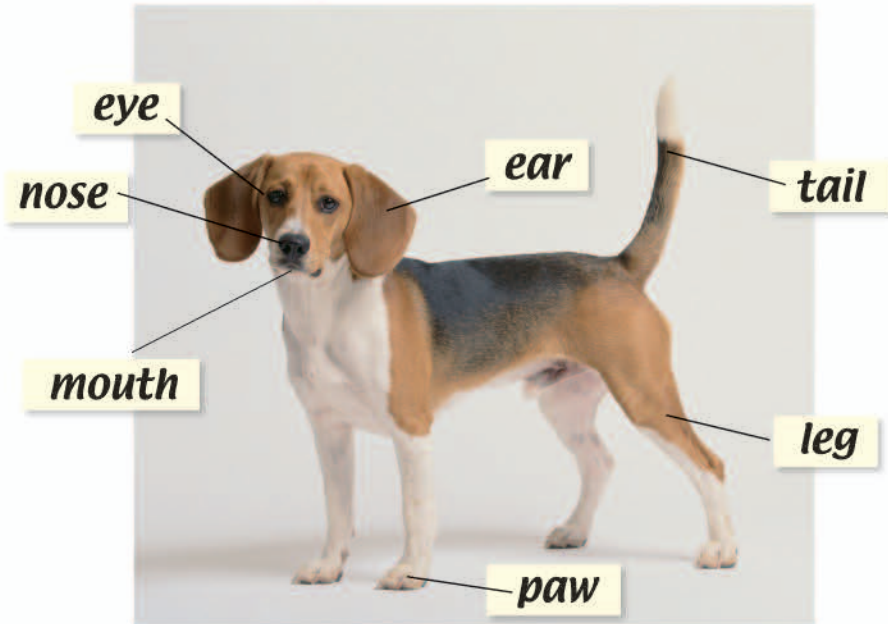


1. He is Dog. His _____ hurts.
2. She is Rabbit. Her _____ hurts.
3. He is _____, His arm hurts.
4. He is _____, His leg hurts.

C Self-assessment.

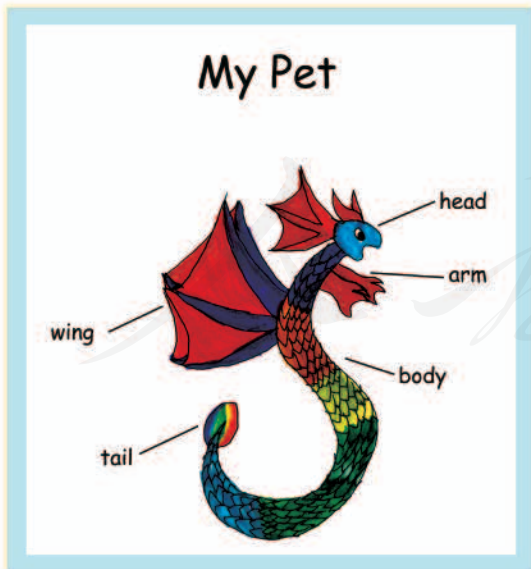
Fun Time

A Good to know. 






A dog has a _____, two _____ and four _____.

B Let's make.



C Let's sing. 





Unit 3 Food



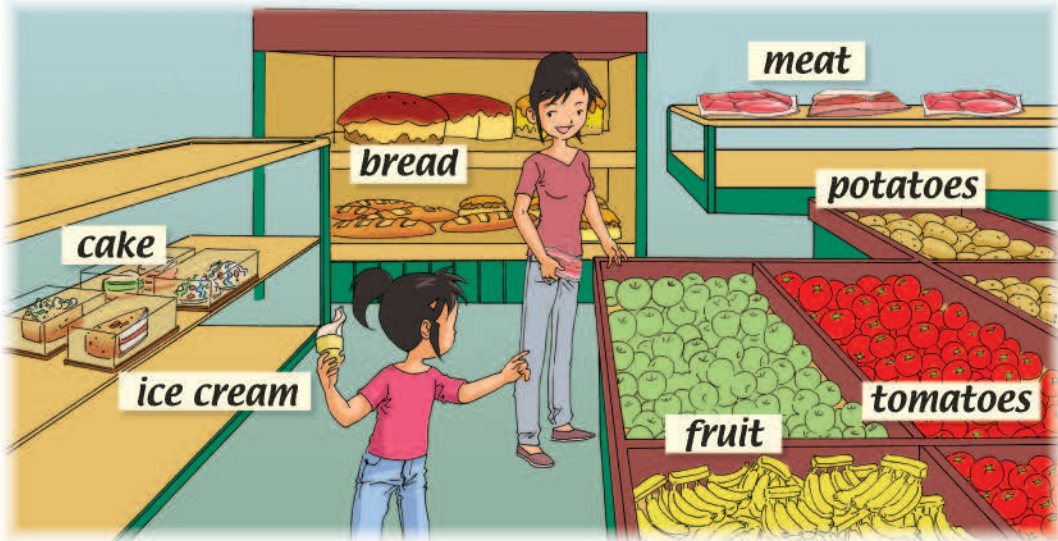
What do you want for dinner?

I want some tomatoes and eggs.










I want some meat and potatoes.

Lesson 1

A Look, listen and chant. 



B Let's talk and tick or cross. 

 ✓ ice cream	 bread	 cake
 ✗ meat	 fish	 chicken
 potatoes	 tomatoes	 fruit



C Let's write.

bread cake ice cream fruit

meat potatoes tomatoes

Lesson 2

A Look, listen and repeat.



Mum: **What do you want for dinner?**

Dad: **I want some tomatoes and eggs.**

Yaoyao: **I want some meat and potatoes.**

Mum: **OK. Let's have meat, eggs, tomatoes and potatoes for dinner.**

B Let's talk.

What do you want for lunch?



I want some rice, chicken and potatoes.



									
breakfast									
lunch		✓				✓	✓		
dinner									

C Let's write.

What do you want for dinner?

I want some meat and potatoes.

Lesson 3

A Read and write.

Bill's family is writing a shopping list. His mother wants some bread, eggs and juice. His father wants some cake, fruit and milk. Bill wants some apples, ice cream and cola.

But his parents say, "No ice cream and cola! They are not good for you."

What do they want to buy?



● Shopping List



● Shopping List




● Shopping List

B Let's write.

What food do you want to buy? Write a shopping list.

Let's Spell

A Listen, point and repeat.



B Listen and tick.

sit fit

dig pig

big bit

C Look, write and say.

b + ig = _____

f + it = _____

d + ig = _____

h + it = _____

p + ig = _____

s + it = _____

w + ig = _____

p + it = _____


D Listen and repeat.

Look at the pig.
It's so big!
Let's get the pig,
And sit on it!



Let's Check

A Listen and number.



B Read, think and write. Then act it out.



1. Yaoyao wants some _____ and _____.

2. Her father wants some _____ and _____.

3. Her mother wants some _____ and _____.

C Self-assessment.

Fun Time

A Good to know.

How to Make a Sandwich



Cut the bread.



Put the bread on the plate.



Put some meat on the bread.



Put an egg on the meat.



Put the bread on the egg.



Eat the sandwich.

B Let's make.

What do you want in your sandwich?



bread



eggs



fish



vegetables


I want _____, _____ and _____

in my sandwich.

Now, let's make it.



C Let's sing.



This is Harry. He likes eating.



He eats the cats' fish.



He eats the dog's meat.



He eats the monkey's fruit.



The animals are very angry with Harry.



They have a big dinner. They eat cake, bread, potatoes and chicken.



“I want some cake. I want some bread. I want to eat!” says Harry.



“No, Harry! You can’t eat our food today!” say the animals.

Revision 1


Let's Review

A Listen and number. 

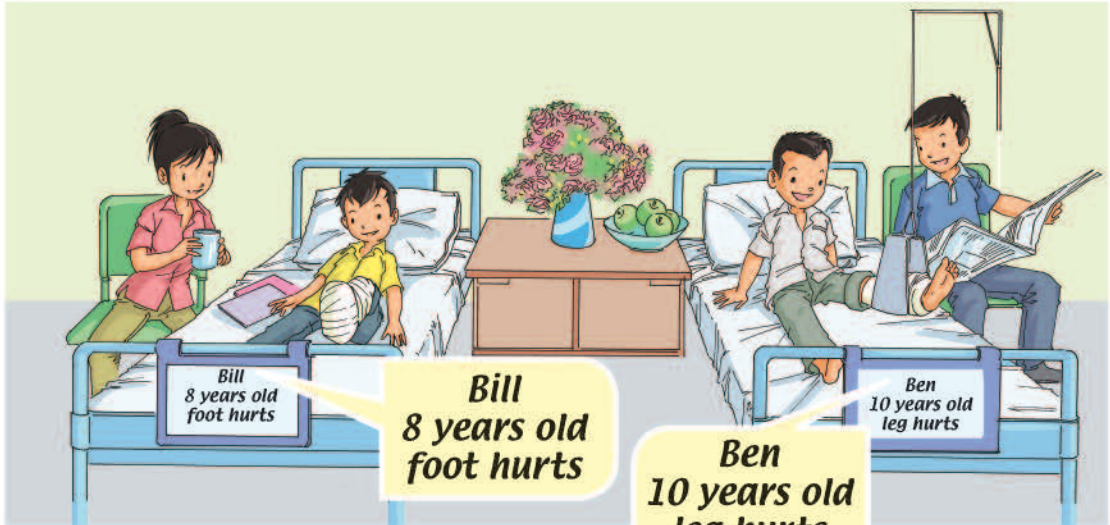
Andy's friends come to play with him.



B Let's act.



© Read and write.

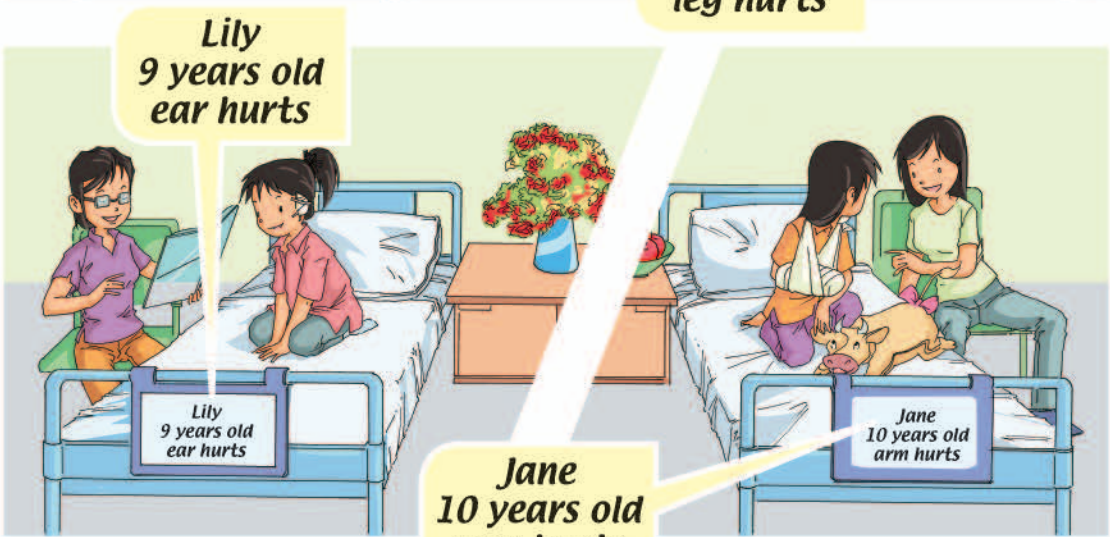


Bill
8 years old
foot hurts

Bill
8 years old
foot hurts

Ben
10 years old
leg hurts

Ben
10 years old
leg hurts



Lily
9 years old
ear hurts

Lily
9 years old
ear hurts

Jane
10 years old
arm hurts

Jane
10 years old
arm hurts

1. I'm Lily. I'm nine years old. My ear hurts.


2. I'm Jane. I'm _____ years old. My _____ hurts.

3. I'm Ben. I'm _____ years old. My _____ hurts.

4. I'm _____

Let's Spell

A Look, listen and number. 



B Let's chant. 




At, at, at. Bat, bat, bat.
 At, at, at. Cat, cat, cat.
 At, at, at. Fat, fat, fat.
 At, at, at. Mat, mat, mat.

Now, make your own chants
 with **at**, **ap**, **et**, **ed**, **it** and **ig**.

C Listen and write. 



l



n

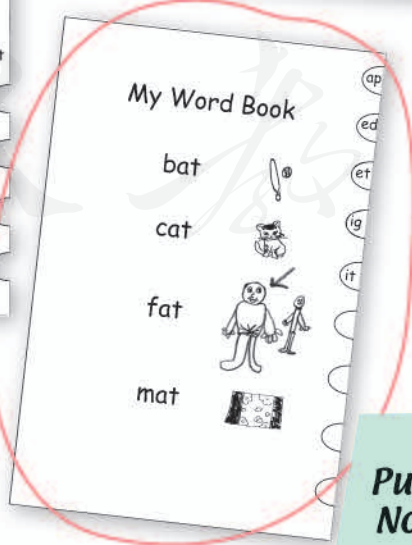
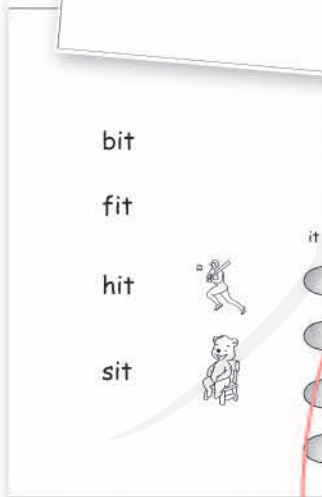
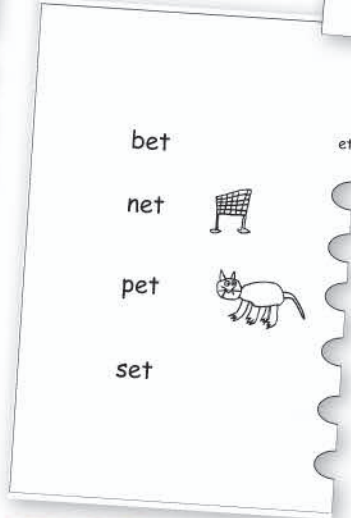




d

D Let's make a word book.



**Copy the words.
Draw pictures if you can.**



**Put them together like this.
Now you have a word book.**



1

Miss Crow has some meat in her mouth.




2

Mr Fox says, "Can I have some of your meat?" Miss Crow shakes her head.

Mr Fox says, "Miss Crow, you're so beautiful!" Miss Crow is very happy to hear that.

3



®



4

Then Mr Fox says, "I can see your beautiful face, but can't hear your beautiful voice. Can you sing a song for me?"



5

Miss Crow begins to sing ...

Miss Crow drops the meat. Mr Fox picks it up and runs away quickly.

6



Unit 4 Pets




I have a rabbit.

What does it look like?

It's white. It has long ears and red eyes.

Look! It has small eyes.

It's really long.



Lesson 1

A Look, listen and chant. 



a rabbit



a duck



a small chicken




a long snake



a turtle

B Let's play. 



C Let's write.

I have a chicken. It's small.

Lesson 2

A Look, listen and repeat.



Lily: Wow! What a pretty dog!

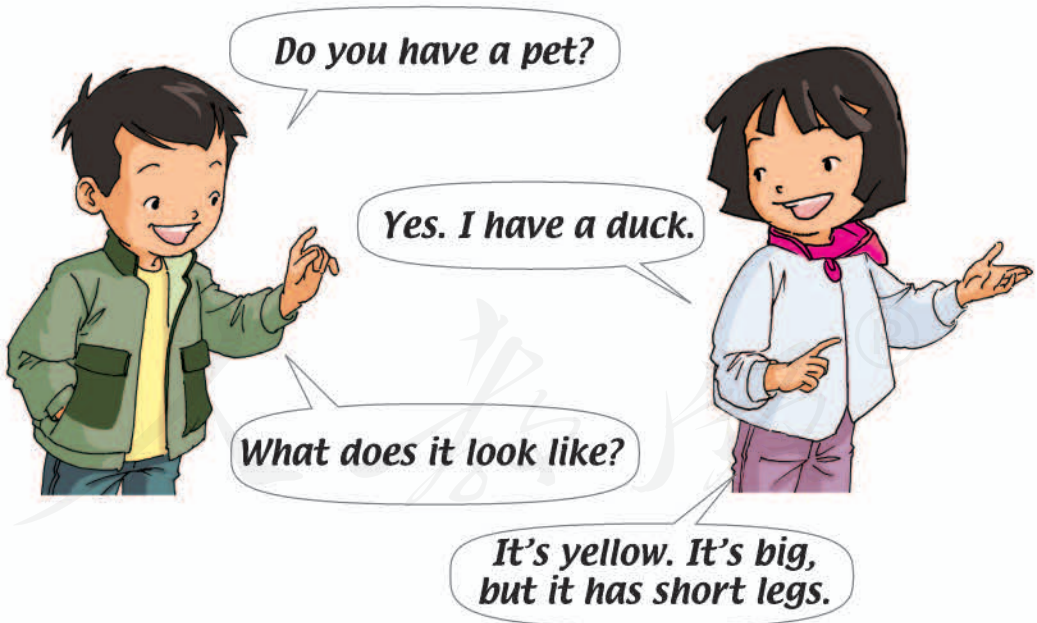
Binbin: Thank you. Do you have a dog?

Lily: No, but I have a rabbit.

Binbin: **What does it look like?**

Lily: It's white. **It has long ears and red eyes.**

B Let's talk.



C Let's write.

I have a rabbit. It has long ears.

Lesson 3

A Read and circle the right dog.

Looking for My Dog

She is a small dog. She is black, but she has two white legs. She has big ears and a short tail. She can dance.

Please call me at 8730 XXXX.



Hello. Your dog is here.



B Draw and write about your pet.

My Pet

I have a _____ . It is _____

It has _____ and _____

Let's Spell

A Listen, point and repeat. 



B Listen and number. 

pot

box

rat

not

fox

C Listen, write and say. 

p

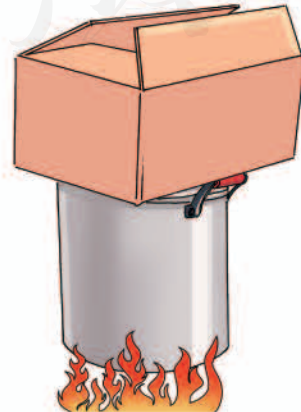
b

d

f


D Listen and repeat. 

The box is on the pot.
The pot is hot.
The box is not.
The box on the pot is not hot.



Let's Check

A Listen and circle. 



B Read, circle and write.

1. It has two arms, two hands, two legs and two feet.


It is a _____.

2. It has no arms or hands, but it has two legs.

It is a _____.

3. It has no arms or legs, but it has a long body.

It is a _____.



C Self-assessment.


Fun Time

A Good to know.

What does a pet need?



A pet needs water.



A pet needs food.



A pet needs exercise.



A pet needs your love.

B Let's make.



C Let's sing.

Look at my rabbit. It has beautiful ears.



1

Look at my dog. It has beautiful legs.



2



3

Look at my bird. It can fly.


Look at my turtle. It is cute.



I have no beautiful ears. I have no beautiful legs. I can't fly. I'm not cute.



Look at my snake. It's so long. It's beautiful!




Unit 5 Clothes



Mum, what should I wear today?


You should wear your sweater and coat. Wear your cap and gloves, too.



*You should wear
your sports shoes.
You have PE today.*

Lesson 1

A Look, listen and chant. 



B Group and say. 



C Let's write.

This is a cap. These are shoes.

Lesson 2

A Look, listen and repeat.



Ann: Mum, **what should I wear today?**
Mum: Well, it's cold and snowy outside.
You should wear your sweater and coat. Wear your cap and gloves, too.

B Choose, ask and answer.



What should I wear today?

You should wear a T-shirt and shorts.

C Let's write.

What should I wear today?

You should wear your coat.

Lesson 3

A Read and fill in the blanks.

Sydney, November 24

Dear Binbin,

How are you? It is summer in Sydney. It's very hot. I wear a T-shirt and shorts. I'm going to Beijing next week! What's the weather like in Beijing? What clothes should I wear in Beijing?

See you soon,

John



1. John is going to _____ (Sydney/Beijing) next week.
2. It's _____ (summer/winter) in Sydney.
3. John wears a _____ and _____ in Sydney.

B Now write to John.

Beijing, November 26

Dear John,

It's winter in Beijing now. It's very _____ and snowy here. You should wear a big _____ and a warm coat.

Wear a hat, a pair of gloves and thick _____, too.

I'm looking forward to seeing you!



Binbin

Word Box

socks
cold
sweater

Let's Spell

A Listen, point and repeat. 



B Listen and number. 

nut

run

hat

but

cut

C Listen, write and say. 

f

r

h

g











D Listen and repeat. 

From my hut,
I see the sun.
I see the sun,
And want to run.
It's fun to run in the sun.




Let's Check

A Listen and tick.

								
	cap	T-shirt	trousers	gloves	shorts	sweater	jacket	coat
								
								

B Read, think and write. Then report.

Beijing 
 Weather: Windy
 Temperature: 19°C

Sanya 
 Weather: Sunny
 Temperature: 30°C

Harbin 
 Weather: Snowy
 Temperature: 0°C

1. Bill is in Sanya.

He should wear _____ and _____.

2. Joy is in Beijing.

She should wear _____ and _____.

3. Andy is in Harbin.

He should wear _____ and _____.

*Bill is in Sanya. It's hot and sunny there.
 He should wear ... Joy is in ...*



C Self-assessment.

Fun Time

A Good to know.



Sheep give us wool.

This sweater  is made of wool.

Worms give us silk.

This dress 

is made of silk.



Plants give us cotton.


This T-shirt 

is made of cotton.

B Let's make.



C Let's sing.






Unit 6 Birthdays



When is your birthday, Lily?

It's in November.





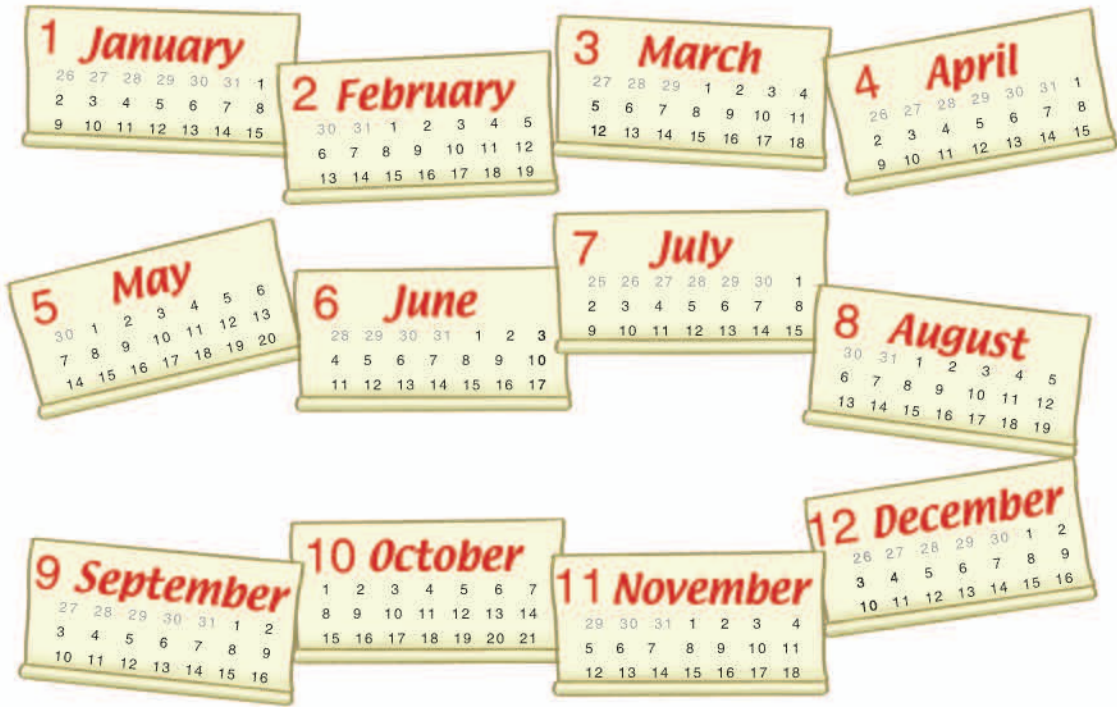
When is your birthday?

It's in May.




Lesson 1

A Look, listen and chant. 



B Order and say. 



C Let's write.

My birthday is in May.

Lesson 2

A Look, listen and repeat.



Lily: Hi Bill. Can you come to my birthday party?

Bill: Sure. **When is your birthday?**

Lily: **It's in November, on the first.**

B Let's survey.

When is your birthday, Joy?



It's in May.


name \ month	January	February	March	April	May	June	July	August	September	October	November	December
Joy					✓							

C Let's write.

When is your birthday? It's in August.


Lesson 3

A Let's read and write.

 **Come to My Snow Party**

My birthday is on January 2. Please come to a party at my house. We can eat delicious food and play in the snow!

Yaoyao





time	
place	
what to do	

B Now make a card.

Come to My Birthday Party

My birthday is on _____

Please come to my birthday party at my home! We can
_____ and _____



Let's Spell

A Look, sort and write.

cat, dot, fun, fit, mat, hit, hut, vet, box,
six, run, bag, pen, hot, bun, wig, ten,
dog, his, nut, map, leg, fan, bed, log

a	e	i	o	u

B Listen and number.

pat

leg

pot

kit

bun

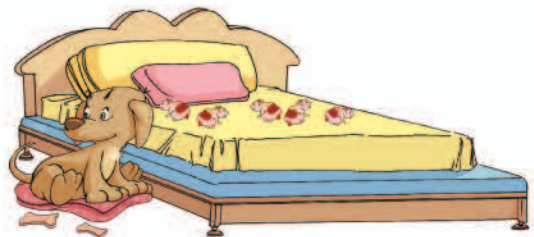
box

C Listen, write and say.

b s b r p

D Listen and repeat.

My six rats are small and red.
I let them all sit on my bed.
But my pet dog is big and fat,
So he must sit upon the mat.



Let's Check

A Listen and choose.



December

November



May

March



June

July

B Read and write.

I'm Bill, and this is my family. My mother's birthday is in April and my father's is in July. They have good weather on their birthdays. My dog Lucky's birthday is on December 25. That's Christmas Day! And me? My birthday is in October. I like October!

Now, let's write:

1. Bill's birthday is in _____.

2. His mother's birthday is in _____.

3. His father's birthday is in _____.



C Self-assessment.

Fun Time

A Good to know.



Mother's Day is on the second Sunday of May.



Children's Day is on June 1.



Teachers' Day is on September 10.



National Day is on October 1.

B Let's make.



C Let's sing.


Story Time

Is your birthday in January or February?

Here's some cake for you!



Is your birthday in March or April?




Here's some cake for you!



Is your birthday in May or June?

Yes!

5



Here's some cake for you!

6



*Hey Monkey!
When's your birthday?*

7



I don't know, but I like cake!

Revision 2

Let's Review

A Listen and number.

Bill has some new friends. Please listen and find them.



B Read, guess and write.



1. I have a pet. It's white. It has short legs. Its birthday is in

February. It can say "Woof, woof." It's a _____.


2. I have a pet. It's red. It has a big tail. Its birthday is in June.

It can swim very well. It's a _____.

3. I have a pet. It's yellow. It has small eyes. Its birthday is
in April. It can fly. It's a _____.


4. I have a pet. It's black and white. It has small ears. Its
birthday is in October. It's a _____.

Let's play.



Let's Spell

A Look, listen and number. 



B Let's chant. 



Ot, ot, ot. Hot, hot, hot.
Ot, ot, ot. Lot, lot, lot.
Ot, ot, ot. Not, not, not.
Ot, ot, ot. Pot, pot, pot.

Now, make your own chants
with **ot**, **ox**, **un** and **ut**.

C Listen and write. 



b



n




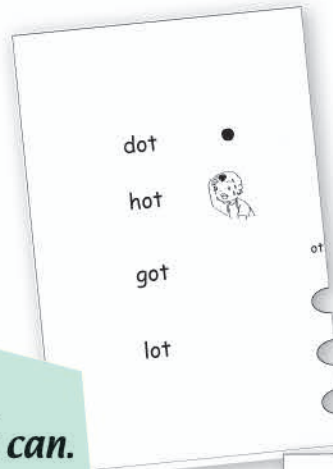


n


D Let's make a word book.



**Copy the words.
Draw pictures if you can.**



**Put them together like this.
Now you have a word book.**



**Now you have two word books.
Put them together to make
a big word book.**

*My birthday is coming.
I want a pet as a present.*

OK. What do you want?

What about a snake?

No, it's too long.

What about a tiger?


No, it's too big.

What about a mouse?

No, it's too small.

What about a monkey?

No, it's too naughty.



5

What about a turtle?


No, it's too quiet.



6

What about a cat?

Yes, it's just the right pet!



7

But I don't really like cats!

附录一 歌谣和歌曲

Unit 1

Lesson 1, A

*Hello. You're new.
What's your name,
And how old are you?*

*Hello. I'm new.
My name's Sue,
And I'm 9 years old.*

Fun Time, C

*What's your name?
What's your name?
Oh, my name is Bill.
How old are you?
How old are you?
I am 8 years old. Hey!*

Unit 2

Lesson 1, A

*I have a body.
Me too, me too!
I have two heads.
Not me, not me!*

*I have black hair.
Me too, me too!
I have four arms.
Not me, not me!
I have four hands.
Not me, not me!
I have two legs.
Me too, me too!
I have two feet.
Me too, me too!*

Fun Time, C

*If you're happy and you
know it, clap your
hands.
If you're happy and you
know it, clap your
hands.
If you're happy and you
know it,
Never be afraid to show it.
If you're happy and you
know it, clap your
hands.*

*If you're happy and you
know it, stamp your
feet.*

*If you're happy and you
know it, stamp your
feet.*

*If you're happy and you
know it,
Never be afraid to show it.*

*If you're happy and you
know it, stamp your
feet.*

Unit 3

Lesson 1, A

I like bread.

I like cake.

I like potatoes,

And ice cream, too!

I like meat.

I like fruit.

I like tomatoes.

What about you?

Fun Time, C

*Put some bread on the
plate.*

*Put some bread on the
plate.*

*Put some meat on the
bread.*

*Put some meat on the
bread.*

Put some eggs on the meat.

Put some eggs on the meat.

*Put some bread on the
eggs.*

*Put some bread on the
eggs.*

Now what is it?

It's a sandwich!

Unit 4

Lesson 1, C

I have a turtle. It's green.

I have a rabbit. It's white.

I have a duck. It's yellow.

They are great! That's right!

I have a snake. It's long.

I have a chicken. It's small.

We have five great pets,

And we love them all.

Fun Time, C

*I'm a snake. Do you see?
I'm a snake. Look at me!
I am green and I am long.
I'm a snake. That's me!*

*I'm a cat. Do you see?
I'm a cat. Look at me!
I am black and I am thin.
I'm a cat. That's me!*

*I'm a duck. Do you see?
I'm a duck. Look at me!
I am yellow and I am
small.
I'm a duck. That's me!*

*I'm a dog. Do you see?
I'm a dog. Look at me!
I am big and I am brown.
I'm a dog. That's me!*

Unit 5

Lesson 1, C

*This is your sweater,
And your jacket, too.
This coat's for me,
And this cap's for you.*

*These are your trousers,
And your shoes, too.
These gloves are for me,
And these clothes are for
you.*

Fun Time, C

*What should I wear today?
You should wear some socks.
What should I wear today?
You should wear some pants.*

*What should I wear today?
You should wear a shirt.
What should I wear today?
You should wear a hat.*

Unit 6

Lesson 1

*My birthday's in this month.
Happy birthday!
My birthday's in this month.
Stand up and say:
January! February! March!
April! May! June!*

*My birthday's in this month.
Happy birthday!*

*My birthday's in this
month.
Stand up and say:
July! August! September!
October! November!
December!*

Fun Time, C

*January, February,
March, April, May and
June,
July, August, September,
October, November,
December.*

人教版®

附录二 自我评价表

Unit 1

1. 我能认读这些单词，会默写其中部分单词。


my your name new year old

2. 我能用英语介绍自己的姓名、年龄和所在班级。

name: _____ _____	My Picture 
age: _____ _____	
class: _____ _____	

Unit 2

1. 我能用英语说出以下身体部位，能认读相应单词，会默写其中部分单词。



2. 我能用 **His/Her ... hurts.** 介绍小动物受了什么伤。



Unit 3

1. 我能用英语说出以下食物的名称，能认读相应单词，会默写其中部分单词。



2. 我能用英语 *I want ...* 陈述自己想吃什么食物。

bread

ice cream

cake

tomatoes

potatoes

meat

fruit

Unit 4

1. 我能用英语说出这些小动物的名称，能认读相应单词，会默写其中部分单词。



2. 我可以用 *It has ...* 介绍上面的小动物。

Unit 5

1. 我能用英语说出这些衣物的名称，能认读相应单词，会默写其中部分单词。



2. 我能根据天气状况，用 **You should wear ...** 告诉朋友穿什么衣服。



-1°C



15°C



30°C

Unit 6

1. 我能用英语说出 12 个月的名称，能认读部分单词。



2. 我能用 **My birthday is in ...** 介绍自己的生日在几月份。

附录三 单元词汇表

(注:红色词为每单元的重点词汇;绿色词为每单元复现的1-4册中出现过的、与本单元话题相关的词汇)

Unit 1		help	帮助 (15)
my	我的 (4)	bad	坏的;糟糕 (16)
your	你的 (4)	bite	咬 (16)
name	名字;姓名 (4)	tongue	舌头 (16)
new	新的;新来的 (4)	kick	踢 (16)
year	年;岁数 (4)	morning	早晨 (16)
old岁的;年老的 (4)	afternoon	下午 (16)
how old	(年龄)多大 (5)	summary	总结,摘要 (16)
class	班级 (5)	face	脸
grade	年级 (6)	eye	眼睛
age	年龄 (6)	nose	鼻子
dear	亲爱的(用于书信中, 表示客气)(6)	mouth	嘴巴
		ear	耳朵
Unit 2		Unit 3	
body	身体 (14)	bread	面包 (24)
head	头 (14)	cake	蛋糕 (24)
hair	头发 (14)	fruit	水果 (24)
arm	胳膊 (14)	ice cream	冰淇淋 (24)
hand	手 (14)	potato	土豆 (24)
leg	腿 (14)	tomato	西红柿 (24)
foot (feet)	脚 (14)	meat	肉 (24)
the matter	麻烦事,困难; 毛病 (15)	for	当作,作为 (25)
hurt	疼痛;弄疼 (15)	shopping list	购物单 (26)
		cola	可乐 (26)

buy	买 (26)
rice	米饭; 米
noodles	面条
vegetables	蔬菜
fish	鱼肉
chicken	鸡肉
egg	鸡蛋

Unit 4

duck	鸭子 (40)
chicken	小鸡 (40)
rabbit	兔子 (40)
pet	宠物 (40)
snake	蛇 (40)
turtle	海龟 (40)
small	小的 (40)
long	长的 (40)
look for	寻找 (42)
tail	尾巴 (42)
dance	跳舞 (42)
cat	猫
dog	狗
bird	鸟
fish	鱼
monkey	猴子
tiger	老虎
big	大, 大的
short	短, 短的

Unit 5

cap	帽子 (50)
coat	大衣 (50)
shoes	鞋 (50)
sweater	毛衣 (50)
jacket	夹克衫 (50)
gloves	手套 (50)
trousers	裤子 (50)
should	应该 (51)
wear	穿 (51)
week	星期 (52)
soon	不久, 很快 (52)
look forward to	盼望, 期待 (52)

T-shirt T恤衫;
短袖圆领汗衫

shorts 短裤

socks 短袜

skirt 裙子

dress 连衣裙; 套裙

shirt 衬衫

Unit 6

January	一月 (60)
February	二月 (60)
March	三月 (60)
April	四月 (60)

<i>May</i>	五月 (60)	<i>November</i>	十一月 (60)
<i>June</i>	六月 (60)	<i>December</i>	十二月 (60)
<i>July</i>	七月 (60)	<i>birthday</i>	生日 (61)
<i>August</i>	八月 (60)	<i>first</i>	第一 (61)
<i>September</i>	九月 (60)	<i>party</i>	聚会 (62)
<i>October</i>	十月 (60)	<i>delicious</i>	美味的 (62)

人教版®

附录四 总词汇表

(注: 红色词为本册的重点词汇; 绿色词为本册复现的1-4册中出现过的、与本册话题相关的词汇)

A			
afternoon	下午(16)	cola	可乐(26)
age	年龄(6)	D	
April	四月(60)	dance	跳舞(42)
arm	胳膊(14)	dear	亲爱的(用于书信中, 表示客气)(6)
August	八月(60)	December	十二月(60)
B		delicious	美味的(62)
bad	坏的; 糟糕(16)	dog	狗
big	大, 大的	dress	连衣裙; 套裙
bird	鸟	duck	鸭子(40)
birthday	生日(61)	E	
bite	咬(16)	ear	耳朵
body	身体(14)	egg	鸡蛋
bread	面包(24)	eye	眼睛
buy	买(26)	F	
C		face	脸
cake	蛋糕(24)	February	二月(60)
cap	帽子(50)	first	第一(61)
cat	猫	fish	鱼肉; 鱼
chicken	鸡肉	foot (feet)	脚(14)
chicken	小鸡(40)	for	当作, 作为(25)
class	班级(5)	fruit	水果(24)
coat	大衣(50)		

G
gloves 手套 (50)
grade 年级 (6)

H
hair 头发 (14)
hand 手 (14)
head 头 (14)
help 帮助 (15)
how old (年龄)多大 (5)
hurt 疼痛; 弄疼 (15)

I
ice cream 冰淇淋 (24)

J
jacket 夹克衫 (50)
January 一月 (60)
July 七月 (60)
June 六月 (60)

K
kick 踢 (16)

L
leg 腿 (14)
long 长的 (40)
look for 寻找 (42)

look forward to
盼望, 期待 (52)

M
March 三月 (60)
matter, the 麻烦事, 困难;
毛病 (15)
May 五月 (60)
meat 肉 (24)
monkey 猴子
morning 早晨 (16)
mouth 嘴巴
my 我的 (4)

N
name 名字; 姓名 (4)
new 新的; 新来的 (4)
noodles 面条
nose 鼻子
November 十一月 (60)

O
October 十月 (60)
old岁的; 年老的 (4)

P
party 聚会 (62)
pet 宠物 (40)

potato 土豆 (24)

R

rabbit 兔子 (40)

rice 米饭; 米

S

September 九月 (60)

shirt 衬衫

shoes 鞋 (50)

shopping list 购物单 (26)

short 短, 短的

shorts 短裤

should 应该 (51)

skirt 裙子

small 小的 (40)

snake 蛇 (40)

socks 短袜

soon 不久, 很快 (52)

summary 总结, 摘要 (16)

sweater 毛衣 (50)

T

tail 尾巴 (42)

tiger 老虎

tomato 西红柿 (24)

tongue 舌头 (16)

trousers 裤子 (50)

T-shirt T 恤衫;

短袖圆领汗衫

turtle 海龟 (40)

V

vegetables 蔬菜

W


wear 穿 (51)

week 星期 (52)

Y

year 年; 岁数 (4)

your 你的 (4)



后 记

本册教科书是人民教育出版社课程教材研究所英语课程教材研究开发中心依据教育部《义务教育英语课程标准》（2011年版）与加拿大灵通教育有限公司合作编写的，经国家基础教育课程教材专家工作委员会2013年审查通过。北京市海淀区教师进修学校对本册教科书的修订提供了全方位的支持。

本册教科书集中反映了基础教育教科书研究与实验的成果，凝聚了参与课改实验的教育专家、学科专家、教研人员以及一线教师的集体智慧。我们感谢所有对本册教科书的编写、出版提供过帮助与支持的同仁和社会各界朋友，以及整体设计艺术指导吕敬人等。我们还要特别感谢原教科书主要编写人员龚亚夫、马淑英、柳宁、谢乃莹、梁丽霞、刘云松，以及Sandra Purchase。马淑英、张海翔、刘莹（北京石油学院附属小学）和刘莹（北京师范大学实验小学）在本册教科书修订过程中也参与了讨论，在此一并表示感谢。

本册教科书出版之前，我们通过多种渠道与教科书选用作品（包括照片、画作）的作者进行了联系，得到了他们的大力支持。对此，我们表示衷心的感谢！但仍有部分作者未能取得联系，恳请入选作品的作者与我们联系，以便支付稿酬。

我们真诚地希望广大教师、学生及家长在使用本册教科书的过程中提出宝贵意见，并将这些意见和建议及时反馈给我们。让我们携起手来，共同完成义务教育教材建设工作！

联系方式

电 话：010-58758283

电子邮箱：jcfk@pep.com.cn

人民教育出版社 课程教材研究所
英语课程教材研究开发中心
2013年5月

