

义务教育教科书

英语

(一年级起点)

二年级

上册

(中 国)人民教育出版社 课程教材研究所
英语课程教材研究开发中心 编著
(加拿大)灵 通 教 育 有 限 公 司

人教版®

人民教育出版社

·北京·

Copyright © 2013 by People's Education Press Ltd. and Lingo Learning Inc.
No part of this publication may be reproduced or transmitted in any form or by any means,
without permission in writing from the publisher.

版权所有，未经出版社书面同意，任何人不得以任何形式或方式复制或转换本作品的任何部分。

主 编：吴 欣 Larry Swartz Beth Levy
副 主 编：陶明天 闫赤兵

主要编写人员：陈卫卫 张鲁静 马淑英 张海翔 刘 莹 蒋东伟 卜 菁
Bill Mayes Chris Andersen

责任编辑：马 茜
美术编辑：李宏庆

封面设计：吕 旻 李宏庆
版式设计：李宏庆 张 静
插 图：李思东工作室

义务教育教科书 英语（一年级起点）二年级 上册
（中 国）人民教育出版社 课程教材研究所
英语课程教材研究开发中心 编著
（加拿大）灵 通 教 育 有 限 公 司

出 版 人民教育出版社
（北京市海淀区中关村南大街 17 号院 1 号楼 邮编：100081）

网 址 <http://www.pep.com.cn>

重 印 ××× 出版社

发 行 ××× 新华书店

印 刷 ××× 印刷厂

版 次 2013 年 6 月第 1 版

印 次 年 月第 次印刷

开 本 787 毫米 × 1092 毫米 1/16

印 张 4

插 页 2

字 数 85 千字

印 数 册

书 号 ISBN 978-7-107-26362-0

定 价 元

版权所有·未经许可不得采用任何方式擅自复制或使本产品任何部分·违者必究
如发现内容质量问题，请登录中小学教材意见反馈平台：jcyjfk.pep.com.cn
如发现印、装质量问题，影响阅读，请与 ××× 联系调换。电话：×××-××××××××

致同学

亲爱的同学：

你好！欢迎回到“新起点英语”的世界。

在这里，**Andy, Bill, Binbin, Joy, Lily** 和 **Yaoyao** 将继续陪你漫游英语世界，小狗 **Lucky** 和天使 **Angel** 也会时不时带给你许多惊喜。

在这里，你将继续学习英语对话、英语歌曲和英语故事，继续参与英语活动和游戏，并开始学习英语字母在单词词首的发音。在这个过程中，你一定会遇到不少困难，但千万不要害怕，只要努力多听、多说和多练，你一定会取得进步！

经过一年的学习，你是不是发现，歌曲、歌谣、游戏和活动不仅带给你很多快乐，还使你不知不觉地学会了很多英语？是吧！那就继续享受这份快乐吧！

最后，我告诉你一个小窍门：在听、读故事之前，自己先看看故事的图片，根据图片猜猜故事的情节，然后再去听录音或读文字。这能帮助你更快、更好地理解故事。我知道，同学们都喜欢一遍又一遍地听故事。回家后，你就跟着录音一遍又一遍地听吧。对了，别忘了和爸爸妈妈或小伙伴一起分享这些有趣的故事哦。用英文讲故事一定很酷！

好了，现在就让我们一起继续“新起点英语”之旅吧。

编者
2013年5月



Angel



Bill



Andy



Miss Wu



Lily



Joy



Yaoyao



Binbin




Lucky

目 录

Unit 1 My Family	2
Unit 2 Boys and Girls	10
Unit 3 My Friends	18
Revision 1	26
Unit 4 In the Community	28
Unit 5 In the Park	36
Unit 6 Happy Holidays	44
Revision 2	52
附录一 歌谣和歌曲.....	54
附录二 单元词汇表.....	57
附录三 总词汇表.....	59

Unit 1 My Family



Who's he?

He is my father.





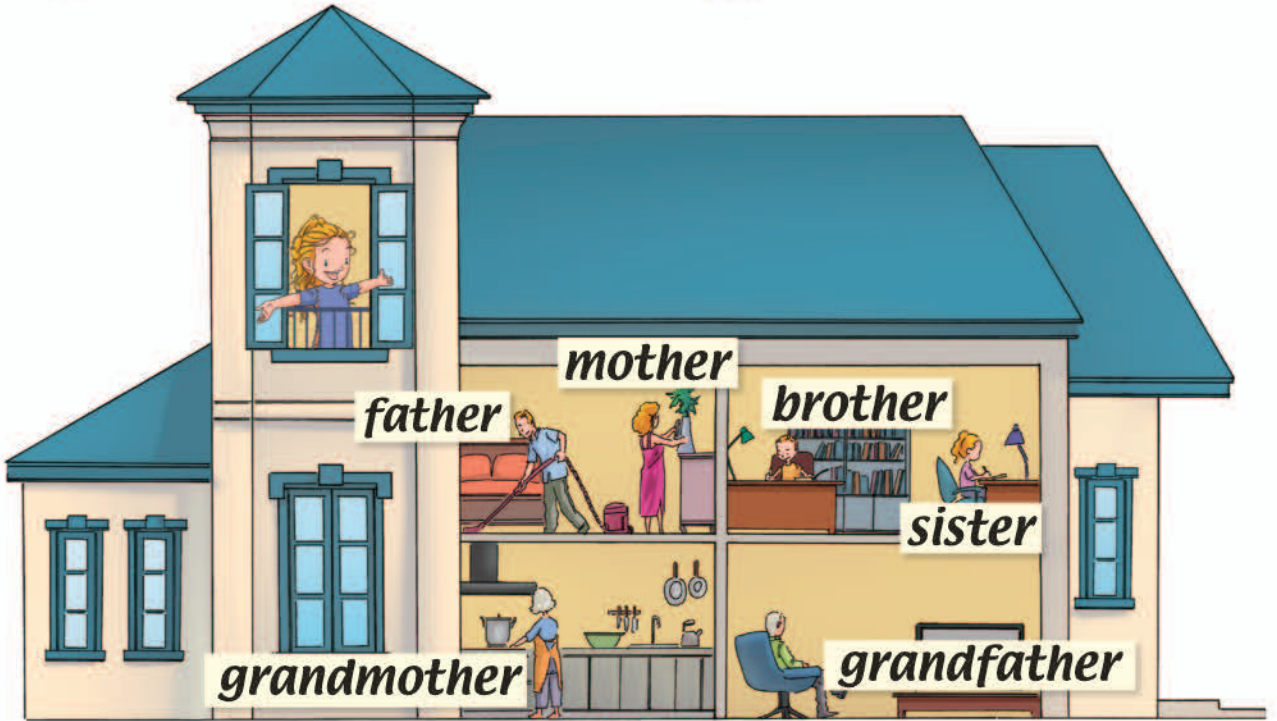
Who's she?

She is my mother.




Lesson 1

A Look, listen and chant. 




B Role-play and say. 



C Listen and chant again. 

Lesson 2

A Look, listen and repeat. 




Who's he?

He is my father.

Who's she?

She is my mother.

B Show and say. 



Who's he?


He is my grandfather.

Who's she?

She is my mother.

Lesson 3

A Let's play. 



Who's she?



She's my mother.



B Listen and repeat. 



apple book cat door



Review & Rewards

A Let's review.

B Let's stick.



Story Time






Unit 2 Boys and Girls



What's his name?

His name is Panpan.




What's her name?

Her name is Candy.

Lesson 1

A Look, listen and chant. 




B Listen and say. 




C Listen and chant again. 

Lesson 2

A Look, listen and repeat. 




B Choose and say. 



Lesson 3

A Let's play.



B Listen and repeat.


egg fish girl head





Review & Rewards




A Let's review.

B Let's stick.



Story Time





Unit 3 My Friends

What does he look like?



He is tall.





What does she look like?

She is pretty.

Lesson 1

A Look, listen and chant. 



B Let's play. 



He is a boy.
He is handsome.

She is a girl. She is tall.

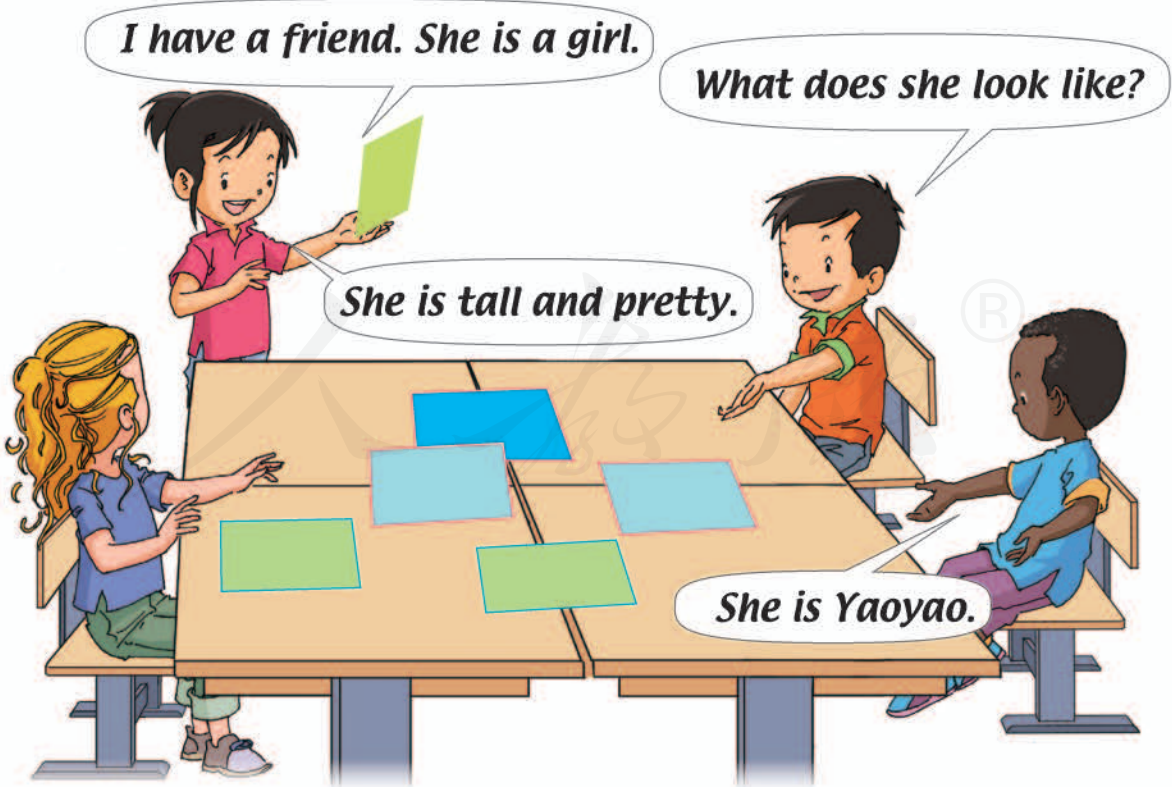
C Listen and chant again. 

Lesson 2

A Look, listen and repeat.




B Guess and say.



Lesson 3

A Draw and say.



B Listen and repeat.


ice cream juice kite light




Review & Rewards



A Let's review.

B Let's stick.



Story Time





Revision 1

A Look, listen and point. 

B Let's say.

C Let's play.



What does he look like?



START



Who's he?



FINISH




What's his name?




Unit 4 In the Community

Where are you going?

I'm going to the zoo.



为未来存下一片绿!




Where are you going?

I'm going to the park.



Lesson 1

A Look, listen and chant.



B Look and say.

Where is Lily?



She is at the zoo.



C Listen and chant again.

Lesson 2

A Look, listen and repeat. 



B Let's play. 




Lesson 3

A Choose and say.

Hi, Yaoyao.
Where are you going?



I want a book.
I'm going to
the bookshop.



B Listen and repeat.

monkey

nose

orange



park




Review & Rewards

A Let's review.

B Let's stick.




Story Time



No. We just stay at home.




Happy birthday!



I'm happy at home with my friends!



Unit 5 In the Park



*There is a boat
on the lake.*


*There are trees
in the park.*



**There are birds
in the park.**

Lesson 1

A Look, listen and chant. 



B Act and say. 

What's this? It's ...



C Listen and chant again. 

Lesson 2

A Look, listen and repeat. 



B Look, point and say. 




Lesson 3

A Look and say.

There is a ruler on the desk.

There are pencils in the schoolbag.



B Listen and repeat.

®

queen ruler skirt teacher under




Review & Rewards

A Let's review.

B Let's stick.



Story Time







Unit 6 Happy Holidays



Here is a present for you.

Thank you.



Lesson 1

A Look, listen and chant. 



Father Christmas



Christmas tree



card



present



B Act and say. 

Merry Christmas!

You too!

Here is a present for you.

Thank you.



C Listen and chant again. 

Lesson 2

A Look, listen and chant. 🎧



B Act and say. 🎧



C Listen and chant again. 🎧

Lesson 3

A Act and say.

Merry Christmas, Bill!

Here is a plane
for you.

Do you like
the plane?

You too!

Thank you.

Yes, I do.



B Listen and repeat.

vegetable water box yellow zoo



Review & Rewards

A Let's review.

B Let's stick.



New

Christmas

Story Time






Revision 2

A Look, listen and point. 

B Let's say.


C Let's play.



Where are you going?

START





FINISH



Here is a present for you.



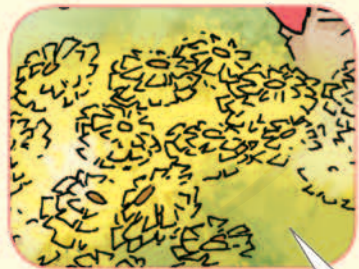
Happy New Year!



Happy New Year



Here is a card for you.



There is/are ...



Merry Christmas!

附录一 歌谣和歌曲

Unit 1

Lesson 1, A & C

*I'm so happy.
Can you see?
Come and meet my family.
My father, my mother,
My sister, my brother,
Grandfather, grandmother,
And me!*

补充歌曲

*Who is he? Who is she?
They are all my family.
He's my father. She's
my mother.
She's my sister. He's
my brother.
Who is he? Who is she?
They are all my family.*

Unit 2

Lesson 1, A & C

*She is a girl. She is
my classmate.
He is a boy. He is my friend.*

*I like them. They like me,
too.*

*She is a woman. She is
my mother.
He is a man. He is my father.
I love them. They love me,
too.*

补充歌曲

*Look! There's a girl.
What's her name?
Her name's Lily.
She's my friend.
And there's a boy.
What's his name?
His name's Andy.
He's my friend, too.*

Unit 3

Lesson 1, A & C

*He is big and he is tall.
He is handsome, too.
He's a great boy.
I'm great, too.*

*She is short and she is thin.
She is pretty, too.
She's a nice girl.
I'm nice, too.*

补充歌曲

*I have a new classmate.
He's tall and strong.
And he is my friend.
I like my new friend!*

*I have a new classmate.
She's pretty and thin.
And she is my friend.
I like my new friend!*

Unit 4

Lesson 1, A & C

*Bill is in the bookshop.
Lily's at the zoo.
Joy is in the supermarket.
Andy's at school.
Binbin's in the park.
Mike's there, too.
Yaoyao's in the hospital.
Where are you?*

补充歌曲

Where are you going?

*I'm going to the zoo.
I like tigers. I'm going
with you!*

*Where are you going?
I'm going to the park.
I like flowers. I'm going
with you!*

*Where are you going?
I'm going to school.
I like English. I'm going
with you!*

Unit 5

Lesson 1, A & C

*The boy is on a boat.
The boat is on the lake.
The lake is in the park.
They are all in the park!*

*The flower is in the grass.
The grass is under the tree.
The tree is on the hill.
The hill is in the park.
They are all in the park!*

补充歌曲

I am in the park.

*What can I see?
I can see a lake.
I can see a tree.
I can see a hill.
I can see you!
I can see you!*

*You are in the park.
What can you see?
Can you see a flower?
Can you see a boat?
Can you see the grass?
Can you see me?
Can you see me?*

Unit 6

Lesson 1, A & C

*Merry Christmas, little boy!
Here's a card for you.
Thank you. Thank you,
 Father Christmas.
Merry Christmas to you!*

*Merry Christmas, little girl!
Here's a present for you.
Thank you. Thank you,
 Father Christmas.
Merry Christmas to you!*

*Merry Christmas,
 boys and girls!
Here's a Christmas tree
 for you.
Thank you. Thank you,
 Father Christmas.
We all love you!*

Lesson 2, A & C

*Happy New Year,
 my classmate!
Here is a card for you.
Thank you. Thank you,
 my classmate.
Happy New Year to you!*

*Happy New Year, my friend!
Here is a present for you.
Thank you. Thank you,
 my friend.
Happy New Year to you!*

补充歌曲

*We wish you
 a merry Christmas!
We wish you
 a merry Christmas!
We wish you
 a merry Christmas,
 and a happy New Year!*

附录二 单元词汇表

(注: 红色词为本册的重点词汇)

Unit 1

father 父亲; 爸爸 (4)

mother 母亲; 妈妈 (4)

brother 兄; 弟 (4)

sister 姐; 妹 (4)

grandmother
(外) 祖母 (4)

grandfather
(外) 祖父 (4)

who 谁 (5)

he 他 (5)

she 她 (5)

Unit 2

classmate 同班同学 (12)

friend 朋友 (12)

woman 女人 (12)

girl 女孩 (12)

man 男人 (12)

boy 男孩 (12)

look 看; 瞧 (13)

his 他的 (13)

name 名字 (13)

her 她的 (13)

or 还是 (14)

Unit 3

big 大的 (20)

tall 高的 (20)

pretty 漂亮的,
可爱的 (20)

thin 瘦的 (20)

short 矮的 (20)

handsome 漂亮的,
英俊的 (20)

new 新的 (21)

does (助动词) (21)

Unit 4

bookshop 书店 (30)

zoo 动物园 (30)

school 学校 (30)

supermarket 超市 (30)

park 公园 (30)

hospital 医院 (30)

go 去 (31)

to 向, 朝 (31)

Unit 5

grass 草 (38)

tree 树 (38)

flower 花；花朵 (38)
boat 小船 (38)
lake 湖 (38)
hill 小山 (38)

Unit 6

Christmas 圣诞节 (46)

Father Christmas
圣诞老人 (46)

Christmas tree
圣诞树 (46)

card 贺卡；明信片 (46)

present 礼物 (46)

New Year 新年 (47)

merry 高兴的；
愉快的 (46)

too 也；又 (46)

here 这儿 (46)

for (表示接受某事物或从某
事物中获益的人) (46)

thank 谢谢 (46)

happy 快乐的；
幸福的 (47)

人教版®

附录三 总词汇表

(注: 红色词为本册的重点词汇)

B		friend	朋友 (12)
big	大的 (20)		
boat	小船 (38)	G	
bookshop	书店 (30)	girl	女孩 (12)
boy	男孩 (12)	go	去 (31)
brother	兄; 弟 (4)	grandfather	(外) 祖父 (4)
C		grandmother	(外) 祖母 (4)
card	贺卡; 明信片 (46)	grass	草 (38)
Christmas	圣诞节 (46)	H	
Christmas tree	圣诞树 (46)	handsome	漂亮的, 英俊的 (20)
classmate	同班同学 (12)	happy	快乐的; 幸福的 (47)
D		he	他 (5)
does	(助动词) (21)	her	她的 (13)
F		here	这儿 (46)
father	父亲; 爸爸 (4)	hill	小山 (38)
Father Christmas	圣诞老人 (46)	his	他的 (13)
flower	花; 花朵 (38)	hospital	医院 (30)
for	(表示接受某事物或从某事物中获益的人) (46)		

L**lake** 湖 (38)**look** 看; 瞧 (13)**M****man** 男人 (12)**merry** 高兴的;
愉快的 (46)**mother** 母亲; 妈妈 (4)**N****name** 名字 (13)**new** 新的 (21)**New Year** 新年 (47)**O****or** 还是 (14)**P****park** 公园 (30)**present** 礼物 (46)**pretty** 漂亮的,
可爱的 (20)**S****school** 学校 (30)**she** 她 (5)**short** 矮的 (20)**sister** 姐; 妹 (4)**supermarket** 超市 (30)**T****tall** 高的 (20)**thank** 谢谢 (46)**thin** 瘦的 (20)**to** 向, 朝 (31)**too** 也; 又 (46)**tree** 树 (38)**W****who** 谁 (5)**woman** 女人 (12)**Z****zoo** 动物园 (30)

后 记

本册教科书是人民教育出版社课程教材研究所英语课程教材研究开发中心依据教育部《义务教育英语课程标准》（2011年版）与加拿大灵通教育有限公司合作编写的，经国家基础教育课程教材专家工作委员会2013年审查通过。北京市海淀区教师进修学校对本册教科书的修订提供了全方位的支持。

本册教科书集中反映了基础教育教科书研究与实验的成果，凝聚了参与课改实验的教育专家、学科专家、教研人员以及一线教师的集体智慧。我们感谢所有对本册教科书的编写、出版提供过帮助与支持的同仁和社会各界朋友，以及整体设计艺术指导吕敬人等。我们还要特别感谢原教科书主要编写人员龚亚夫、李静纯、孔庆芳、柳宁、谢乃莹、王晓东、梁丽霞，以及Ronald Lynd。

本册教科书出版之前，我们通过多种渠道与教科书选用作品（包括照片、画作）的作者进行了联系，得到了他们的大力支持。对此，我们表示衷心的感谢！但仍有部分作者未能取得联系，恳请入选作品的作者与我们联系，以便支付稿酬。

我们真诚地希望广大教师、学生及家长在使用本册教科书的过程中提出宝贵意见，并将这些意见和建议及时反馈给我们。让我们携起手来，共同完成义务教育教材建设工作！

联系方式

电 话：010-58758251

电子邮箱：jck@pep.com.cn

人民教育出版社 课程教材研究所
英语课程教材研究开发中心
2013年5月

Unit 1



Look, listen and chant.



Role-play and say.



Listen and chant again.



Look, listen and repeat.



Show and say.



Let's play.




Listen and repeat.


Unit 2



Look, listen and chant.



Listen and say.



Listen and chant again.



Look, listen and repeat.



Choose and say.



Let's play.



Listen and repeat.

Unit 3



Look, listen and chant.



Let's play.



Listen and chant again.



Look, listen and repeat.



Guess and say.



Draw and say.



Listen and repeat.

Unit 4



Look, listen and chant.



Look and say.



Listen and chant again.



Look, listen and repeat.



Let's play.




Choose and say.




Listen and repeat.

Unit 5




Look, listen and chant.



Act and say.



Listen and chant again.



Look, listen and repeat.



Look, point and say.



Look and say.



Listen and repeat.

Unit 6



Look, listen and chant.



Act and say.



Listen and chant again.



Look, listen and chant.



Act and say.












Listen and chant again.










Act and say.



Listen and repeat.



人教版®



人教版®