



教育部审定

2012

义务教育教科书

# 英语

(三年级起点)

## 三年级

## 下册



人民教育出版社

义务教育教科书

# 英语

(精通)

(三年级起点)

## 三年级

### 下册

(中 国)人民教育出版社 课程教材研究所  
英语课程教材研究开发中心 编著  
(新加坡)泛太平洋教育出版有限公司

人教版®

人民教育出版社

·北京·

Copyright © 2012 by People's Education Press Ltd. and Pan Pacific Educational Press Ltd.  
No part of this publication may be reproduced or transmitted in any form or by any means,  
without permission in writing from the publisher.

版权共有，未经出版社书面同意，任何人不得以任何形式或方式复制或转换本作品的任何部分。

主 编：郝建平 Chailee Dodds

副 主 编：李静纯 陈 力

主要编写人员：郝建平 李静纯 Heather Jones Chailee Dodds

陈 力 刘 岩 吴悦心 杜志娴

责任编辑：熊金霞

美术编辑：Joyce Lee

封面设计：吕 旻 何安冉

版式设计：新加坡泛太平洋教育出版有限公司

插 图：何安冉（封面） Matthew Cole 严 峥

义务教育教科书 英语（三年级起点） 三年级 下册

（中 国）人民教育出版社 课程教材研究所

英语课程教材研究开发中心 编著

（新加坡）泛太平洋教育出版有限公司

---

出 版 人民教育出版社

（北京市海淀区中关村南大街 17 号院 1 号楼 邮编：100081）

网 址 <http://www.pep.com.cn>

重 印 ××× 出版社

发 行 ××× 新华书店

印 刷 ××× 印刷厂

版 次 2012 年 10 月第 1 版

印 次 年 月第 次印刷

开 本 787 毫米 × 1092 毫米 1/16

印 张 6

字 数 120 千字

印 数 册

书 号 ISBN 978-7-107-25220-4

定 价 元

价格依据文件号：京发改规 [2016] 13 号

---

版权所有·未经许可不得采用任何方式擅自复制或使本产品任何部分·违者必究

如发现内容质量问题，请登录中小学教材意见反馈平台：[jcyjfk.pep.com.cn](http://jcyjfk.pep.com.cn)

如发现印、装质量问题，影响阅读，请与×××联系调换。电话：×××-××××××××

# 致同学

A



B

亲爱的同学们：

你们好！新的学期开始啦！你们将在第一学期英语学习的基础上继续增长英语知识，提高英语运用的水平。

在新的学期里，你们又和 Peter, Li Yan, Kate, Yang Ming, Lisa 和 Gao Wei 这几位老朋友见面啦！还有活泼可爱、聪明伶俐的 Cat 和灵敏好动、滑稽淘气的 Monkey。在这里，请大家首先重温第一册“致同学”中告诉你们的学习方法：在真实的生活情景中，在快乐有趣的活动中，学会运用英语做有益的事情。

我们希望大家继续在好学、乐学、勤学的状态中感知英语，接受英语，使用英语，掌握英语。我们建议每一个同学都能听对话，做表演，感知英语；唱歌曲，诵歌谣，巩固语音、语调和语句；手拉手，做事情，在共同行动的体验中相互激励，分享小组学习的快乐；动脑筋，想问题，在独立思考的努力中接受挑战，克服困难，体验成功，提高自主学习的能力。

第二册书的六个单元包括六个话题：学校生活、数字、家庭、饮食、动物和服装。在这些话题的学习中，你们将复习一些已经学过的话题和内容，还要学习一些新的话题和内容，而且这些内容都很贴近你们的日常生活。你们将通过会话交流、操练词汇、说唱玩演、角色扮演和真实任务等多样化的课堂活动，学习英语的基础知识和基本技能。本册书各单元的最后一课仍是幽默有趣的故事 (Fun story) 栏目，同学们可以通过听、读、表演 Cat 和 Monkey 的幽默故事，巩固和运用本单元所学的知识。

每三个单元之后的快乐时光 (Fun Time) 不但可以帮助同学们复习巩固已经学过的知识，借助有效的活动还可以增强你们的语言运用能力。希望大家在 Fun Time 的激情做事和灵活运用的活动中，取得复习和拓展的良好效果。

本册书的文化专栏中，大家将会学习和了解有关母亲节和各国特色服饰的小知识。

为帮助你们更顺利地学好英语，我们特意准备了与学生用书同步学习的活动手册、学生卡片、录音磁带等，你们可以根据自己的需要选用。

祝愿大家在快乐的英语学习中取得优异的成绩！



D

E

编者  
2012年10月





# Contents



<b>Unit 1</b>	<b>Let's go to school.</b>	<b>2</b>
<b>Unit 2</b>	<b>I'm in Class One, Grade Three.</b>	<b>14</b>
<b>Unit 3</b>	<b>This is my father.</b>	<b>26</b>
<b>Fun Time 1</b>		<b>38</b>
<b>Unit 4</b>	<b>Do you like candy?</b>	<b>44</b>
<b>Unit 5</b>	<b>It's a parrot.</b>	<b>56</b>
<b>Unit 6</b>	<b>Is this your skirt?</b>	<b>68</b>
<b>Fun Time 2</b>		<b>80</b>
<b>Words in each unit</b>		<b>86</b>
<b>Vocabulary</b>		<b>89</b>

WELCOME



# TO ENGLISH







## Lesson 1



### Just talk



Hello, Kate! Nice to see you again.

Hi, Gao Wei! Glad to see you again.

Let's go to school.

OK. Let's go!



# Just learn



classroom



school



# Let's sing



1 = D  $\frac{2}{4}$

Let's go to school.



$\underline{5} \quad \underline{3} \quad \underline{3} \quad \underline{3} \quad | \quad \underline{4} \quad \underline{2} \quad \underline{2} \quad \underline{2} \quad | \quad \underline{1} \quad \underline{2} \quad \underline{3} \quad \underline{4} \quad | \quad \underline{5} \quad \underline{5} \quad \underline{5} \quad |$   
 Hello, Gao Wei! Hello, Kate! Nice to see you a -gain.

$\underline{5} \quad \underline{3} \quad \underline{3} \quad \underline{3} \quad | \quad \underline{4} \quad \underline{2} \quad \underline{2} \quad \underline{2} \quad | \quad \underline{1} \quad \underline{3} \quad \underline{5} \quad \underline{5} \quad | \quad \underline{3} \quad \underline{0} \quad |$   
 Hello, Gao Wei! Hello, Kate! Let's go to school.

$\underline{2} \quad \underline{2} \quad \underline{2} \quad | \quad \underline{2} \quad \underline{3} \quad \underline{4} \quad \underline{4} \quad | \quad \underline{3} \quad \underline{3} \quad \underline{3} \quad | \quad \underline{3} \quad \underline{4} \quad \underline{5} \quad \underline{5} \quad |$   
 Go to school. Go to the classroom. Go to school. Go to the classroom.

$\underline{5} \quad \underline{3} \quad \underline{3} \quad \underline{3} \quad | \quad \underline{4} \quad \underline{2} \quad \underline{2} \quad \underline{2} \quad | \quad \underline{1} \quad \underline{3} \quad \underline{5} \quad \underline{5} \quad | \quad \underline{1} \quad \underline{0} \quad ||$   
 Hello, Gao Wei! Hello, Kate! Let's go to school.



## Lesson 2



### Just talk

Hello, Yang Ming.  
I have a new textbook.



Look! I have a new  
storybook.



Oh, good!  
Can I see it?



Sure. Here you are.





# Just learn



textbook



storybook



# Let's chant



I have a



Me too!



I have a



Me too!



I have a



Me too!



I have a



Me too!





# Lesson 3



## Just talk

Hi, Gao Wei. Guess, what's in my bag?

Books?

Yes. Look!  
A Chinese book.

And an English book.

语文

ENGLISH BOOK


10



Just learn 



Chinese book



English book




Let's play

What's in my bag?

An English book?



Look! An English book and a Chinese book!





## Lesson 4



### Just talk



Hi, Li Yan. Guess,  
what's in my desk?



A notebook?

No. Look!



Oh, it's an  
exercise book.





Just learn 



exercise book



notebook



Let's play

Guess, what's in my hand?

A notebook?

An exercise book?





# Lesson 5



## Just talk



Good morning, Robot!



Good morning!




① What's on the desk?

③ Good! What's on the chair?

② A Chinese book.

⑤ Very good!

④ An English book.





## Just learn



desk



chair



## Let's chant



What's in the



?

A storybook!  
A storybook!



What's in the



?

A marker!  
A marker!



What's on the



?

An English book!  
An English book!



What's on the



?

A Chinese book!  
A Chinese book!





# Lesson 6




## Revision



### Fun story

Read and act.





## Let's check


Listen and number.



## Let's think

Find the words in this unit.

SCHOOL



CLASSROOM



# Unit 2 I'm in Class One, Grade Three.



## Lesson 7



### Just talk



Hello, I'm Li Yan.  
I'm in Class One.

Hi, my name's Ann.  
I'm in Class Two.

Pleased to  
meet you.

Pleased to  
meet you, too.



# Just learn



one



two



three



# Let's play



What's your name?



My name is Mary.  
I'm in Class Two.



# Lesson 8



## Just talk



what's your name?

Hello, I'm Mike.  
What's your name?

My name is Liu Yu.

I'm in Class Four,  
Grade Three.  
What about you?

I'm in Class Five,  
Grade Three.



Just learn 



four



five



Let's do

Show me five.

Five!

Five!





# Lesson 9



## Just talk



①  
Good morning.  
What's your name?

③  
How old are you?

②  
My name's Gao Wei.

I'm eight.

④



## Just learn



six



seven



eight



## Let's sing



1 = F  $\frac{2}{4}$

### How old are you?

1	2		3	1		1	2		3	1	
How	old		are	you?		How	old		are	you?	

3	4		5	—		3	4		5	—	
I	am		six.			I	am		seven.		

<u>5</u> · <u>6</u>	<u>5</u> <u>4</u>		3	1		<u>5</u> · <u>6</u>	<u>5</u> <u>4</u>		3	1	
How	old		are	you?		How	old		are	you?	

2	5		1	0		2	5		1	0	
I	am		seven.			I	am		eight.		



# Lesson 10



## Just talk



② It's nine o'clock.

① Mum, what time is it?

③ Oh! It's nine o'clock.



⑤ Good night!

④ Good night, Mum!



## Just learn



nine



ten



## Let's sing



$$1 = F \frac{2}{4}$$

### The number song

5  $\overset{\frown}{\underset{\cdot}{5}}$  | 1 3 | 5 1 | 5 6 | 5 - |  
 Ze - ro one two three four five six seven

3 4 | 3 - | 2 2 | 1 - | 5  $\overset{\frown}{\underset{\cdot}{5}}$  |  
 eight nine ten. Be- gin again. Ze - ro

1 3 | 5 1 | 5 6 | 5 - | 3 4 |  
 one two three four five six seven eight nine

3 - | 2 2 | 1 - ||  
 ten. Be- gin again.



# Lesson 11



## Just talk



② It's twelve o'clock.

① Excuse me, Miss Liu.  
What time is it?



③ Oh, twelve o'clock!  
Thank you. Goodbye!

④ Bye-bye!





## Just learn



eleven



twelve



## Let's play

What time is it?



It's eleven o'clock.





# Lesson 12



## Revision



### Fun story



Read and act.





## Let's check

Listen and number.















## Let's think

Read and write.

5	+	6	=	
+				+
				=
9	+		=	12

3	+		=	7
+				+
				=
	+		=	12

2	+		=	
+				+
				7
	+		=	
10	+		=	12

	+		=	
+				+
	+		=	






## Just talk





## Just learn



father (dad)    mother (mum)



## Let's sing

1 =  $\text{C} \frac{2}{4}$

### Father and mother

<u>0</u> <u>5</u> <u>1̇</u> <u>1̇</u>	<u>0</u> <u>5</u> <u>1̇</u> <u>1̇</u>	<u>0</u> <u>5</u> <u>1̇</u> <u>1̇</u>	<u>0</u> <u>5</u> <u>2̇</u> <u>1̇</u>
Oh! Father.	Oh! Father.	Oh! Father.	I love my
<u>7</u> <u>6</u> <sup>V</sup> <u>7</u> <u>7</u>	<u>0</u> <u>5</u> <u>7</u> <u>7</u>	<u>0</u> <u>5</u> <u>7</u> <u>7</u>	<u>0</u> <u>5</u> <u>1̇</u> <u>7</u>
father. Oh ho!	Oh! Mother.	Oh! Mother.	I love my
<u>6</u> <u>5</u> <sup>V</sup> <u>6</u> <u>6</u>	<u>0</u> <u>5</u> <u>6</u> <u>6</u>	<u>0</u> <u>5</u> <u>6</u> <u>6</u>	<u>0</u> <u>5</u> <u>6</u> <u>6</u>
mother. Oh ho!	They love me.	They love me.	They love me.
<u>0</u> <u>5</u> <u>5</u> <u>5</u>	<u>6</u> <u>7</u> <u>1̇</u>		
Fa-	ther and my mother.		



# Lesson 14



## Just talk

②  
Hello, Sam!  
How old are you?

①  
Hi, Yang Ming.  
This is my brother, Sam.

③  
I'm six.



## Just learn

brother



sister



## Let's do



Show me your photo.



Show me your  
father's photo.



Show me your  
mother's photo.



Show me your  
sister's photo.



Show me your  
brother's photo.



Show me your  
family photo.



# Lesson 15



## Just talk



1  
Hi, Miss Wu.  
This is my son.

2  
Hello, what's  
your name?

4  
How old are you?

3  
My name's  
Gao Wei.

5  
I'm eight.



## Just learn



daughter

son



## Let's chant

Father and mother,  
Love their son and daughter.

Brother and sister,  
Help each other.





# Lesson 16



## Just talk



① Look! This is my father and this is my mother.

② Who's this?

③ This is my grandmother.

⑤ That's my grandfather.

④ And who's that?





# Just learn



grandmother  
(grandma)

grandfather  
(grandpa)



# Let's play

Who's that?

This is my grandmother.







# Lesson 17



Just talk



Hi, Yang Ming!  
Who's that man?

That's my uncle.

Who's that woman?

That's my aunt.



## Just learn



uncle

aunt



## Let's make and talk



Glue photos on it.



Introduce your family.



# Lesson 18



## Revision



### Fun story

#### Read and act.



One, two, three ... ten, eleven little ducks! Bye!

13



## Let's check



Listen and number.



## Let's think

Look, read and answer.



Mary

Tom

Jack

Sue

Bill

Lily

David

Alice

Tom is David's grandfather.  
Mary is David's grandmother.  
Tom is Bill and Lily's father.  
Mary is Bill and Lily's mother.

Bill is David's \_\_\_\_\_.

Lily is Alice's \_\_\_\_\_.

Jack is David's father.  
Sue is David's mother.  
David is Alice's brother.  
Alice is David's sister.

Tom and Mary have  
\_\_\_\_\_ son(s) and  
\_\_\_\_\_ daughter(s).

# Fun Time 1

## Recycle 1



### Let's play



I'm in Class One,  
Grade Three.

I'm in Class One,  
Grade Three.



### Let's talk

How old are you?

I'm nine.






# Let's play

It's nine o'clock.

It's nine o'clock.



# Let's number



Let's talk 

① I'm Yang Ming.  
I'm in Class One,  
Grade Three.

② How old are you?

I'm eight.  
③

Show me three  
brown markers.



Let's act

② Nice to meet you.

① Hi, Mr Li! This is my  
father and my mother.



®



Let's play



Start →

+3★		five		+9★	two		-2★
							+12★
-5★			seven	+7★		-1★	
+11★							
	nine		+2★	one	-5★		four
							+12★
		-12★	eleven		-10★		
+8★							
ten			twelve	+2★	-5★		

Finish →





# Project



## Project

Let's make and talk.



## Presentation

Let's introduce.






## A sample project

Let's show and talk.



## Cultural link





I like bananas. What about you, Kate?

I don't like bananas. I like mangoes.




Just read and write 




apple





mango

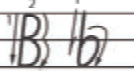
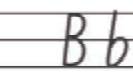


banana



bread

**Aa**   Aa

**Bb**   Bb



Let's play

Show me the big letter "A".



Show me the word "bread".





# Lesson 20



## Just talk

Have a cake, Gao Wei.

No, thanks. I don't like cakes. I like hot dogs.



OK. Here you are.

Thanks.





Just read and write 



cake



candy



doughnut




hot dog

Cc



Dd



Let's chant 



A, A, A. Apple, mango, mango.



B, B, B. Banana, bread, bread.



C, C, C. Cake, candy, candy.



D, D, D. Hot dog, doughnut, doughnut.





# Lesson 21



## Just talk



I like milk and eggs.

Me too. Do you like fruit?



Yes, I do. I like oranges.  
What about you?

I like mangoes.





Just read and write 




egg



coffee



fruit



Let's play



Show me your fruit.



Eat the egg.



Smell the mango.



Drink the coffee.





# Lesson 22

## Just talk

①  
Hi, Peter.  
Do you like grapes?

②  
No, I don't. I like bananas.  
What about you?

I like grapes.

④  
You like grapes.  
I like bananas.



## Just read and write



grapes



hamburger



honey



## Let's sing

1 = G  $\frac{2}{4}$

### Do you like grapes?

<u>3</u> <u>3</u> 2	1 <u>1</u>	<u>4</u> <u>4</u> 3	2 <u>2</u>
Do you like	grapes?	Do you like	grapes?

<u>5</u> <u>5</u> <u>6</u> <u>7</u>	<u>1</u> <u>2</u> <u>3</u> <u>4</u>   :	5 5	5 - :
Grapes! Grapes!	Grapes! Grapes!	Yes,	I do.

<u>3</u> <u>3</u> <u>3</u> 2	1 <u>1</u>	<u>4</u> <u>4</u> <u>4</u> 3	2 <u>2</u>
Can I have some	grapes?	Can I have some	grapes?

<u>6</u> <u>5</u> <u>4</u> <u>3</u>	<u>5</u> <u>4</u> <u>3</u> <u>2</u>   :	6 7	1 - :
Grapes! Grapes!	Grapes! Grapes!	Here	you are.



# Lesson 23



## Just talk



Yang Ming, do you like juice?

No, I don't.  
I like ice cream.

OK. An ice cream, please.

All right.  
Here you are.

Thank you!




# Just read and write



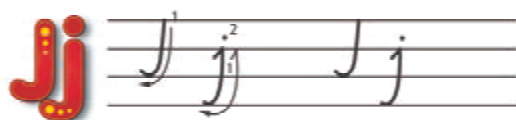

ice cream



juice



jam



## Let's play

I like hamburgers.  
I don't like bread.

I like apples.  
I don't like mangoes.





# Lesson 24




## Revision



### Fun story

Read and act.





# Let's check



Listen and number.



# Let's think

Put in the right words.



apple

pear

water

mango

grapes

?



?

cake

coffee

bread

rice

juice



1. Coke

2. ice cream

3. banana

4. doughnut



Lesson 25



Just talk



Excuse me, Mum.  
What's this?



Oh, a lion.  
It's big!

It's a lion.






Just read and write 



kangaroo



lion



Let's play



Show me the letter **K** and a kangaroo.



Show me the letter **L** and a lion.



Act like a kangaroo.



Act like a lion.





# Lesson 26



## Just talk





Just read and write 



monkey



mouse



nest

**Mm**  **Nn** 



Let's find





# Lesson 27



## Just talk



① Look, Gao Wei.  
What's that?

② It's a cat.

④ What is it then?

③ A cat? No!

⑤ It's an owl.

⑥ Oh, yes.  
It's an owl.



## Just read and write



owl





dog



parrot



panda



## Let's sing

$1 = {}^bA \frac{4}{4}$  **What is this? What is that?**

$\dot{3} \downarrow \dot{3} \downarrow \dot{3} \downarrow \cdot \underline{\dot{1}} \mid \underline{\dot{2}} \underline{\dot{2}} \underline{\dot{4}} \underline{\dot{2}} \underline{\dot{3}} \underline{\dot{3}} - \mid \dot{3} \downarrow \dot{3} \downarrow \dot{3} \downarrow \cdot \underline{\dot{1}} \mid$   
What is this? La la la la la la. XX What is this? La

$\underline{\dot{7}} \underline{\dot{7}} \underline{\dot{2}} \underline{\dot{1}} \underline{\dot{7}} \underline{\dot{6}} - \mid \dot{3} \downarrow \dot{3} \downarrow \dot{3} \downarrow \cdot \underline{\dot{1}} \mid \underline{\dot{2}} \underline{\dot{2}} \underline{\dot{4}} \underline{\dot{2}} \underline{\dot{3}} \underline{\dot{3}} - \mid$   
la la la la la. XX 1. This is an owl. La la la la la la. XX  
2. This is a parrot. La la la la la la. XX

$\dot{3} \downarrow \underline{\dot{3}} \underline{\dot{3}} \dot{3} \downarrow \cdot \underline{\dot{1}} \mid \underline{\dot{7}} \underline{\dot{7}} \underline{\dot{2}} \underline{\dot{1}} \underline{\dot{7}} \underline{\dot{6}} - :||$

That is a panda. La la la la la la. XX

That is a dog. La la la la la la. XX



# Lesson 28



## Just talk



①  
Hi, Yang Ming.  
What's this?

③  
No, it's a quail.

②  
Is it a chick?

④  
Oh, it's a quail.





Just read and write 




quail



rabbit



rooster



Let's sing 

1 = C  $\frac{2}{4}$

Let's sing from A to R.

3 4 | 5 1 | 6 6 | 5 — | 3 4 | 5  $\dot{1}$  | 7 6 | 6 — |  
A B C D E F G. I like can - dy and ho - ney.

4 5 | 6 5 | 4 3 | 2 — | 5 1 | 2 4 | 3 2 | 1 — |  
H I J K L M N. I like a ti - ger and a lion.

3 4 | 5 1 | 4 5 | 6 6 | 5 5 | 6 7 |  $\dot{1}$  7 |  $\dot{1}$  — ||  
O P Q R, O P Q R. Let us sing from A to R!



# Lesson 29



## Just talk





Just read and write



elephant



tiger



Let's play

Elephant, lion ...







# Lesson 30



## Revision



### Fun story



Read and act.








## Let's check

Listen and colour.



## Let's think


Look, match and say.



What's this?



It's a kangaroo.





## Lesson 31



### Just talk



Hi, Li Yan.  
Is this your skirt?

Oh, yes.  
Thank you.







# Just read and write



skirt



T-shirt



# Let's chant

S, S, S!  
Skirt, skirt, skirt!

T, T, T!  
T-shirt, T-shirt, T-shirt!





# Lesson 32



Just talk 

Hi, Peter. Is this your uniform?

Hmm, no. That's my uniform.





Just read and write 



uniform




vest

Uu



Vv



Let's do

Show me the letter U.  
And show me your uniform.





# Lesson 33



## Just talk






## Just read and write



watch



water




box



taxi

**Ww**



**Xx**



## Let's sing

1 = C  $\frac{2}{4}$

### Is that your watch?

$\dot{1}\cdot\dot{1}$   $\dot{7}\dot{1}$  | 6· 0 |  $\dot{7}\cdot\dot{7}$   $\dot{6}\dot{7}$  | 5·0 |  $\dot{5}\cdot\dot{5}$   $\dot{5}\cdot\dot{1}$  | 5 3 |  
 What is that? What is that? Is that your watch?

$\dot{4}\cdot\dot{4}$   $\dot{3}\dot{2}$  | 5· 0 |  $\dot{5}\cdot\dot{5}$   $\dot{5}\dot{1}$  | 5 3 | 4  $\dot{3}\dot{2}$  | 1 - |  
 No, it's not. Is that your watch? No, it's not.

$\dot{1}\cdot\dot{1}$   $\dot{7}\dot{1}$  | 6 6 |  $\dot{7}\cdot\dot{7}$   $\dot{6}\dot{7}$  | 5 5 |  $\dot{4}\cdot\dot{4}$  3 | 2 - |  
 What is it then? What is it then? It's a box.

$\dot{3}\cdot\dot{3}$  2 | 1 - |  $\dot{4}\cdot\dot{4}$  3 | 2 - |  $\dot{3}\cdot\dot{3}$  2 | 1 1 ||  
 It's a box. It's a box. Oh! It's a box.





# Lesson 34



Just talk



Is that your yacht?

No, it isn't.  
This is my yacht.





## Just read and write



yacht



yellow



zip




zebra

**Yy**



**Zz**



## Let's sing

1 = D  $\frac{2}{4}$

I can say my A B C.

1	1	5	5	6	6	5	-	4	4	3	3
A	B	C	D	E	F	G		H	I	J	K
2	2	1	-	5	5	4	-	3	3	2	-
L	M	N		O	P	Q		R	S	T	
5	5	4	-	3	3	2	-	1	3	5	-
U	V	W		X	Y	Z		X	Y	Z	
6	1	5	-	4	4	3	3	2	2	1	-

Now you see, I can say my A B C.



# Lesson 35



## Just talk





Just learn 



coat



sweater



Let's play





# Lesson 36






## Revision



### Fun story



Read and act.





## Let's check

Listen and colour.



## Let's think

Read and draw.



# Fun Time 2

## Recycle 1



### Let's play



### Let's talk

I like mangoes.

I don't like mangoes.  
I like apples.



I like monkeys.

I like lions.



I don't like monkeys.  
I like kangaroos.





## Let's play

Let's write the letters from A to Z! One, two, start!



Aa Bb Cc Dd Ee Ff Gg Hh Ii Jj Kk Ll Mm Nn  
Oo Pp Qq Rr Ss Tt Uu Vv Ww Xx Yy Zz

You are super!





Let's play




Let's talk



Let's play



## Project



## Project

Let's make and talk.

Who's this?

How old are you?

### GROUP SCORES

☆☆☆☆	☆☆	
☆☆☆☆	☆☆☆☆	
☆☆☆☆	☆☆☆☆	
☆☆☆☆	☆☆☆☆	
☆☆	☆☆	

Let's go to school.



## Presentation

Let's introduce.

What's in your storybook?

Two elephants.



®





## A sample project

Let's show and talk.



## Cultural link



Cowboy  
and cowgirl  
costumes



Qipao



Sari



Kilt

# Words in each unit

## 单元词汇表

(注：词汇表中单词均要求学生听、说、认读)

### Unit 1 (10个)

school



classroom



textbook



storybook



Chinese book



English book



exercise book



notebook



desk



chair



### Unit 2 (12个)

one



two



three



four



five



six



seven



eight



nine



ten



eleven



twelve



uncle



aunt



Unit 3 (10个)

father (dad)



mother (mum)



brother



sister



daughter



son



grandfather (grandpa)



grandmother (grandma)



Unit 4 (10个)

mango



bread



candy



doughnut



coffee



fruit



grapes



honey



ice cream



jam



Unit 5 (9↑)

kangaroo



lion



nest



owl



parrot



quail



rooster



elephant



tiger



Unit 6 (11↑)

skirt



T-shirt



uniform



vest



watch



box



yacht



zip



zebra



coat



sweater



# Vocabulary

## 词汇表

(注: 词汇表中单词均要求学生听、说、认读)

### A

**aunt** 伯(婶)母, 姑  
(姨, 舅)母

### B

**box** 盒子, 箱子  
**bread** 面包  
**brother** 哥哥, 弟弟

### C

**candy** 糖果  
**chair** 椅子  
**Chinese book** 语文书  
**classroom** 教室  
**coat** 外衣, 外套  
**coffee** 咖啡

### D

**daughter** 女儿  
**desk** 课桌  
**doughnut** 面圈

### E

**eight** 八  
**elephant** 大象  
**eleven** 十一  
**English book** 英语书

**exercise book** 练习本

### F

**father (dad)** 父亲, 爸爸  
**five** 五  
**four** 四  
**fruit** 水果

### G

**grandfather (grandpa)** (外)祖父  
**grandmother (grandma)** (外)祖母  
**grapes** 葡萄

### H

**honey** 蜂蜜

### I

**ice cream** 冰淇淋

### J

**jam** 果酱

### K

**kangaroo** 袋鼠

### L

**lion** 狮子



## M

mango 芒果

mother (mum) 母亲, 妈妈

## N

nest 鸟巢

nine 九

notebook 笔记本

## O

one 一

owl 猫头鹰

## P

parrot 鹦鹉

## Q

quail 鹌鹑

## R

rooster 公鸡

## S

school 学校

seven 七

skirt 裙子

sister 姐姐, 妹妹

six 六

son 儿子

storybook 故事书

sweater 毛衣

## T

ten 十

textbook 课本

three 三

tiger 老虎

T-shirt T恤衫

twelve 十二

two 二

## U

uncle 叔(伯)父, 舅舅, 姑  
(姨)父

uniform 制服, 校服

## V

vest 背心, 马甲

## W

watch 表

## Y

yacht 快艇, 游艇

## Z

zebra 斑马

zip 拉链

# 后 记

本册教科书是由人民教育出版社课程教材研究所英语课程教材研究开发中心依据教育部《义务教育英语课程标准》（2011年版）与新加坡泛太平洋教育出版有限公司合作编写的，经国家基础教育课程教材专家工作委员会2012年审查通过。

本册教科书集中反映了基础教育教科书研究与实验的成果，凝聚了参与课改实验的教育专家、学科专家、教研人员以及一线教师的集体智慧。我们感谢所有对教科书的编写、出版提供过帮助与支持的同仁和社会各界朋友，以及整体设计艺术指导吕敬人等。

本册教科书出版之前，我们通过多种渠道与教科书选用作品（包括照片、画作）的作者进行了联系，得到了他们的大力支持。对此，我们表示衷心的感谢！但仍有部分作者未能取得联系，恳请入选作品的作者与我们联系，以便支付稿酬。

我们真诚地希望广大教师、学生及家长在使用本册教科书的过程中提出宝贵意见，并将这些意见和建议及时反馈给我们。让我们携起手来，共同完成义务教育教材建设工作！

联系方式

电 话：010-58758866

电子邮箱：jcfk@pep.com.cn

人 教 版<sup>®</sup>

人民教育出版社 课程教材研究所  
英语课程教材研究开发中心  
2012年10月



YIWU JIAOYU JIAOKESHU  
YINGYU

英语

三年级 下册

人教版®



绿色印刷产品

ISBN 978-7-107-25220-4



9 787107 252204 >

定价：6.15元

