

义务教育教科书

英语

(一年级起点)

五年级

上册

(中 国)人民教育出版社 课程教材研究所
英语课程教材研究开发中心 编著
(加拿大)灵 通 教 育 有 限 公 司

人教版®

人民教育出版社

·北京·

Copyright © 2013 by People's Education Press Ltd. and Lingo Learning Inc.

No part of this publication may be reproduced or transmitted in any form or by any means, without permission in writing from the publisher.

版权所有，未经出版社书面同意，任何人不得以任何形式或方式复制或转换本作品的任何部分。

主 编：吴 欣 Larry Swartz Beth Levy
副 主 编：陶明天 闫赤兵

主要编写人员：王 微 范 冰 程 燕 李 静 陈卫卫
 刘 莹（北京师范大学实验小学） 杨春玲 Bill Mayes

责任编辑：杨春玲

美术编辑：李宏庆

封面设计：吕 旻 李宏庆

版面设计：李宏庆 张 静

插 图：李思东工作室

北京吴天文化传播有限公司

义务教育教科书 英语（一年级起点）五年级 上册

（中国）人民教育出版社 课程教材研究所

英语课程教材研究开发中心 编著

（加拿大）灵通教育有限公司

出 版 人 民 教 育 出 版 社

（北京市海淀区中关村南大街17号院1号楼 邮编：100081）

网 址 <http://www.pep.com.cn>

重 印 ××× 出版社

发 行 ××× 新华书店

印 刷 ××× 印刷厂

版 次 2014年3月第1版

印 次 年 月 第 次印刷

开 本 787毫米×1092毫米 1/16

印 张 6

字 数 120千字

印 数 册

书 号 ISBN 978-7-107-27997-3

定 价 元

版权所有·未经许可不得采用任何方式擅自复制或本产品任何部分·违者必究

如发现内容质量问题，请登录中小学教材意见反馈平台：jcyjfk.pep.com.cn

如发现印、装质量问题，影响阅读，请与×××联系调换。电话：×××-××××××××

致同学

亲爱的同学：

你好！欢迎回到“新起点英语”的世界。

在这里，你将继续在听、说、玩、演、唱的过程中享受英语世界的乐趣，不知不觉地学会很多英语。

同时，你将继续享受读、写英文的乐趣。作为五年级学生，在阅读方面，希望你能读懂小短文或小故事的大意，并比较流利地朗读它；在写的方面，希望你能模仿范例或借助提示，写出几句意义连贯的话。

同时，你将继续学习“自然拼读”魔法。经过四年的学习，你已经能够听懂、会说很多英语单词了，但有些单词不一定会拼写。“自然拼读”魔法能帮你拼出它们的读音、更快地记住它们的写法。同时，“自然拼读”魔法也能帮你更快地记住全新的单词。你储备的单词越多，读、写英文的乐趣就越多。所以，好好学习这个魔法吧。

最后，别忘了这个小窍门：在阅读之前，先看看短文或故事的标题和插图，大致猜测一下它的内容再去阅读，这能帮你理解得更快、更好。在阅读过程中，如果碰到不认识的单词，可以根据插图和上下文猜猜它的意思；或者尝试用“自然拼读”魔法拼出它的读音，没准你就知道它的意思了。在读完之后，可以回味、总结一下，看看自己获得了什么信息，学到了什么知识或得到了什么启发。

好了，现在就让我们继续“新起点英语”之旅吧。

编者

2013年5月



Angel



Bill



Andy



Miss Wu



Lily



Joy



Yaoyao



Binbin



Lucky

目录

Unit 1 Classmates	2
Unit 2 Teachers	14
Unit 3 Animals	26
Revision 1	38
Unit 4 Shopping Day	44
Unit 5 TV Shows	56
Unit 6 Chores	68
Revision 2	80
附录一 歌曲	86
附录二 单元词汇表	88
附录三 总词汇表	90

Unit 1 Classmates

Get ready.


Who are Bill's new friends?




clever, careless



polite, quiet



cute, friendly, helpful



active, popular

Who's this?

That's Helen.
She's polite and quiet.

Lesson 1

A Listen and match.



Peter

Helen



Tom

Mary



B Think and say.

Let's talk about our classmates.

Lily is cute.

And she's friendly, too.



	clever	careless	quiet	friendly	popular	active	polite	cute	helpful
Lily				✓				✓	

C Let's write.

Lily is friendly and _____.

_____ is _____ and _____.

_____ is _____ and _____.

Lesson 2

A Look, listen and answer.

1. Look at the picture, and guess what the dialogue is about.
2. Now listen and answer: What is Tom like?



(Tom is Bill's new friend. Bill takes Yaoyao to Tom's birthday party.)

Yaoyao: Wow, there are so many model planes!

Bill: Yeah. Tom likes making model planes.

Yaoyao: **What's Tom like?**

Bill: **He's clever and helpful. He's very popular, too. We all like him. But sometimes he's careless.**

Yaoyao: Oh, listen, a dog is barking.

Bill: It's Tom's pet dog, Coco. Tom often forgets to feed Coco.

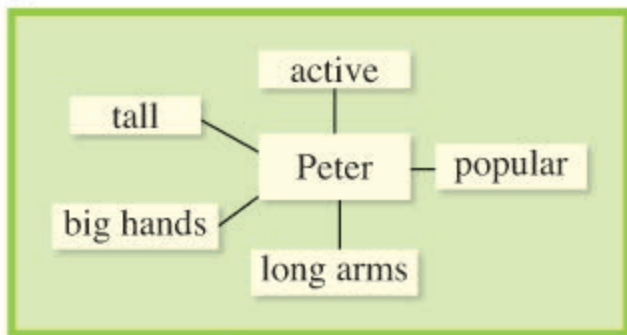
Yaoyao: Ah ...

3. Now read and tick.

make model ships ()	make model planes ()	cute ()	clever ()
helpful ()	polite ()	popular ()	active ()
quiet ()		careless ()	

B Let's play a guessing game.

Talk about our friends.



C Let's write.

What is Peter like?

Lesson 3

A Let's read.

1. First look at the pictures, and then read the text.
2. Write a title for the text.



Tom has a new friend, Joe, from the USA. Joe stays with Tom's family. He goes to school with Tom every day.

Joe is very active. He often answers questions in English class. He plays football with his classmates every day.



Joe is clever. He is good at science. He also likes reading and thinking, so sometimes he is quiet.

Joe is polite and helpful, too. He often says "Hello" and "Thank you" to everyone in the family. He helps Tom's father clean the car. He helps Tom walk his dog, Coco. He plays with Coco every day. Joe, Tom and Coco become good friends.



3. Fill in the blanks.

- (1) Joe often answers questions in English class. He is _____.
- (2) Joe is good at science. He is _____.
- (3) Sometimes Joe is _____. He likes reading and thinking.
- (4) He often says "Hello" and "Thank you" to everyone in the family. He is _____.
- (5) He often helps Tom's family. He is _____.

B Let's talk.



C Let's write.

Tom wants to introduce Joe to his classmates. Let's help him make a brief introduction.

- What is Joe like?
- What does he usually do?
- What is he good at?
- ...



This is Joe. He is _____

Let's Spell

A Listen, point and repeat.



black



blue



plane



plate



class



clever



gloves



glasses



fly



flag



slim



sleep

B Listen, colour and repeat.

1.

cl
bl

 ock

2.

bl
gl

 ue

3.

cl
gl

 ass

4.

sl
fl

 ow

5.

fl
sl

 y

6.

pl
cl

 ay

7.

sl
pl

 ant

8.

gl
sl

 ide

C Listen, write and say.

Ms _____ is slim. She wears _____. Her gloves are _____.

D Listen and repeat.

My little blue plane
Is flying in the sky.
It flies very slowly,
But it climbs up high.



Fun Time

A Good to know. 🎧

Charlie Chaplin

Charlie Chaplin was a very famous actor. He is still popular today.



Chaplin was famous for being “the Tramp”, a strange man with a little hat and very big shoes. He walked like a duck. He liked playing tricks on bad people, but he always helped poor people.

In 1954, when he was invited to eat Beijing duck, Chaplin didn't want to eat it at first. He said he walked like a duck, so ducks were his friends. But Beijing duck was so delicious that he ate a lot!



B Let's make.




C Let's sing. 🎧

Let's Check

A Listen, link and write.

Andy has a new friend.
What's his name? What's he like?



tall

active

quiet

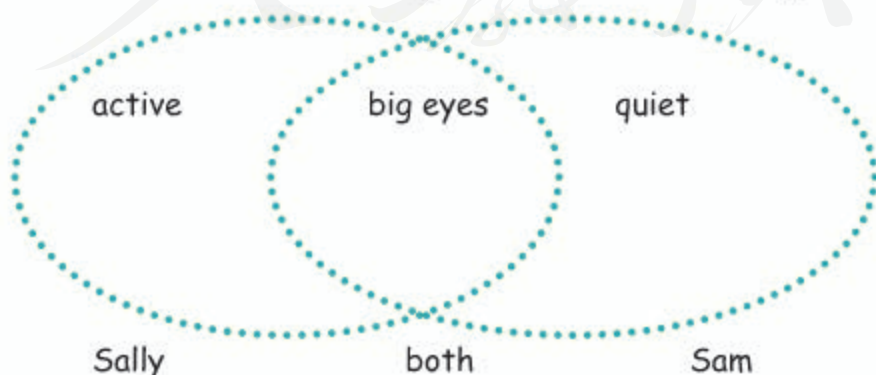
short

B Read and write.

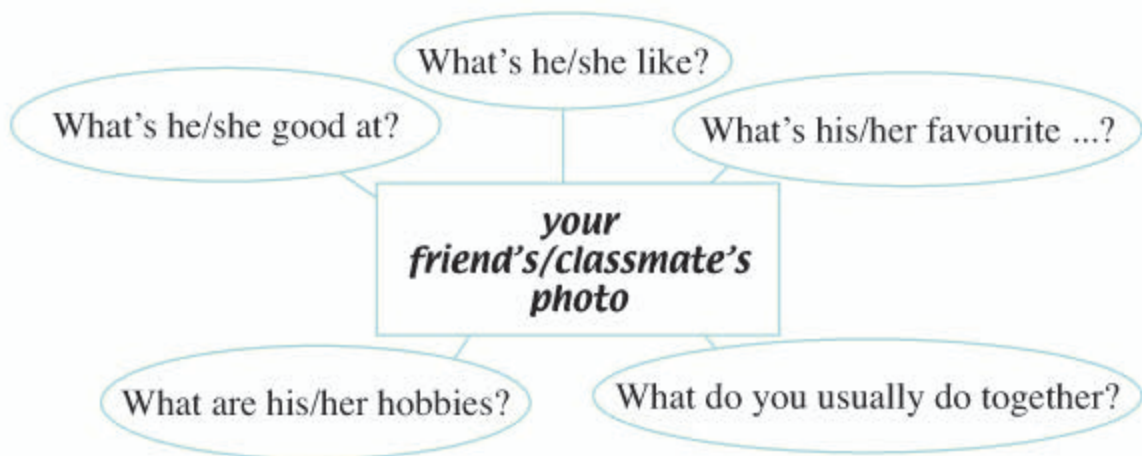
Sally and Sam are friends.

Sally has big eyes. She is polite, active and popular. Her favourite class is English. She likes going to parties. She has many friends. They all like going to parties, too.

Sam has big eyes, too. He is quiet and he likes drawing. He draws many pictures. At school, he likes studying English. Sometimes he is careless. He often can't find his pencil box in the morning.



© Think and talk.



④ Let's write.

Now, write about your friend/classmate.

Checkpoint

structures	vocabulary
What's your friend like? He/She is ...	clever, careless, polite, quiet, cute, friendly, helpful, active, popular

Story Time

A Let's read. 



I am at camp with my classmates and my teacher, Mr White. My name is Phil. I am short and have red hair. Can you see me?



Here I am in a boat with my friend, Jill. She is teaching me how to fish. She is very clever.



We cook the fish from the lake. Jack plays a trick – he puts a toy snake on Mary's chair. We all laugh.



It's time for dinner. We are eating the fish. It is delicious. It is great to eat out here.



John is picking up all the rubbish from our dinner.



Everyone likes Mary's singing and dancing. She is good at singing and dancing.



It's time to go to bed. Tom can't find his glasses. Can you help him find them? He often loses his glasses.



B Answer the questions.

1. Who is clever?
2. Who is naughty?
3. Who is helpful?
4. Who is popular?
5. Who is careless?

C Retell the story.

Unit 2 Teachers

Get ready.

TEACHERS IN OUR SCHOOL



Mr Zhao

wear glasses



Mrs Wu

slim, curly hair



Mrs Li

straight hair



Mr Wang

nice, young

*That's Mrs Wu.
She teaches us English.
She's our English teacher.*


*She's slim and pretty.
She has long curly hair.*



Lesson 1

A Look, listen and number. 

B Describe and guess.



Lily: She's my favourite teacher.

Who is she? Guess!

Bill: What's she like?

Lily: She's nice. She's slim. She has long curly hair. She's young.

Bill: Is she our English teacher?

Lily: Yes, she is. She's Mrs Wu.



C Look and write.



Mrs Wu is our English _____. She is nice and _____. She has long _____ hair. She is _____.

Lesson 2

A Look, listen and answer.

1. Look at the picture and guess what the dialogue is about.
2. Now listen and answer: Who is Yaoyao's favourite teacher? Why?



(Some teachers are playing basketball on the playground.)

Wu Peng: Wow! Look at Mr Zhao! He's great.

Yaoyao: Who's Mr Zhao?

Wu Peng: He's that tall man in a blue T-shirt. He has short hair and wears glasses. He's my favourite teacher.

Yaoyao: Really? **What does he teach?**


Wu Peng: **He teaches maths.** Is your favourite teacher here?

Yaoyao: Yes. She's that woman in the red T-shirt, Mrs Li. She's short and has short hair.

Wu Peng: **What does she teach?**

Yaoyao: **She teaches Chinese.** She tells us interesting stories. We all like her.

B Let's talk.



C Let's write.



Draw your favourite teacher here.

What does Mr Zhu teach?

_____.

What does _____ teach?

_____.

Lesson 3

A Let's read.

1. Look at the picture below and guess who the people are. Then read the email.

Dear Binbin,

I like my new school. The school is beautiful and the teachers are wonderful.

Ms Green teaches English. She is tall and slim. She has long curly hair. She often sings English songs in class. She is my favourite teacher.

Mr White is my art teacher. He is not very tall, but he is handsome. He has short brown hair. He wears glasses. He is really good at drawing animals.

Mrs Smith teaches music. She can play the piano very well. She has small eyes, and her hair is short.



What do you think of your teachers?
Who is your favourite teacher?

Yours,
Tim


2. Who is Tim's favourite teacher? Circle him/her in the picture.

3. Fill in the chart.

	Ms Green	Mr White	Mrs Smith
What does he/she teach?	English		
What is he/she like?			small eyes, short hair
What is he/she good at?		drawing animals	

B Let's talk.

Choose your favourite teacher from Part A. Then talk about him or her like this:



C Let's write.

Who is your favourite teacher in your school? Write a letter to Tim and tell him something about your favourite teacher.

Dear Tim,

Yours,

Let's Spell

A Listen, point and repeat.



brown



bread



price



princess



crayon



cry



green



grass



fruit



friends

B Listen, colour and repeat.

1.

br
gr

 ace

2.

pl
pr

 ay

3.

fr
f

 ee

4.

cr
fl

 y

5.

cl
gr

 ass

6.

fr
f

 og

7.

cr
c

 ab

8.

pr
r

 ice

C Listen, write and say.

Tina is my _____. She likes to eat _____.

D Listen and repeat.

The princess is hungry.
She wants fruit and bread.
So she sits on the grass
And cries until she's fed.



Fun Time

A Good to know.

Hello! We are from Canada. This is our school. It is not very big. We have only 25 students in our class.



This is our teacher, Miss Black. She teaches us English, maths and art. She is very nice.

Our classroom is beautiful. There are many pictures on the walls. There are also many toys and books.



We eat lunch in our classroom. We have lunch at 12 o'clock each day. We often eat sandwiches and fruit.

We all like our school and our teacher. We learn a lot and we have fun every day.



B Let's make.



C Let's sing.

Let's Check

A Listen, choose and write.



Miss Wang



Mrs Brown



Mr Wu



Mrs Jin



Mr Liu

1. Tina's maths teacher is _____.
2. _____ is Tom's favourite teacher.
3. _____ is Linda's new computer teacher.

B Read and fill in the chart.

Albert is a primary school student. He likes his school and his teachers very much.



Mrs Young teaches English in Albert's school. She is pretty. She has long, brown, curly hair. She is very interesting. She often tells stories in class.

Mr Cooper is Albert's PE teacher. He is very tall and strong. He plays basketball and baseball very well. He is very active. He often plays sports with his students after school.



John Hart is from Canada. He teaches maths. He is Albert's favourite teacher. He has short, grey hair and he often wears jeans. He is kind and funny.

name	subject	appearance	character
Mrs Young		long, brown, curly hair	
	PE		
			kind, funny

© Let's talk.

Who is Albert's favourite teacher and why?

Who is your favourite teacher and why?



④ Write about your favourite teacher.

人教版®

Checkpoint

structures	vocabulary
What does he/she teach? He/She teaches ...	wear glasses, slim, curly, straight, nice, young, teach

Story Time


A Let's read.



This is Miss Kitty. She is a very nice teacher. She has straight black hair. She is young and funny.



But her students are very naughty. They shout and throw paper. They never listen.



One day Miss Kitty does not come to school. The students are so happy. They can play.


An old woman called Mrs Tiger comes into the classroom. She has curly grey hair. She is not friendly or kind.





When a student cannot answer a question, she shouts. When the students are not quiet, she shouts. They feel very sad.

“We want Miss Kitty back! We will be good. We will always listen!” the students say.





The next day is a big surprise. Miss Kitty comes back. “We will be good now! We will study hard! Please don’t let Mrs Tiger come back!” the students say.

B Put the sentences in order.

- () Miss Kitty comes back.
- () Mrs Tiger always shouts and the students are all sad.
- () Mrs Tiger is the new teacher.
- () All the students study hard and listen to their teacher in class.
- () Miss Kitty does not come to school.
- () The students are naughty in Miss Kitty’s class.

C Retell the story.

Unit 3 Animals



Where are you going?

I'm going to the farm.


What animals do you want to see?

I want to see ducks and ...

Lesson 1

A Listen and number. 

B Let's play.



C Let's write.



Boy: I want to see the _____ and the _____ on the farm.

Girl: But I want to see the _____ and the _____ at the zoo.

Lesson 2

A Look, listen and answer.

1. Look at the pictures. What animals are they drawing?
2. Now listen and answer: What are Linda's and Binbin's favourite animals?



Binbin: Hi, Linda. What are you doing?

Linda: I'm drawing a picture of my favourite animal.

Binbin: It's a big, grey animal.

Linda: Yes, **my favourite animal is the elephant.**

Binbin: I'm drawing my favourite animal, too.

Linda: **What's your favourite animal?**

Binbin: Guess!

Linda: Wow, that's a beautiful picture! Let me see. Mmm, your favourite animal is the horse?

Binbin: No. Look. **My favourite animal is the bee.**

Linda: It's lovely!

B Let's play.



Lily: What's my favourite animal?
Can you guess?
Bill: What colour is it?
Lily: It can be many colours.
Bill: Is it very big?
Lily: No, it's small.
Bill: Can it fly?
Lily: Yes, it can.
Bill: Is it a butterfly?
Lily: Yes. My favourite animal is
the butterfly. What's your
favourite animal?
Bill: Can you guess?



C Let's write.

What's your favourite animal? _____.

Lesson 3

A Let's read.

1. Look at the pictures below. What animals do you see? What do you know about them?
2. Now read on to see if you are right.

Different children love different animals.

Tony and Bob love big animals. Tony likes tigers. A tiger lives in the forest. It eats animals, big and small. It is black, orange and white. Bob likes elephants. An elephant eats leaves and grass. It lives on the grassland or in the forest. It is big and strong. It has two long teeth called tusks and a big nose called a trunk.

Amanda and Sally like cute animals. Amanda loves pandas. A panda lives in a bamboo forest and eats bamboo there. It's black and white. Sally likes penguins. A penguin lives on the ice. It eats small fish. It's also black and white. It's a bird, but it can't fly. It's not a fish, but it can swim. It's interesting, isn't it?

3. Read again. Then finish the cards below.



Tiger

Home: _____

Food: _____

Appearance: _____



Elephant

Home: _____

Food: _____

Appearance: _____



Panda

Home: _____

Food: _____

Appearance: _____



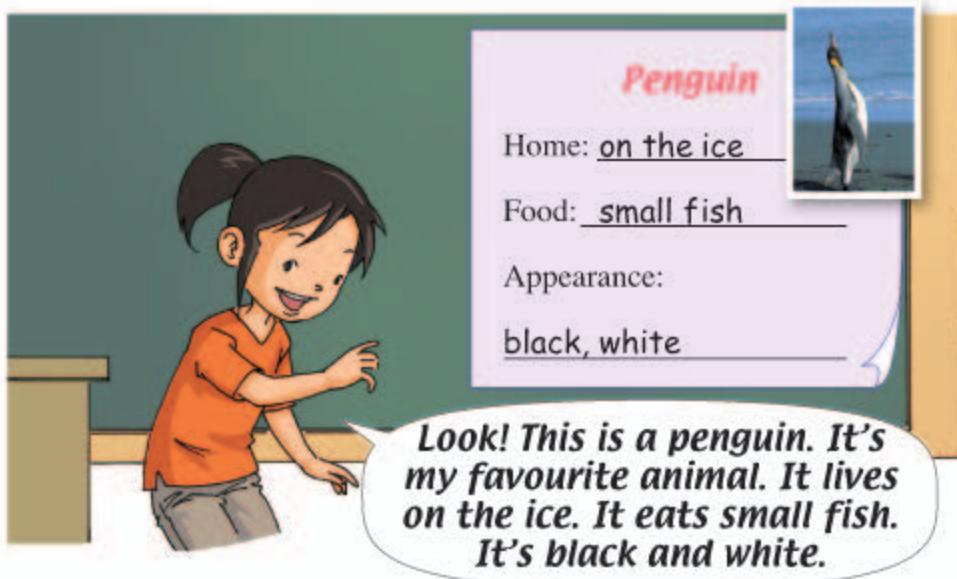
Penguin

Home: _____

Food: _____

Appearance: _____

B Let's talk.




Penguin

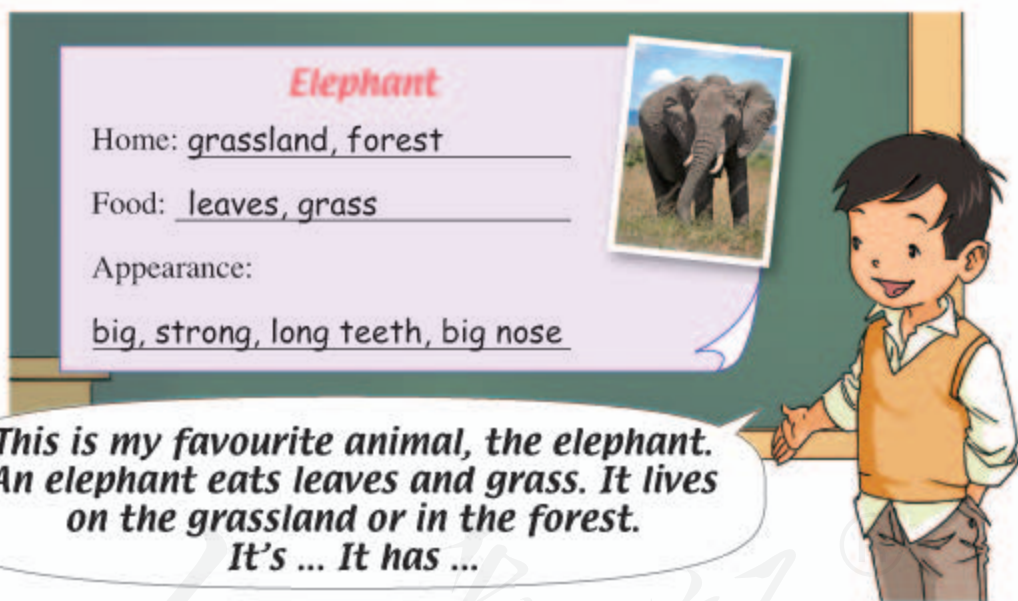
Home: on the ice

Food: small fish

Appearance:
black, white



Look! This is a penguin. It's my favourite animal. It lives on the ice. It eats small fish. It's black and white.




Elephant

Home: grassland, forest

Food: leaves, grass

Appearance:
big, strong, long teeth, big nose



This is my favourite animal, the elephant. An elephant eats leaves and grass. It lives on the grassland or in the forest. It's ... It has ...

C Let's write.

Animal: _____

Home: _____

Food: _____

Appearance:

This is a/an _____. It's my favourite animal.

It _____

Let's Spell

A Listen, point and repeat. 🎧



out



cloudy



ground



mouse



house



cow



down



brown



owl



bow

B Listen, colour and repeat. 🎧

1. sh

ee
ou

 t

2. m

oo
ou

 se

3. l

or
ou

 d

4. h

er
ow

5. f

oo
ow

 l

6. cl

ea
ow

 n

C Listen, write and say. 🎧

It's _____ today. The _____ and the _____ go out to play.

D Listen and repeat. 🎧

Wow! Wow!
I see a mouse!
I shout, I shout,
"Get out of my house!"
The little brown mouse
Runs out of my house.



Fun Time

A Good to know.

Tibetan antelopes are beautiful animals. They live in very high places, like Qinghai. They have brown and white fur. They can run very fast.




Snow leopards are beautiful animals, too. They live up in the mountains. They eat goats and rabbits. They have brown, black and white fur.

Tibetan antelopes and snow leopards are in danger, because hunters like to kill them to get their beautiful fur.

Many wild animals are in danger now. Animals are our friends. Let's take care of them!

B Let's make an animal book.

- What's your favourite animal?
- What is it like?
- What can it do?
- What does it eat?



C Let's sing.

Let's Check

A Listen and match.



Kate



Peter



Amy



Jack

B Read and write.

What is the same? What is different?




I'm waiting for you!

Hi! I'm a baby dog from America. I'm white, but I have black ears and a black face. My ears look like two triangles. I have big, brown eyes. My legs are not long, but they are very strong. I like to eat bones and dog food. I want to play with you.

Take me home!


Hi! I'm a baby cat from Australia. I'm brown and black. My ears are big. I have big, brown eyes. I like fish, milk and cat food. I like to play with balls and toys. I can climb up trees and catch mice.



Different From America	Same	Different From Australia
		
_____	_____	_____
_____	_____	_____
_____	_____	_____
_____	_____	_____

© Let's talk.

Make a talk according to Part B.



Animal: _____

From: _____

It eats: _____

It can: _____

④ Let's write.

What's your favourite animal?

What colour is it?

What is it like?

What can it do?

...

Checkpoint


structures	vocabulary
What's your favourite animal? My favourite animal is the ...	animal, elephant, panda, horse, cow, pig, sheep, bee, farm, fast

Story Time

A Let's read. 🎧



Dog: I want to make a new friend.
Can you help me, Cat? What's
your favourite animal?



Cat: My favourite animal is
Elephant. He is strong and
he's very clever. I really like
him.



Dog: No, I don't want Elephant to
be my friend. He's too big and
heavy. Maybe he will sit on
me.



Cat: I also really like Butterfly.
She's very friendly and she's
beautiful, too. I think you will
like her.



Dog: No, I don't want Butterfly to
be my friend. She's too small. I
like to play with big animals.



Cat: Do you know Turtle? He's very helpful, too. He can be your new friend.



Dog: No, I don't want Turtle to be my friend. I like playing football with my friends. Turtle is too slow to play football.



Cat: All animals have good things and bad things. You must think about the good, not just the bad.

Dog: You are right. Can you be my new friend?

B Fill in the chart.

	good	bad
Elephant	strong, clever	
Butterfly		
Turtle		slow, can't play football

C Retell the story.

Revision 1

Let's Review

A Listen and number.



B Make and talk.

1. Draw your favourite animal here and then tell your partner about it.

My favourite animal is the ...
It's ... It has ... It eats ...



2. Compare your favourite animal with your partner's. Talk about the differences.

Read, choose and write.

Read about Cary, a young climber, and his dream. Then write a similar paragraph about Richard or Lisa and his/her dream.

Name: Cary Hanson

Age: 21

Job: climber

Description: slim, quiet, helpful

Favourite animal: bee

Dream: to make honey on Mount
Qomolangma



Cary Hanson is 21. He is
a climber. He is slim, quiet
and helpful. His favourite
animal is the bee. He wants
to make honey on Mount
Qomolangma.

Name: Richard Shaw

Age: 20

Job: writer

Description: curly hair, clever,
popular

Favourite animal: sheep

Dream: to write a book about
a talking sheep, Kiki



Name: Lisa Thompson

Age: 25

Job: policewoman

Description: tall, polite, friendly

Favourite animal: elephant


Dream: to teach an elephant to dance



Handwriting practice area with five horizontal lines.

Let's Spell

A Listen, read and write. 



B Listen and write. 



m _ _ se



_ _ og



_ _ own



_ _ ack




_ _ ate



c _ _

Let's make a word book.

Copy the words. Draw pictures if you can.



Put them together like this.
 Now you have a word book.

Story Time

A Let's read.



Three pigs are building new houses. The first pig is lazy. He builds his house with straw. The second pig is careless. He builds his house with sticks. The third pig is hard-working. He builds his house carefully with heavy stones.

The Big Bad Wolf comes!
“Little pig, little pig, let me in!”
he says. “No! I’m afraid,” says
the lazy pig. “I’ll blow your
house down!” says the Big Bad
Wolf.



The wolf blows once, and
the straw house falls down.
The lazy pig runs to the stick
house.

The Big Bad Wolf comes
again! “Little pigs, little pigs,
let me in!” he says. “No! We’re
afraid,” say the pigs. “I’ll blow
your house down!” says the
Big Bad Wolf.



He blows once. The house
shakes. He blows again, and
the stick house falls down.
The two pigs run to the stone
house.



The Big Bad Wolf comes again! "Little pigs, little pigs, let me in!" he says. "No!" says the hard-working pig. "I'm not afraid. My house is strong."

"I'll blow your house down!" says the Big Bad Wolf. He blows once. The house is fine. He blows again and again, but the stone house doesn't fall down.



The lazy pig and the careless pig thank the hard-working pig. They decide to build big stone houses, too.

B Fill in the blanks.

1. There are _____ pigs and one wolf in the story.
2. The _____ pig builds his house with straw.
3. The careless pig builds his house with _____.
4. The hard-working pig builds his house with _____.
5. The wolf goes to the _____ house first.
6. The wolf can't blow down the _____ house.
7. The lazy pig and the careless pig decide to _____.

C Act out the story.

Unit 4 Shopping Day

Get ready.

Can I help you?

Yes, please. I want to buy a pencil.

¥
pencil sharpener

¥
a pair of scissors

This one? It's one yuan.
Here you are.

Thank you.

a pencil box
¥

a box of crayons
¥

Exercise Book

Exercise Book

44

Lesson 1

A Listen and write. 

B Let's role-play.



Welcome to Xinxin.
We have a nice green pencil box.
It's only 20 yuan.

We also have ...



C Let's write.

Fill in the blanks according to Part A.


The _____ is 10 yuan. The _____ is 9 yuan.

The _____ is 20 yuan. The _____ is 5 yuan.

Lesson 2

A Look, listen and answer.

1. Look at the picture. What toys can you see? How much are they?
2. Now listen and answer: What does Binbin want to buy? How much is it?



Saleswoman: Good morning. Can I help you?

Binbin: Yes. I want to buy a present for my friend.

Saleswoman: What about
a model car?

Binbin: Yes, that's great.
He loves cars.


How much is it?

Saleswoman: **It's 30 yuan.**

Binbin: OK, I'll take it.
Thanks a lot.



B Let's role-play.



C Let's write.



A: How much is the exercise book?

B: It's _____.



A: How much is the _____?

B: _____.



A: _____?

B: _____.

Lesson 3

A Let's read.

1. Look at the pictures. What do you see? How much do you think they are?

2. Now read, circle and write.

SM = Salesman SW = Saleswoman H = Helen

Dialogue 1

SM: Can I help you?

H: Yes. I want to buy a pencil box.

SM: This orange one is very nice.

H: How much is it?

SM: It is 20 yuan.

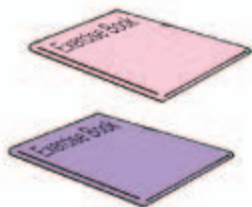
H: Good, that's great. I also want this pink exercise book. How much is it all together?

SM: It's 25 yuan.

H: Thank you.



¥ _____



¥ _____

Dialogue 2

H: Excuse me. I want to buy a pair of pants.

SW: What colour do you like?

H: I like black.

SW: Here you are.

H: They look great. How much are they?

SW: They are 90 yuan.

H: I'll take them.

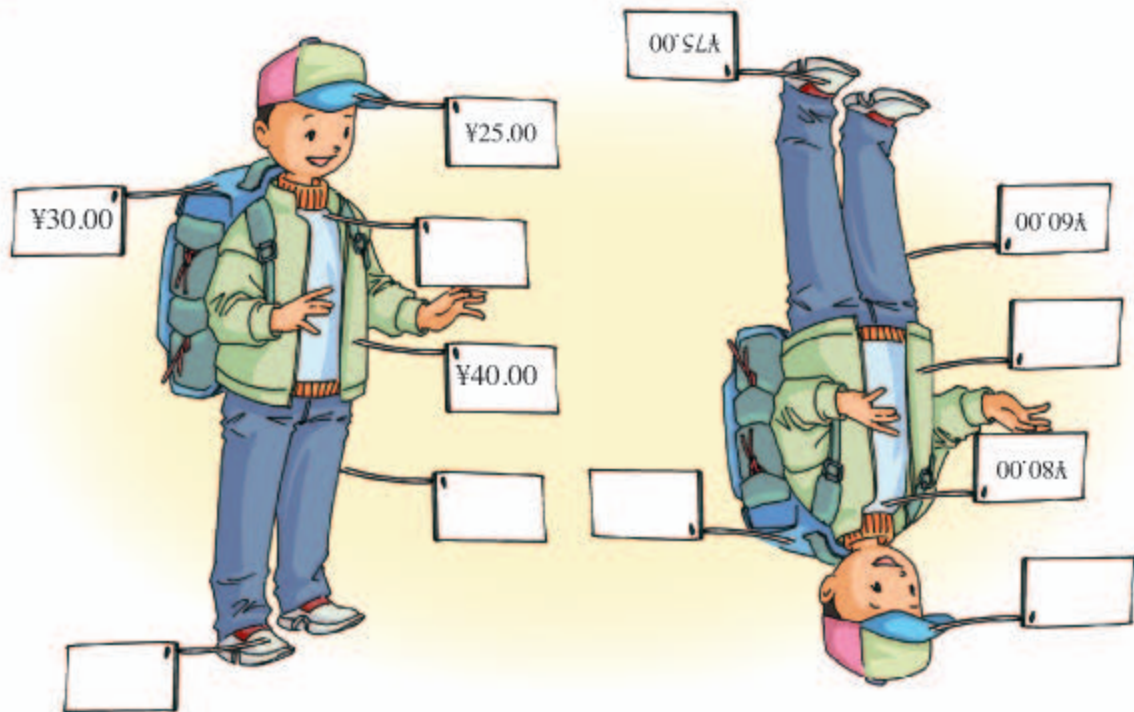


¥ _____

3. Write down the total price.

Total Price: ¥ _____

B Ask and write.



How much is the sweater?

It's 80 yuan.

How much ...?

It's ...

C Let's write.

Complete the sentences according to Part B.

- How much is the cap? _____.
- _____? It's 40 yuan.
- How much is the sweater? _____.
- How much are the pants? They are _____.
- _____? _____.
- _____? _____.

Let's Spell

A Listen, point and repeat.

3

three



thin



mouth



maths



this



that



father



mother

B Listen and group.

three

this

th

thirty, there, they, Thursday, mother, brother

C Listen, write and say.

_____ monster has _____ eyes and a big _____.

D Listen and repeat.

One, two, three.

One, two, three.

Mother, father and me.

I thank my mother.

I thank my father.

I thank them for loving me.



Fun Time

A Good to know.

Shopping Online

Do you want to go shopping? Do you also want to stay at home? Shopping online is an easy way to buy things. You can do it in your home!



First, look for a good website. Then, search for the things you want to buy. You may need a credit card to buy things. You can ask your parents to help you.



Then just wait at home! A few days later, your new things will come.

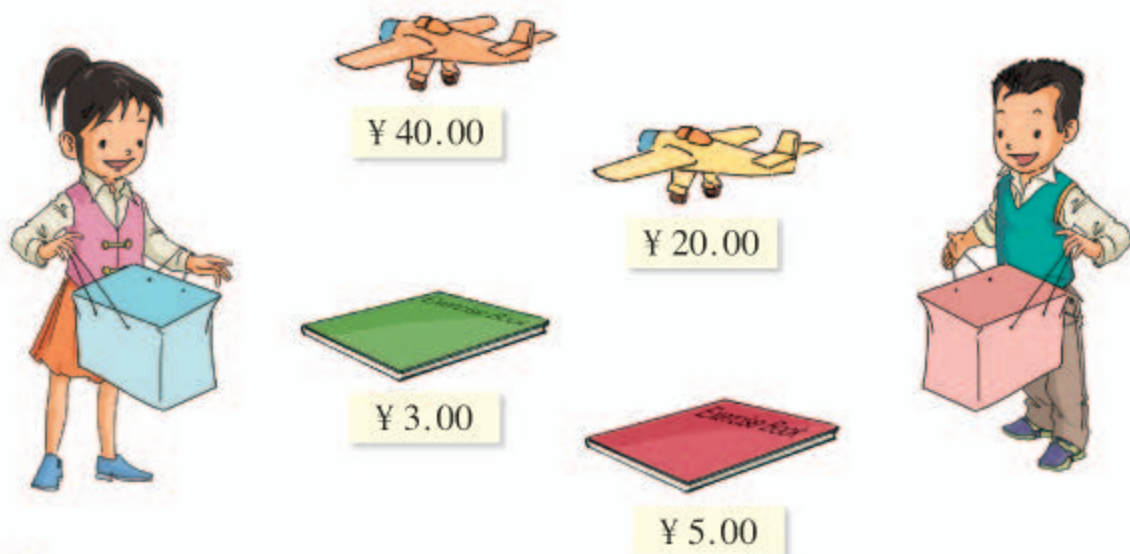
B Let's make.



C Let's sing.

Let's Check

A Listen and put the things into the right bag. 



B Let's play.

Choose a picture and make a dialogue.



Can I help you?

It's ...

Yes, please.
How much is the ...?

I'll take it.

© Read, choose and write.



Lucy

Tomorrow is my first day back at school. I want to buy a new schoolbag. First my mum and I go to Xinxin Stationery Shop. I see a big orange bag there. It's 70 yuan. My mum likes it, but I don't like orange. I want a blue bag.

Then we go to Headstart School Shop. There is a blue bag there. It's 110 yuan, but I only have 100 yuan.

Then we go to Kids Right Shop. There is a blue bag there. It's small, but it's 60 yuan. I buy it. I'm very happy.

Which bag does Lucy buy?



¥



¥



¥

⑤ Answer the questions and draw your bag.

1. What colour is your schoolbag?


_____.

2. How much is it?

_____.

3. Do you like it?

_____.



Checkpoint

structures	vocabulary
How much is it? It's ...	exercise book, pencil sharpener, a pair of scissors, pencil box, a box of crayons, please

Story Time

A Let's read.



Peter is a grade 5 student. There is a pet shop next to his school. He goes in to see a cute, brown puppy every day after school. He likes it very much. He wants to buy it.



He asks the shopkeeper, "How much is the puppy?" "35 dollars," says the shopkeeper.



Peter is sad. He only has 25 dollars. "What can I do?" he thinks.



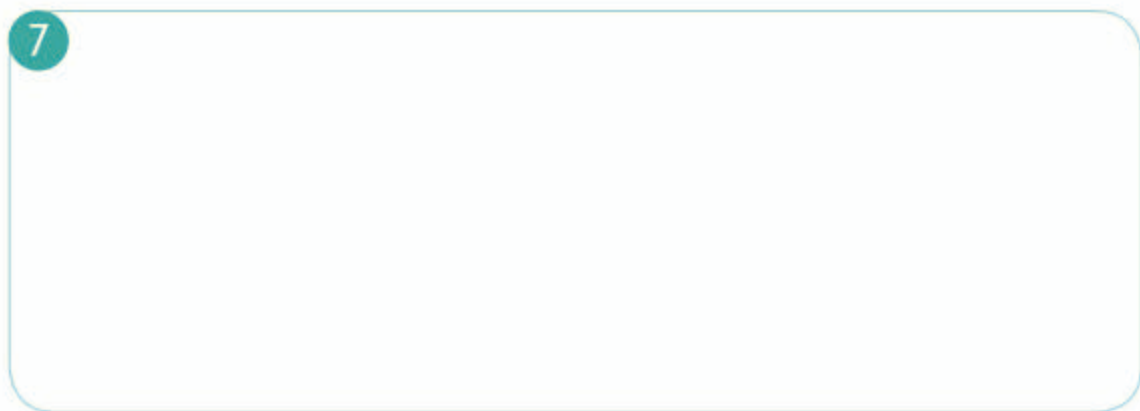
His mum gives him two dollars for an ice-cream. He doesn't buy one. His father gives him five dollars for washing the car. He just needs three more dollars.



He goes to the shop to see the puppy again. It is still there, but now there is a sign: "On sale, \$32". Peter is very happy.



The next day, Peter takes his money and goes to the pet shop. To his surprise, the puppy is gone! He is very sad.



B Put the sentences in order.

- () Peter's parents give him seven dollars.
- () Peter wants to buy a brown puppy.
- () The puppy is gone.
- () The puppy is 35 dollars, but Peter just has 25 dollars.
- () The puppy is on sale. Peter takes 32 dollars to buy it.

C Make up an ending for the story.

Unit 5 TV Shows

Get ready.



wonderful cartoons




cool sports shows



fantastic music shows



interesting news shows



great nature shows

My favourite TV shows are cartoons. They're wonderful. What about you?



My favourite TV shows are music shows and nature shows. They're fantastic.



Lesson 1

A Listen and match.



B Let's talk.

What are your favourite TV shows?

My favourite TV shows are music shows. They're great.



C Let's write.

My favourite TV shows are _____.

My grandmother's favourite TV shows are _____.

My grandfather's favourite TV shows are _____.

My father's favourite TV shows are _____.

My mother's favourite TV shows are _____.

Lesson 2

A Look, listen and answer.

1. Look at the picture. What TV shows do you see?

2. Now listen and answer: What are they talking about?



Andy: Binbin, what are your favourite TV shows?

Binbin: My favourite TV shows are sports shows.

Andy: **When do you usually watch sports shows?**


Binbin: I usually watch them on Saturday evening.

Andy: Are they interesting?

Binbin: Yes, they're fantastic. I like watching skating and swimming on sports shows.



B Do a survey.



name	TV shows	time
Yang Yang	nature shows	Tuesday

C Let's write.

Write down the answers according to Part B.

What are his/her favourite TV shows?

_____.

When does he/she usually watch them?

_____.

Now draw and write about your favourite TV shows.

_____?

My favourite TV shows are _____.

_____?

I usually watch them on _____.

Lesson 3

A Let's read.

1. Look at the pictures. What do you see?



2. Now read and match.

My name is Jane. I like watching these TV shows very much. I usually watch them on Tuesday. I can learn about animals from different countries. They're very interesting.



I'm Mack. I watch these shows every evening. There are many different activities on these shows, such as football, basketball and table tennis. They're all fantastic.



Hi, I'm Coco. I watch these shows every Friday at 7:30 pm. They are really fun. I can hear many new songs and see famous singers. Sometimes I sing and dance with them.



3. Read again and fill in the chart.

	time	content	their feelings
Jane		animals from different countries	
Mack	every evening		
Coco			really fun

B Make, show and say.

Make a poster about a kind of TV show according to Part A.



C Let's write.



My favourite TV shows are cartoons. I think they are interesting. I usually watch them on Monday.

What about you?

Let's Spell

A Listen, point and repeat.



B Listen, colour and repeat.

1.

wh
h

 at
2.

wh
h

 ere
3.

wh
h

 en
4.

wh
h

 ale
5.

wh
h

 eel

C Listen, write and say.

_____ colour is your toy _____? It's _____.

D Listen and repeat.

What is that?

It's a whale.

Where is he from?

Who can tell?

Why is he white?

I don't know.

What is his name?

Ask him. Go!



Fun Time

A Good to know.



Ads tell you about new things you can buy. They are very short, usually no more than one minute long. Most people don't like them.

Interesting people are often on talk shows. They talk about many interesting things. These shows are fun. You can also learn a lot.



On variety shows, some people sing, some people dance, and some people tell funny jokes. Many people like to watch these shows with their family.

B Let's make a poster.

Think and talk with your friends:

- What are your favourite TV shows?
- Why do you like them?
- When do you usually watch them?



C Let's sing.

Let's Check

A Listen and match.



B Read and fill in the chart.

(It's 9:00 on Sunday morning. Joy visits her friend, Sandy.)

Joy: What are your favourite TV shows?

Sandy: My favourite TV shows are children's shows. How about you?

Joy: I like music shows and nature shows. I think they're interesting. I usually watch music shows on Monday and watch nature shows on Friday. When do you usually watch children's shows?


Sandy: I watch children's shows on Tuesday and Sunday.

Joy: Well, children's shows are on at 9:10 today. We can watch them together.



	Sandy's favourite TV shows	Joy's favourite TV shows
What?		
When?		

C Interview.



You can ask:

Do you watch TV? What are your favourite TV shows?
When do you usually watch them? ...

D Let's write.

1. What's your family's favourite TV show?

_____.

2. When do you usually watch it?

_____.

3. Why do you like it?

_____.

Checkpoint

structures	vocabulary
When do you usually watch ...?	wonderful, cool, fantastic, cartoons, news shows, nature shows

Story Time

A Let's read. 🎧





Oh, no! The power is off.

6



Well, now no one can watch TV. Let's play a game.

7






This is fun!

8

B Fill in the chart.

What are their favourite shows?

family member	TV shows	their feelings
		
		
		

C Retell the story.

Unit 6 Chores

Get ready.

Do you help your parents do chores at home, Andy?

Yes, I do. I take out the rubbish and make my bed.



clean the room



make the bed



take out the rubbish



wash clothes



tidy the desk



sweep the floor

Lesson 1

A Listen and match. 

B Think and say.

Do you help your parents do chores at home?

Yes, I do.

What chores do you usually do at home?

I usually wash clothes.

How often do you do it?

Three times a week.

What						
Who?	Yaoyao					
How often?	3					

C Let's write.

I usually help my parents

_____ , _____
and _____ at home.



Lesson 2

A Look, listen and write.

1. Look at the pictures. What chores do you see?

2. Now listen and answer: What are they talking about?

Joy: Hello, Bill. This is Joy. Can you play with me?

Bill: Sorry, not now. I'm doing my chores.

Joy: Do you usually do chores at home?

Bill: Yes, I usually water the plants. I also enjoy feeding my fish. I'm sweeping the floor now. What chores do you usually do at home?

Joy: I usually tidy my desk and clean my room.

Do you like doing chores?

Bill: Yes. I enjoy helping my parents.

Joy: Me too. Call me when you're free.

Bill: OK. Bye.

Joy: Bye.



3. Now read the dialogue and write.

What chores does Bill do at home? Write B for Bill.

What chores does Joy do at home? Write J for Joy.



B Do a survey. 

What chores do you usually do at home, Bob?

I usually take out the rubbish.

What about you, Jack?

I usually sweep the floor and water the plants.



						
Bob					✓	
Jack	✓					✓
me						



We usually do chores at home. Bob usually takes out the rubbish. Jack usually sweeps the floor and waters the plants. I usually ...

C Let's write.

What chores do you usually do at home?

Lesson 3

A Let's read.

1. Look at the pictures. Who do you see? What are they doing?
2. Now read and underline the chores they do.

Susan's day for chores

Susan is always busy on Sunday. In the morning she makes the bed. Then she sweeps the floor and waters the plants. In the afternoon she usually washes clothes. Before dinner, Susan feeds her pet cat. After dinner, she often takes out the rubbish. She enjoys her day for chores.



Nancy's day for chores

On Sunday Nancy often helps her parents do chores at home. After getting up, she always makes her bed. In the morning she usually helps her grandparents wash clothes and tidy their bedroom. Then she helps her mother make lunch. After lunch, she often does the dishes. She enjoys helping her family.

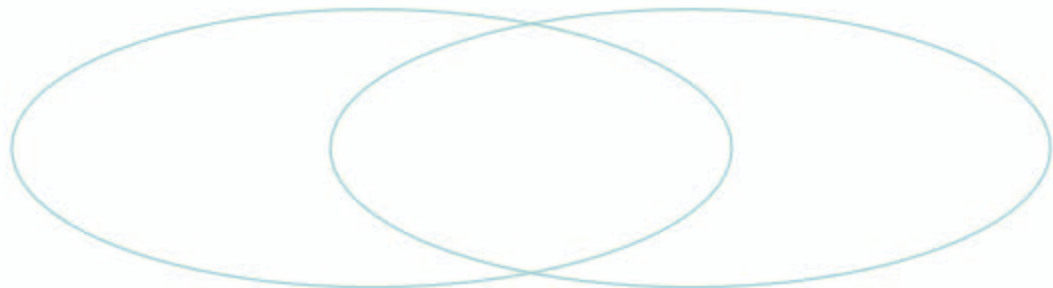


3. Fill in the chores they do in the right place.

Susan

both

Nancy



B Let's report.



Susan and Nancy are busy on Sunday. On Sunday morning, Susan ... On Sunday morning, Nancy ... They both usually ...

C Let's write.



On Saturday I usually help my mother do chores at home. In the morning I walk the dog. In the afternoon I clean my room.

What about you?

A large rectangular area with a light orange background and a vertical line of punch holes on the left side. It contains four horizontal lines for writing.

Let's Spell

A Listen, point and repeat.



B Listen, colour and repeat.

1.

h
ch

 air 2.

h
ch

 op 3.

ch
sh

 ore 4. ha

sh
tch

C Try to say.

Chinese chess teach beach

shirt sheep brush English

D Listen, write and say.

Miss Li is a _____. She teaches _____ and _____.

E Listen and repeat.

Cherry sits on the beach.
She wants to eat a peach.
She washes the peach in the sea,
But a big fish catches her peach.



Fun Time

A Good to know.

Robots

Robots are coming into our lives. They are becoming more and more helpful. For example, when some sick people cannot walk, robots can take food and drinks to them. Robots can cheer up sick kids, too.



Many people use robots to do chores. Some robots can study your home. Then they know how to help you sweep the floor and how to cook food for you. In 100 years, maybe robots will do all our chores!

B Let's make.



My robot can clean rooms, wash clothes, feed the bird, play football and ...

C Let's sing.

Let's Check

A Listen and match.



B Read and fill in the chart.

Tom,

You know, I am going to Shanghai for two days. Please help me do some chores.

First, please sweep the floor and take out the rubbish. Please also wash the clothes.

Can you clean your bedroom, too?

Love,
Mum

Kathy,

Please help me do the chores for Mum. My bedroom is clean now, so please wash the clothes, sweep the floor and take out the rubbish. Also, please walk the dog.

Now I'm going to go camping with my classmates.

Thanks,
Tom

Dad,

Please help me do the chores for Mum. Please wash the clothes, take out the rubbish and sweep the floor. Also, please water the plants, too.

I am going to walk the dog now.

Thanks!
Kathy



What chores didn't Tom and Kathy do?

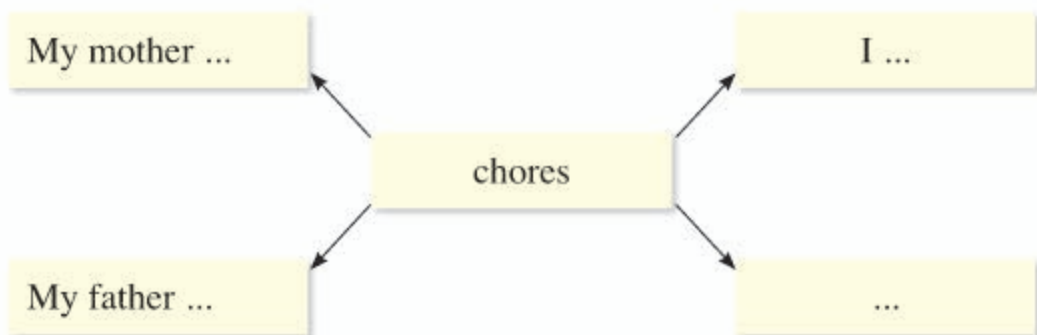
	Tom	Kathy
sweep the floor	×	
take out the rubbish		
wash the clothes		
clean the bedroom		
walk the dog		
water the plants		

Let's talk.

What chores does your mother usually do at home?

What chores does your father usually do at home?

What about you?



Let's write.

In my family, everyone does chores every day.

My mother _____.

My father _____.

I _____.

Checkpoint

structures	vocabulary
What chores do you usually do at home? I usually ...	chore, clean the room, make the bed, take out the rubbish, wash clothes, tidy the desk, sweep the floor

Story Time

A Let's read. 🎧

Wow, a robot! I will call him Zigzig. He can play with me.



Where is Zigzig? I can't find him. I'll write an ad.



Zigzig! You're back!

Yes. I'm back home.

Welcome back!



Where did you go?
What did you do?



I went to learn
how to do chores.

Why?

Your mum usually does many chores.
She's very tired. I want to help her.




Now I can feed the fish and
wash clothes once a week.

I can cook, do the dishes, clean the room, make your bed and take out the rubbish every day, too.



You're so helpful.



What's this?

It's an ad looking for you.

Why?

I care about you. You're my friend.

Oh, Jim!



Name: Zigzig

Appearance: short, blue

Hobby: playing games

If you find him, call me.

Tel: 9759 0038

B Answer the questions.

1. What present does Jim get?
2. What does Zigzig look like?
3. What is Zigzig's hobby?
4. What chores can Zigzig do?
5. Why is Zigzig so happy now?

C Act out the story.

Revision 2

Let's Review

A Listen and circle.



B Read and fill in the chart.

Bill: I'd like to make some TV shows for our school.

Lily: That's a great idea!

Bill: I like game shows. Let's do a game show. They're fun.

Andy: Let's do a talk show, too. I'd like to be the host of the talk show.

Yaoyao: Really? Let's do a news show. I want to be a news announcer. That is an exciting job.

Binbin: I'd like to put on a quiz show. It's very exciting. I want to be on a quiz show. Lily, what do you want to do?

Lily: Let's do a nature show. I really like to see animals.



name	TV shows
Bill	game shows
Andy	
Yaoyao	
Binbin	
Lily	

Read, survey and write.

A Questionnaire

	me	my friend
Do you like doing chores?	_____	_____
What chores do you usually do?	_____	_____
Do you like watching TV?	_____	_____
What's your favourite TV show?	_____	_____
When do you usually watch it?	_____	_____
Do you like shopping?	_____	_____
How much is your schoolbag?	_____	_____
Do you like your schoolbag?	_____	_____



Use the information in the questionnaire. Write about you or your friend.

My name is ... I like doing chores. I usually ...

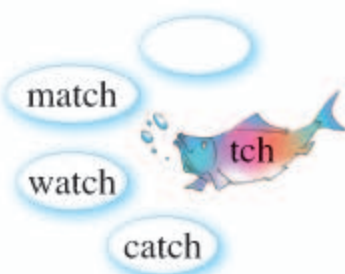
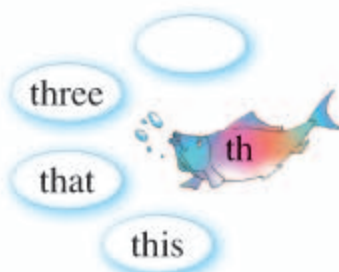
or

My friend is ... He doesn't like doing chores ...

(Title)

Let's Spell

A Listen, read and write. 



B Listen and write. 



mou _____



_____ eel



i _____



wa _____



ma _____



_____ isker




fa _____ er




fi _____

Let's make a word book.

Copy the words. Draw pictures if you can.



*Put them together like this.
Now you have a word book.*



Now, you have two word books. Put them together to make a big word book.


Story Time

A Let's read.



Joy is going to have a birthday party on Sunday. She invites her friends to come.

Andy wants to buy a special present for Joy.



Andy turns on the TV. He sees a man. The man is talking about a toy dog. Andy wants to buy the toy dog for Joy. He calls a toy shop.



Andy talks to the lady in the shop. She tells him they have the toy dog. It is only 20 yuan.

Welcome to my birthday party.



Me too.

I have a surprise for you.

Andy, Yaoyao, Binbin, Bill and Lily arrive at Joy's home.

5

Happy birthday!



All the children have presents for Joy. Joy is very happy.

*Wow! I love them all.
What a surprise!*



Joy is very surprised. She has five cute, funny dogs!

B Answer the questions.

1. What does Joy do for her birthday?
2. Where does Andy see the dog?
3. How many dogs does Joy get? Why?

C Retell the story.

附录一 歌曲

Unit 1

Fun Time

Make new friends,
But keep the old.
Some are popular, and some are cute.

Make new friends,
But keep the old.
Some are clever, and some are helpful.

Make new friends,
But keep the old.
Some are polite, and some are friendly.

Make new friends,
But keep the old.
Some are quiet, and some are active.

Unit 2

Fun Time

He's my teacher. His hair is short,
And he wears cool glasses, too.
He teaches Chinese to us.
He teaches me and you.

She's my teacher. She is young,
And she has pretty, curly hair.
She teaches English to us.

She teaches us with care.

They're my teachers. They are kind,
And they're very nice as well.
They teach us many things.
They teach us very well.

Unit 3

Fun Time

Ali Ba-ba, he has a little farm.
On his farm he has some little lambs.
"Baa, Baa," cry his little lambs,
On the farm of Ali Ba-ba.

Ali Ba-ba, he has a little farm.
On his farm he has some little cows.
"Moo, Moo," cry his little cows,
On the farm of Ali Ba-ba.

Ali Ba-ba, he has a little farm.
On his farm he has some little pigs.
"Oink, Oink," cry his little pigs,
On the farm of Ali Ba-ba.

Unit 4

Fun Time

How much is that pencil in the
window?

A dollar is all it will be.
A pencil is missing from my
schoolbag.
A pencil is all that I need.
How much, oh, how much,
How much will these things all
cost me?
How much, oh, how much,
How much will these things all
cost me?

How much is that eraser in the
window?
Two dollars is all it will be.
An eraser is missing from my
schoolbag.
An eraser is all that I need.
How much, oh, how much,
How much will these things all
cost me?
How much, oh, how much,
How much will these things all
cost me?

Unit 5

Fun Time

I watch music shows.
I watch nature shows.
I like movies.
I like the news.
I usually watch those.

I watch variety shows.
I watch sports shows.
I like movies.
I like the news.
I usually watch those.

Unit 6

Fun Time

This is the way we sweep the floor,
sweep the floor, sweep the floor.
This is the way we sweep the floor,
so early in the morning.

This is the way we tidy the desk,
tidy the desk, tidy the desk.
This is the way we tidy the desk,
so early in the morning.

This is the way we clean the room,
clean the room, clean the room.
This is the way we clean the room,
so early in the morning.

This is the way we take out the
rubbish, take out the rubbish,
take out the rubbish.

This is the way we take out the
rubbish, so early in the morning.

附录二 单元词汇表

(注:粗体词为本册的重点词汇)

Unit 1

clever	聪明的 (2)
careless	粗心的 (2)
polite	有礼貌的 (2)
quiet	安静的 (2)
cute	漂亮的, 可爱的 (2)
friendly	友好的 (2)
helpful	肯帮忙的 (2)
active	活跃的 (2)
popular	受欢迎的 (2)
talk	说话 (3)
party	聚会 (4)
all	全部 (4)
but	但是 (4)
sometimes	有时 (4)
bark	吠, 叫 (4)
forget	忘记 (4)
with	同……一起 (6)

Unit 2

wear glasses	戴眼镜 (14)
slim	苗条的 (14)
curly	卷曲的 (14)
straight	直的 (14)
nice	好的 (14)

young	年轻的 (14)
teach	教 (14)
guess	猜 (15)
has	有 (15)

Unit 3

animal	动物 (26)
elephant	大象 (26)
panda	熊猫 (26)
horse	马 (26)
cow	奶牛 (26)
pig	猪 (26)
sheep	绵羊 (26)
bee	蜜蜂 (26)
farm	农场 (26)
fast	快的; 迅速地 (26)
why	为什么 (27)
lovely	可爱的 (28)
butterfly	蝴蝶 (29)

Unit 4

exercise book	练习本 (44)
pencil sharpener	铅笔刀 (44)
a pair of scissors	一把剪刀 (44)

pencil box 铅笔盒 (44)

a box of crayons 一盒蜡笔
(44)

please 请 (44)

only 只, 仅仅 (45)

also 也 (45)

saleswoman 女售货员 (46)

great 好极了 (46)

love 喜欢 (46)

how much (价钱) 多少? (46)

a lot 很多 (46)

Unit 5

wonderful 精彩的 (56)

cool 酷的 (56)

fantastic 极好的 (56)

cartoons 动画片 (56)

news shows 新闻节目 (56)

nature shows 自然节目 (56)

Unit 6

chore 家务 (68)

clean the room 打扫房间 (68)

make the bed 整理床铺 (68)

take out the rubbish
倒垃圾 (68)

wash clothes 洗衣服 (68)

tidy the desk 清理书桌 (68)

sweep the floor 扫地 (68)

call 打电话给…… (70)

人教版®

附录三 总词汇表

(注:粗体词为本册的重点词汇)

A

a box of crayons	一盒蜡笔 (44)
a lot	很多 (46)
a pair of scissors	一把剪刀 (44)
active	活跃的 (2)
all	全部 (4)
also	也 (45)
animal	动物 (26)

B

bark	吠, 叫 (4)
bee	蜜蜂 (26)
but	但是 (4)
butterfly	蝴蝶 (29)

C

call	打电话给…… (70)
careless	粗心的 (2)
cartoons	动画片 (56)
chore	家务 (68)

clean the room	打扫房间 (68)
clever	聪明的 (2)
cool	酷的 (56)
cow	奶牛 (26)
curly	卷曲的 (14)
cute	漂亮的, 可爱的 (2)

E

elephant	大象 (26)
exercise book	练习本 (44)

F

fantastic	极好的 (56)
farm	农场 (26)
fast	快的; 迅速地 (26)
forget	忘记 (4)
friendly	友好的 (2)

G

great	好极了 (46)
guess	猜 (15)

H

has 有 (15)

helpful 肯帮忙的 (2)

horse 马 (26)

how much
(价钱) 多少? (46)

L

love 喜欢 (46)

lovely 可爱的 (28)

M

make the bed 整理床铺 (68)

N

nature shows 自然节目 (56)

news shows 新闻节目 (56)

nice 好的 (14)

O

only 只, 仅仅 (45)

P

panda 熊猫 (26)

party 聚会 (4)

pencil box 铅笔盒 (44)

pencil sharpener 铅笔刀 (44)

pig 猪 (26)

please 请 (44)

polite 有礼貌的 (2)

popular 受欢迎的 (2)

Q

quiet 安静的 (2)

S

saleswoman 女售货员 (46)

sheep 绵羊 (26)

slim 苗条的 (14)

sometimes 有时 (4)

straight 直的 (14)

sweep the floor 扫地 (68)

T

take out the rubbish
倒垃圾 (68)

talk 说话 (3)

teach 教 (14)

tidy the desk 清理书桌 (68)

W

wash clothes 洗衣服 (68)

wear glasses 戴眼镜 (14)

why 为什么 (27)
wonderful 精彩的 (56)
with 同……一起 (6)

Y
young 年轻的 (14)

人教版®

后 记

本册教科书是人民教育出版社课程教材研究所英语课程教材研究开发中心依据教育部《义务教育英语课程标准》（2011年版）与加拿大灵通教育有限公司合作编写的，经国家基础教育课程教材专家工作委员会2013年审查通过。北京市海淀区教师进修学校对本册教科书的修订提供了全方位的支持。

本册教科书集中反映了基础教育教科书研究与实验的成果，凝聚了参与课改实验的教育专家、学科专家、教研人员以及一线教师的集体智慧。我们感谢所有对本册教科书的编写、出版提供过帮助与支持的同仁和社会各界朋友，以及整体设计艺术指导吕敬人等。我们还要特别感谢原教科书主要编写人员龚亚夫、马淑英、张鲁静、谢乃莹、Sandra Purchase，以及 Jack Booth。马淑英、张海翔和刘莹（北京石油学院附属小学）在本册教科书修订过程中也参与了讨论，在此一并表示感谢。

本册教科书出版之前，我们通过多种渠道与教科书选用作品（包括照片、画作）的作者进行了联系，得到了他们的大力支持。对此，我们表示衷心的感谢！但仍有部分作者未能取得联系，恳请入选作品的作者与我们联系，以便支付稿酬。

我们真诚地希望广大教师、学生及家长在使用本册教科书的过程中提出宝贵意见，并将这些意见和建议及时反馈给我们。让我们携起手来，共同完成义务教育教材建设工作！

联系方式

电 话：010-58758255

电子邮件：jcfk@pep.com.cn

人民教育出版社 课程教材研究所
英语课程教材研究开发中心
2013年5月