

义务教育教科书

# 英语

(一年级起点)

## 三年级

### 下册

(中 国)人民教育出版社 课程教材研究所  
英语课程教材研究开发中心 编著  
(加拿大)灵 通 教 育 有 限 公 司

人教版®

人民教育出版社

·北京·

Copyright © 2013 by People's Education Press Ltd. and Lingo Learning Inc.

No part of this publication may be reproduced or transmitted in any form or by any means, without permission in writing from the publisher.

版权所有，未经出版社书面同意，任何人不得以任何形式或方式复制或转换本作品的任何部分。

主 编：吴 欣 Larry Swartz Beth Levy

副 主 编：陶明天 闫赤兵

主要编写人员：程 燕 陈卫卫 李 静 卜 菁 范 冰 杨春玲 Bill Mayes

责任编辑：杨春玲

美术编辑：李宏庆

封面设计：吕 旻 李宏庆

版式设计：李宏庆 张 静

插 图：李思东工作室

北京吴天文化传播有限公司

义务教育教科书 英语（一年级起点） 三年级 下册

（中 国）人民教育出版社 课程教材研究所

英语课程教材研究开发中心 编著

（加拿大）灵 通 教 育 有 限 公 司

出 版 人 民 教 育 出 版 社

（北京市海淀区中关村南大街17号院1号楼 邮编：100081）

网 址 <http://www.pep.com.cn>

重 印 ××× 出版社

发 行 ××× 新华书店

印 刷 ××× 印刷厂

版 次 2014年10月第1版

印 次 年 月第 次印刷

开 本 787毫米×1092毫米 1/16

印 张 5.75

字 数 115千字

印 数 册

书 号 ISBN 978-7-107-29066-4

定 价 元

价格依据文件号：京发改规〔2016〕13号

版权所有·未经许可不得采用任何方式擅自复制或使本产品任何部分·违者必究

如发现内容质量问题，请登录中小学教材意见反馈平台：[jcyjfk.pep.com.cn](http://jcyjfk.pep.com.cn)

如发现印、装质量问题，影响阅读，请与×××联系调换。电话：×××-××××××××

# 致同学

亲爱的同学：

你好！欢迎回到“新起点英语”的世界。

在这里，你将继续通过听、说、玩、演、唱等形式享受英语世界的乐趣；同时，你将开始正式享受读、写英文的乐趣。作为三年级学生，在阅读方面，你只要借助图片读懂小短文或小故事就可以了；在写的方面，你只要根据语境选择合适的词填空，把句子补充完整就可以了。

同时，你将继续学习“自然拼读”魔法。经过两年多的学习，你已经能够听懂、会说很多英语单词了，但不一定能认读和拼写这些单词。“自然拼读”魔法能帮你拼出它们的读音、更快地记住它们的写法。同时，“自然拼读”魔法也能帮你更快地记住全新的单词。你储备的单词越多，读、写英文的乐趣就越多。所以，好好学习这个魔法吧。

最后，告诉你一个小窍门：在阅读小短文或小故事之前，先看看它的标题和插图，大致猜测一下它的内容再去阅读，这能帮你理解得更快、更好。在阅读过程中，如果碰到不认识的单词，可以根据插图和上下文猜猜它的意思；或者用“自然拼读”魔法拼出它的读音，没准你就知道它的意思了。

好了，现在就让我们继续“新起点英语”之旅吧。

编者

2013年5月



**Angel**



**Andy**



**Bill**



**Miss Wu**



**Lily**



**Joy**



**Binbin**



**Yaoyao**



**Lucky**

版®

# 目录

|   |    |
|---|----|
| <b>Unit 1 School Subjects</b> .....         | 2  |
| <b>Unit 2 My School</b> .....               | 12 |
| <b>Unit 3 After School Activities</b> ..... | 22 |
| <b>Revision 1</b> .....                     | 32 |
| <b>Unit 4 My Family</b> .....               | 38 |
| <b>Unit 5 Family Activities</b> .....       | 48 |
| <b>Unit 6 My Home</b> .....                 | 58 |
| <b>Revision 2</b> .....                     | 68 |
| 附录一 歌谣和歌曲 .....                             | 74 |
| 附录二 自我评价表 .....                             | 79 |
| 附录三 单元词汇表 .....                             | 82 |
| 附录四 总词汇表 .....                              | 85 |

# Unit 1 School Subjects

*What classes do you have on Monday?*



*What classes do you have on Monday?*

*We have Chinese, art and science.*




*We have maths,  
PE and computer class.*

*We have  
English and music.*

# Lesson 1

A Look, listen and chant. 




B Ask and answer. 



| class name | English | maths | science | art | computer class | PE | Chinese | music |
|------------|---------|-------|---------|-----|----------------|----|---------|-------|
| Bill       |         |       |         | x   | ✓              |    |         |       |
|            |         |       |         |     |                |    |         |       |
|            |         |       |         |     |                |    |         |       |

C Let's write.





## Lesson 2

### A Look, listen and repeat.

Grandpa: **What classes do you have on Monday?**


Sally: **We have English and music.**

Sam: **We have maths, PE and computer class.**

Sally: Do you like PE?


Sam: Yes, I do. Do you like PE?

Sally: No, I don't. I like music.



### B Let's role-play.

*What classes do you have on ...?*



### C Let's write.

*What classes do you have on Monday?*

*I have music and maths.*

# Lesson 3

## A Read and write.

Dear Bill,

I like my new school. We have five PE classes and three science classes a week. They are my favourite classes.

Tuesday is my favourite day.

We have maths, Chinese, PE and science on Tuesday.

What's your favourite day?

What classes do you have on that day?



Yours,  
Mike



name \_\_\_\_\_  
\_\_\_\_\_

favourite day \_\_\_\_\_  
\_\_\_\_\_

favourite classes \_\_\_\_\_  
\_\_\_\_\_

\_\_\_\_\_  
\_\_\_\_\_

## B Now write back to Mike.

Dear Mike,

My favourite day is \_\_\_\_\_ We have \_\_\_\_\_

\_\_\_\_\_, \_\_\_\_\_ and \_\_\_\_\_ on this day.



Yours,  
\_\_\_\_\_  
\_\_\_\_\_  
\_\_\_\_\_

# Let's Spell

## A Listen, point and say.



cake



lake



make



tape



name



face

## B Listen and circle.

cake cat

fate fat

mate mat

cape cap

cane can

tape tap

same Sam

hate hat

## C Listen, write and say.

t

c

t

m


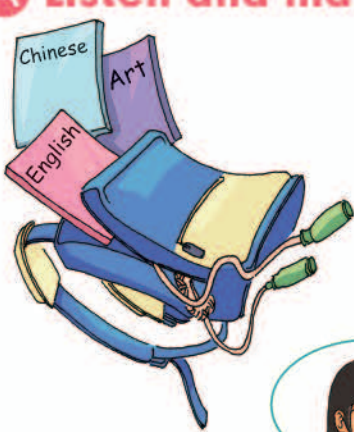
## D Listen and repeat.

My name's Jake.  
I make a cake.  
I put it on a plate  
And eat it by the lake.



# Let's Check

## A Listen and match.



## B Read and write.

|   | Monday  | Tuesday                         | Wednesday | Thursday       | Friday  |
|---|---------|---------------------------------|-----------|----------------|---------|
| 1 | Chinese | maths                           | maths     | Chinese        | English |
| 2 | English | Chinese                         | Chinese   | music          | maths   |
| 3 | music   | PE                              | science   | computer class | science |
| 4 | maths   | computer class                  | PE        | maths          | Chinese |
| 5 | PE      | <del>                    </del> | English   | Chinese        | art     |
| 6 | science | <del>                    </del> | art       | PE             | PE      |

Tuesday and Friday are my favourite days. We have  
 \_\_\_\_\_, \_\_\_\_\_, PE and \_\_\_\_\_  
 on Tuesday. We have \_\_\_\_\_, maths, \_\_\_\_\_,  
 Chinese, \_\_\_\_\_ and PE on Friday.

## C Self-assessment.


## Fun Time

### A Good to know.

*In English class we ...*



### B Let's make.



### C Let's sing.

# Story Time

Get up! It's time for school.



1

On Monday, Tim doesn't want to get up.

I don't want to get up.  
School is boring.

2

In Monday's computer class, Tim writes an email. He is very happy.

Wow, computer class  
is so interesting.



You can do it! First ...



3

In Tuesday's maths class,  
Sam helps Tim.



4


*In Wednesday's music class, Tim listens to beautiful music.*

*Great music!*



5

*In Thursday's English class, Tim and his classmates play English games.*




6

*Why does Tim want to go to school on Friday morning?*


# Unit 2 My School

*Do you have a computer room in your school?*

*No, we don't. But we have computers in our classrooms.*







*Do you have a library in your school?*

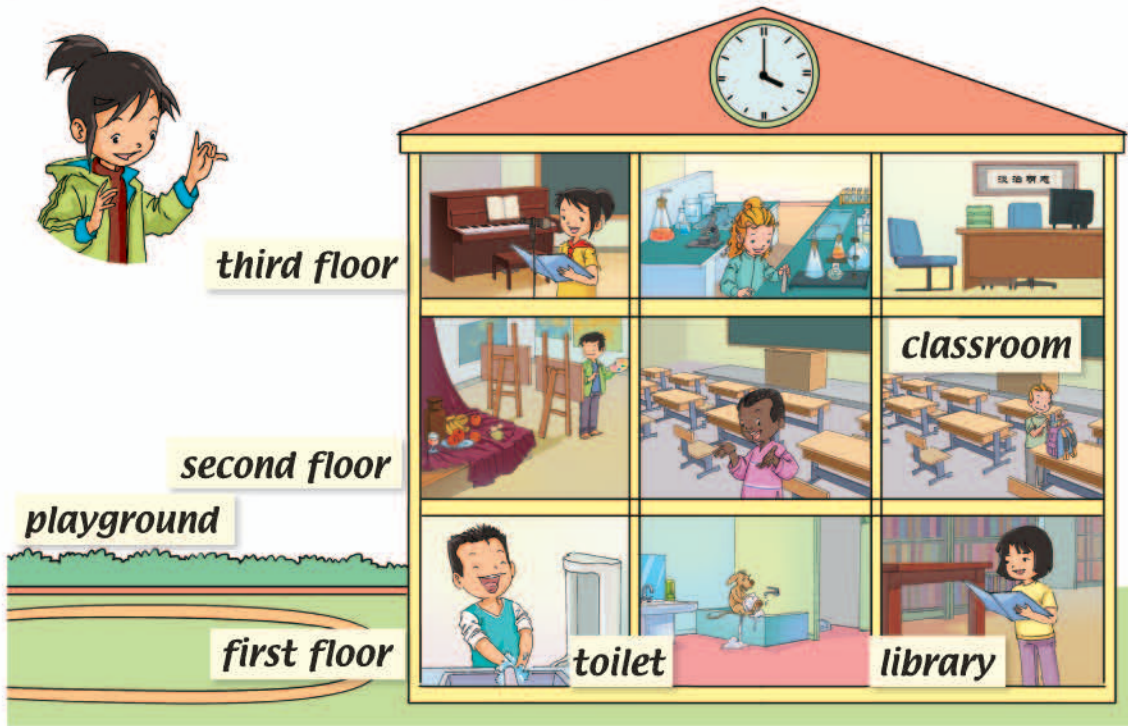


*Yes, we do. It's on the first floor.*



# Lesson 1

A Look, listen and chant. 



B Look and say. 

Where is Bill?

He's in the art room.



C Let's write.

library toilet classroom floor

## Lesson 2

### A Look, listen and repeat.

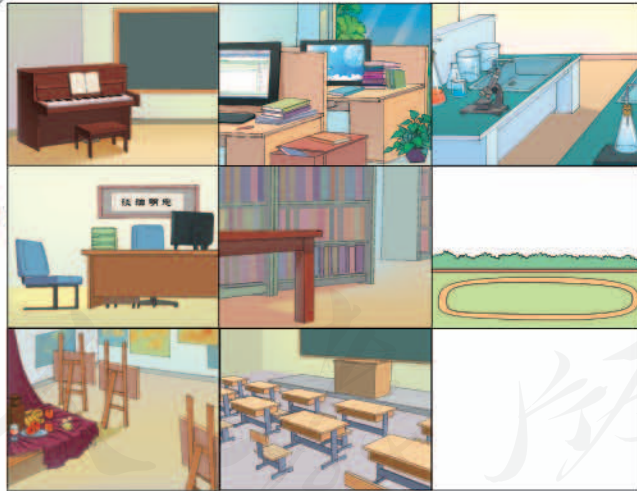
Boy: **Do you have a library?**  
 Yaoyao: **Yes, we do.** It's very big.  
 Boy: Where is it?  
 Yaoyao: It's on the first floor.  
 Boy: **Do you have a computer room?**  
 Yaoyao: **No, we don't.** But we have computers in our classrooms.



### B Let's play.

*Do you have a toilet?*

**Bingo**



*Yes, we do.*



### C Let's write.

*Do you have a library? Yes, we do.*

*Do you have a big playground? No, we don't.*

# Lesson 3

## A Read, write and match.


Our school building has three floors. We have a science room, an art room and a library on the first floor. We have some classrooms and two toilets on the second floor. We have teachers' rooms, a computer room and a music room on the third floor. We also have a big playground. We love our school.



\_\_\_\_\_ floor



\_\_\_\_\_ floor



\_\_\_\_\_ floor



## B Read again and write.

In this school, they have teachers' rooms, classrooms, toilets,

an art room, a \_\_\_\_\_, a \_\_\_\_\_,

a \_\_\_\_\_, a \_\_\_\_\_

and a big playground.



## Let's Spell

A Listen, point and say. 🎧



bike



like



hike



five



nine



rice

B Listen and circle. 🎧


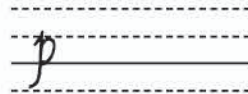

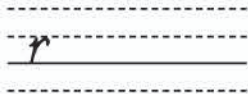
pin pine

win wine

bit bite

rip ripe

C Listen, write and say. 🎧




D Listen and repeat. 🎧

Mike has a bike.  
He lets me ride.  
But I don't feel right,  
When I'm on his bike.




# Let's Check

## A Listen and match.



## B Read and write.



In this school, they have \_\_\_\_\_

\_\_\_\_\_

\_\_\_\_\_

\_\_\_\_\_

## C Self-assessment.

## Fun Time

### A Good to know.



*Don't eat in the computer room.*



*Be quiet in the library.*

**No! Yes!**



*Don't run in the science room.*



*Please wear sports shoes in the gym.*

### B Let's make.

## Don't ...

**Don't play football in the classroom.**




## Please ...

**Please raise your hand before you speak.**



### C Let's sing.

# Story Time



1

Lucky is in Bill's classroom. He doesn't like maths and runs out of the door.

2

Lucky is in the music room. He dances to the music.



3

Lucky is in the teachers' room. He writes an email to Bill.



4

Lucky is in the science room. He looks at some red water.





5

**Lucky is in the art room. He draws pictures with his feet.**



6

**Lucky is in the playground. Look! He is playing basketball!**



7

**Now Lucky is in the toilet. He is washing his dirty feet.**



8

**Lucky is in the library. He is reading a book. Lucky sees himself in the book!**



# Unit 3 After School Activities





**Binbin, what are you going to do after school?**


**I'm going to play sports after school.**

**Look, there's Andy! What's he going to do after school?**

**He's going to read books after school.**

# Lesson 1

A Look, listen and chant. 



B Let's role-play. 

Can you play chess?

Yes, I can.



C Let's write.

*draw pictures*      *read books*      *play sports*

## Lesson 2

### A Look, listen and repeat.



Yaoyao: Binbin, **what are you going to do after school?**

Binbin: **I'm going to play sports.** I love to play football.


Yaoyao: Can I play with you?

Binbin: Sure!

Yaoyao: Look, there's Andy! **What's he going to do after school?**

Binbin: **He's going to read books.** He really likes reading!

### B Let's play.



### C Let's write.

What are you going to do after school?

I am going to dance.

What is she going to do after school?


She is going to sing songs.

# Lesson 3

## A Read and match.

Mum,  
Tomorrow morning I'm going to get up at six o'clock.  
Please wake me up.  
After school, I'm going to dance with Yaoyao at three o'clock.  
I'm going to play chess with Bill at four o'clock. I'll be back at five o'clock.

Love,  
Joy



play chess



get up



dance



## B Now write to your friend.

Dear \_\_\_\_\_,

The weekend is coming. I am going to \_\_\_\_\_


at \_\_\_\_\_ o'clock. Can you go with me?

Your friend,  
\_\_\_\_\_  
\_\_\_\_\_  
\_\_\_\_\_



# Let's Spell

## A Listen, point and say.



## B Listen and circle.

not note

hop hope

cod code

Tom tome

## C Listen, write and say.

n

c

h

b

## D Listen and repeat.



Tom is at home.  
He likes to joke.  
He puts a bone on his nose,  
And then he jumps rope.

# Let's Check

## A Listen and match.



Zhang Hua

Wang Fang

Yang Yang

Tom

## B Read and write.



What is Joy going to do after school?



She is going to ...

The children are going to have fun after school. Bill is going to

\_\_\_\_\_  
\_\_\_\_\_. Yaoyao is going to \_\_\_\_\_.

Lily is going to \_\_\_\_\_, Andy is going to

\_\_\_\_\_. Joy is going to \_\_\_\_\_.

## C Self-assessment.



## Fun Time

### A Good to know.

*After school, we ...*



*hold a flea market*



*do volunteer work*



*learn new things*




*go camping*

### B Let's make.

*After school, I do paper-cutting.*



### C Let's sing.





# Revision 1

## Let's Review


### A Listen and match.



Monday

Tuesday

Wednesday

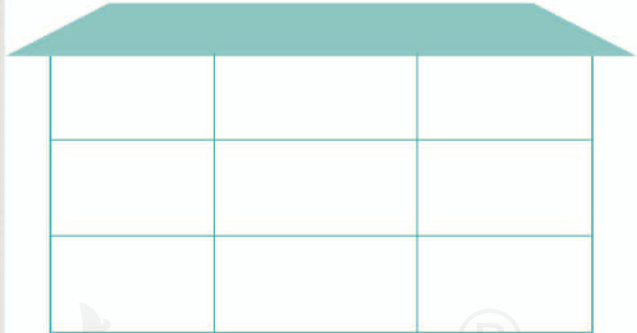


Thursday

Friday

### B Let's play.

Girl: Do you have an art room in your school?  
 Boy: Yes, we do.  
 Girl: Where is it?  
 Boy: It's on the second floor.  
 Girl: Our art room is on the third floor.



|           |           |               |
|-----------|-----------|---------------|
| classroom | art room  | music room    |
| library   | classroom | science room  |
| toilet    | classroom | computer room |

|              |               |            |
|--------------|---------------|------------|
| classroom    | computer room | toilet     |
| art room     | classroom     | music room |
| science room | classroom     | library    |



**Read and write.**

Dear friend,

My name is Peter. I am 11 years old. I am in grade 3 at Dongfang School. My favourite subject is science. We have a nice, big science room on the third floor.

I like playing basketball. Today, I am going to play after school. Do you like basketball, too?

Yours,  
Peter



**Now, write back to Peter.**

Dear Peter,

My name is \_\_\_\_\_ and I am \_\_\_\_\_ years old.

I am in grade \_\_\_\_\_ at \_\_\_\_\_ School.

My favourite subject is \_\_\_\_\_. We have it on the

\_\_\_\_\_ floor. My favourite sport is \_\_\_\_\_.


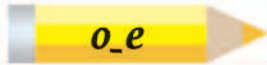
I hope we can be good friends.

Yours,

\_\_\_\_\_  
\_\_\_\_\_  
\_\_\_\_\_

# Let's Spell

A Look, listen and colour. 



B Let's chant. 



Ake, ake, ake. Cake, cake, cake.  
 Ake, ake, ake. Lake, lake, lake.  
 Ake, ake, ake. Make, make, make.  
 Ake, ake, ake. Take, take, take.

Now, make your own chants with **a\_e**, **i\_e** and **o\_e**.

C Listen and write. 



t p



c n



h k



p n



b n

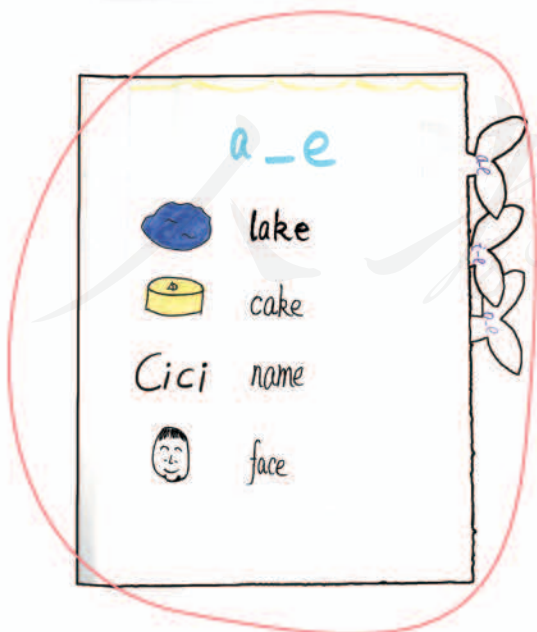
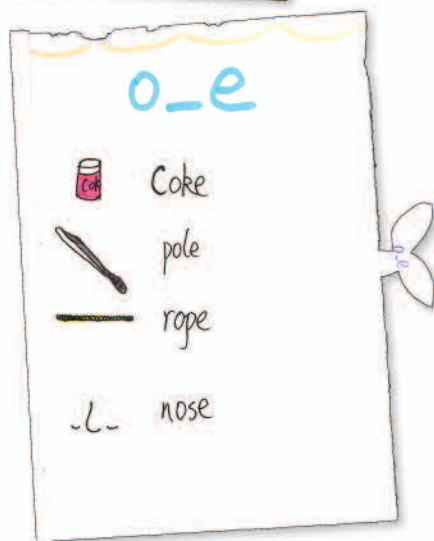



r p

**D Let's make a word book.**



**Copy the words.  
Draw pictures if you can.**



**Put them together like this.  
Now you have a word book.**

Class is over. Goodbye.



Goodbye, Miss Wu.

What are you going to do after school?

I'm going to draw pictures. And you?



I'm going to play ping-pong.

Peter, what are you going to do?

I don't know!



Can you play chess?

No, I can't.

Can you dance?

No, I can't.







# Unit 4 My Family



*Is she your aunt?*

*Yes, she is.*

*She's beautiful.*




*Is that man your father?*

*No, he isn't. He's my uncle.  
That tall man is my father.*


*Really? He's handsome.*

# Lesson 1

A Look, listen and chant. 



B Stick, write and say. 




C Let's write.

uncle    cousin    aunt    beautiful    handsome

## Lesson 2

### A Look, listen and repeat.



### B Show and tell.



### C Let's write.

*Is she your aunt? Yes, she is. She is beautiful.*

*Is he your brother? No, he isn't. He is my cousin.*

## Lesson 3

### A Read and tick.

Who lost the water bottle?



Bill: Good morning, Mrs Chen. Can you help me?

Mrs Chen: Sure, Bill.

Bill: A boy lost this water bottle in the library. He's in your class, but I don't know his name.

Mrs Chen: What does he look like?

Bill: He has short hair and big eyes.

Mrs Chen: Is he tall?

Bill: No, he's short. He is wearing a green T-shirt and blue shoes.

Mrs Chen: OK. I see. It's Li Ming's water bottle. Thank you very much.

Bill: You're welcome.

### B Read again and write.

Bill finds a boy's water bottle. He doesn't know the boy's name.

But he knows the boy has \_\_\_\_\_ and \_\_\_\_\_.

The boy is \_\_\_\_\_. He is wearing \_\_\_\_\_

\_\_\_\_\_ and \_\_\_\_\_.



# Let's Spell

A Listen, point and say. 



use



cute



tube



June



flute



rule

B Listen and circle. 

cube    cub


use    us

huge    hug

C Listen, write and say. 



D Listen and repeat. 



This is a mule,  
A very cute mule.  
It's June and he's hot,  
So he eats ice cubes.

# Let's Check

## A Listen and tick.



## B Read, look and write.

*What does she look like?*

My name is Mary. My mother is 35 years old. She has short hair. She is tall and beautiful. She is wearing a yellow dress and a pair of yellow shoes.  
 My aunt is 32 years old. She is short, and she is pretty. She has big blue eyes. She is wearing a beautiful green dress.

This is Mary's \_\_\_\_\_ . She has \_\_\_\_\_ .

She is \_\_\_\_\_ .



This is Mary's \_\_\_\_\_ .

She has \_\_\_\_\_ .

She is \_\_\_\_\_ .

## C Self-assessment.



## Fun Time

### A Good to know.



*This is a family of sheep.*



*This is a family of geese.*





*This is a family of pigs.*



*This is a family of horses.*

### B Let's make.



### C Let's sing.

**Story Time**



Where is our mother?

1

Excuse me. Are you our mother?



No. Your mother is short.

2

Excuse me. Are you our mother?



No. Your mother can swim.

3

Excuse me. Are you our mother?



No. Your mother has big eyes.

4

5

Excuse me. Are you our mother?

No. Your mother is green.

She's green. She has big eyes.  
She can swim.

Are you our mother?

6

Yes, I'm your mother.

We are frogs now, too.

7

# Unit 5 Family Activities



**What are you doing?**

**I'm watching TV.**

**What's your sister doing?**

**She's cleaning her room.**




*Dad, what's Grandma doing?*


*Oh, she's feeding the fish.*

# Lesson 1


A Look, listen and chant. 



B Ask and answer. 



C Let's write.



## Lesson 2

### A Look, listen and repeat.



Lily: Hello! This is Lily.

Andy: Hi, Lily.

Lily: **What are you doing?** Can you play with me?

Andy: Sorry, not now. **I'm watching TV.** It's basketball, my favourite sport.

Lily: **What's your sister doing?** Can she play with me?

Andy: **She's cleaning her room now,** but we can all play in one hour.

Lily: OK. Great!

### B Let's play.



### C Let's write.

What are you doing? I am watching TV.

What is your mother doing? She is cooking dinner.

## Lesson 3

### A Read and find.

It's sunny today. Everyone is happy. The children are playing in the park. Wang Han is walking his dog. Zhao Qi is feeding the fish. Li Le is flying a kite. Chen Meng is riding a bike and Feng Jia is drawing a picture. Zhou Ming is playing football with his brother, Zhou Qiang.

Lucky is running after the ball. He wants to get it.



Sun Yuan

Liu Hong

### B Read again and write.

It's sunny today. The children are in the park.

Zhao Qi is \_\_\_\_\_, Li Le is \_\_\_\_\_.

Liu Hong is \_\_\_\_\_, Sun Yuan is \_\_\_\_\_.



# Let's Spell

## A Listen, point and say.



## B Listen and circle.

me met

we web

be bed

he hen

## C Listen, write and say.

*m*


*r*

*h*

*l*

## D Listen and repeat.

I am from China.  
She is from China.  
We are both Chinese.  
He is from Japan.  
She is from Japan.  
They are both Japanese.




# Let's Check

## A Listen and number.



## B Read and write.



It's Saturday today. Joy and her family are at home.  
 Her grandfather is watching TV. Her grandmother is \_\_\_\_\_  
 \_\_\_\_\_  
 \_\_\_\_\_  
 Her mother is \_\_\_\_\_  
 \_\_\_\_\_  
 \_\_\_\_\_  
 \_\_\_\_\_  
 \_\_\_\_\_

## C Self-assessment.

## Fun Time

### A Good to know.


How we celebrate Chinese New Year



### B Let's make.

doing exercises

going fishing




having a picnic

flying a kite

### C Let's sing.



*It's evening. Everybody is busy. Kate wants to play with her mother, but her mother is cooking in the kitchen.*



*Kate goes to her father, but her father is watering the plants.*



*She goes to her brother, Mike. He is doing his homework.*



*She is sad. She hides in the closet.*

5



*Dinner is ready. Everybody is at the table, but Kate isn't there.*

6



*Where is Kate? She isn't in the living room. She isn't in her bedroom. Everybody is looking for her.*

7



*"Surprise!" Kate is happy now.*

# Unit 6 My Home



*Where is your aunt?*

*She's in the kitchen.*

*What's she doing?*

*She's cooking.*




*Your living room is so nice!*

# Lesson 1

A Look, listen and chant. 

*This is my home.*



B Look and say. 

Where is the father?

He's in the study.



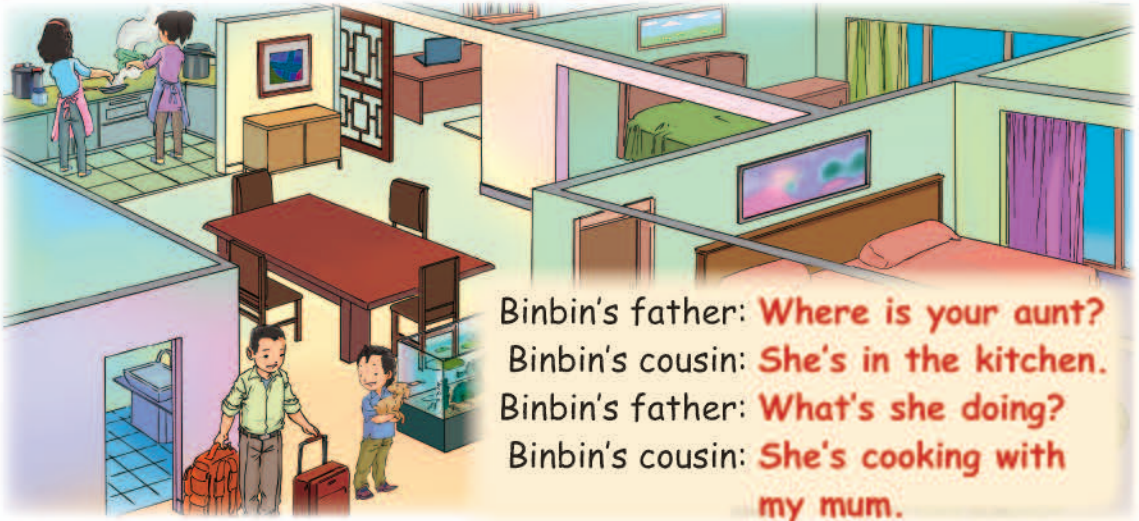
C Let's write.

home bedroom kitchen study



## Lesson 2

### A Look, listen and repeat.



Binbin's father: **Where is your aunt?**  
Binbin's cousin: **She's in the kitchen.**  
Binbin's father: **What's she doing?**  
Binbin's cousin: **She's cooking with my mum.**

### B Let's play.

*Where is your sister?*

*What's she doing?*

*She's in the bathroom.*

*She's washing her hands.*



### C Let's write.

*Where is your grandfather? He is in the bedroom.*

*What is he doing? He is watering the plants.*

# Lesson 3

## A Read and choose.

*I want a home like this.*



### For Rent

There are two bedrooms. One is big and one is small. There is a kitchen, a dining room and a bathroom. There is a big study, too. In the living room there is a big TV and a new sofa. Are you interested? Call (210) 654 3002.



## B Now write about your new home.






In my new \_\_\_\_\_, there is a dining room,

a \_\_\_\_\_, two bedrooms, a bathroom, a \_\_\_\_\_

and a \_\_\_\_\_. I love it.

# Let's Spell

## A Listen, point and say. 🎧




## B Listen, write and say. 🎧




## C Listen and repeat. 🎧

Sam and Tim like to hop.  
 Sam! Tim! It's time to stop.  
 Tim is hot. Sam's the same.  
 They hope that they can hop again.

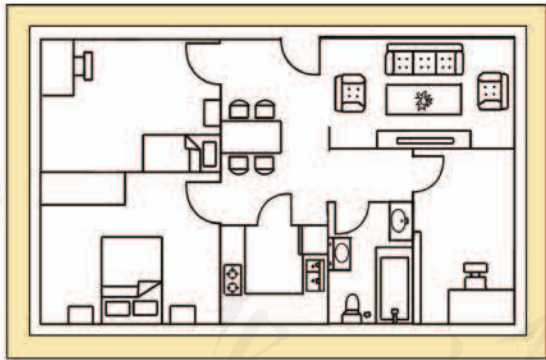


# Let's Check

## A Listen and tick.



## B Read and write.



In my home, there is a \_\_\_\_\_, a \_\_\_\_\_,  
 a \_\_\_\_\_, a living \_\_\_\_\_, a bathroom and  
 two bedrooms.

## C Self-assessment.

## Fun Time


### A Good to know.



*A fish's home is in the sea.*



*A bird's home is in a tree.*



*A duck's home is in a lake.*



*A tiger's home is in the forest.*

### B Let's make.



This bear's home is in a tree.

### C Let's sing.



1

*Trouble is a happy cat.*



2

*On Monday, Trouble is in the bathroom. Oh, no!*



3

*On Tuesday, Trouble is in the dining room. Be careful, Trouble!*



4

*On Wednesday, Trouble is in the kitchen. He makes a mess!*

5

*On Thursday, Trouble is in the living room. Oh, Trouble! The juice and ...!*



6

*On Friday, Trouble is in the study. Oh, no! My book!*



7

*On Saturday, Trouble is in my bedroom. Oh, dear! My clothes!*



8

*Now you know why I call my cat "Trouble"!*



# Revision 2

## Let's Review

### A Listen and number.














### B Let's play.

Look at the pictures and answer the questions.



Start



Where is Lily?



Is there a kitchen in the house?



This is a living room, right?



Where's the bedroom?



There are ... people in this family. They are ...



What does he look like?



What does she look like?



What's Yaoyao's grandmother doing?



Is there a sofa in the bedroom?



What's Lucky doing?


Finish





**Read and match.**

*I have a busy family.*



It is Sunday afternoon. My family are all doing our favourite things.

- I am drawing pictures in my bedroom.
- Our study is next to my bedroom. My father is reading there.
- My grandmother is watching TV in the living room.
- My mother is cooking in the kitchen.
- My grandfather is walking the dog in our garden.
- My little brother is watering the plants in our garden.

**Read and write.**

My grandmother is in the \_\_\_\_\_ She is \_\_\_\_\_

My mother is in the \_\_\_\_\_ She is \_\_\_\_\_

My little brother is in the \_\_\_\_\_ He is \_\_\_\_\_

# Let's Spell

A Look, listen and trace. 

B Let's chant. 



Ake, ake, ake. Cake, cake, cake.  
 Ive, ive, ive. Five, five, five.  
 Ose, ose, ose. Nose, nose, nose.  
 Une, une, une. June, June, June.

Now, make your own chants with **a\_e**, **i\_e**, **o\_e** and **u\_e**.

C Listen and write. 



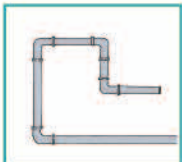
s n k



c g



n n



p p



r s






m l

**D Let's make a word book.**



*Copy the words.  
Draw pictures if you can.*

U o o o o e  
 flute  
 rule  
 June



e  
 she  
 he  
 we

e o o o o e  
 Chinese  
 Japanese  
 these

a o o o o e  
 cake  
 lake  
 name

i o o o o o e  
 bike  
 nine  
 rice


o o o o o o e  
 home  
 nose  
 Coke

U o o o o o e  
 flute  
 rule  
 June




*Put them together like this.  
Now you have a word book.*

# Story Time



*There is a big van in front of the house. Today is moving day.*



**Open the door, Linda.**





## 附录一 歌谣和歌曲

### Unit 1

#### Lesson 1, A

*I like Chinese class.  
I like English, too.  
I don't like maths and  
science.  
What about you?*

*I like computer class.  
I like PE, too.  
I really like art and  
music.  
What about you?*

#### Fun Time, C

*I'm a music man.  
I come from far away,  
And I can play.  
What can you play?  
I play the piano.  
Pia, pia, piano, piano,  
piano.  
Pia, pia, piano, pia, piano.*

*I'm a music man.  
I come from far away,  
And I can play.  
What can you play?  
I play the big drum.  
Boombi, boombi, boombi,  
boom.  
Boombi, boom, boombi,  
boom.  
Boombi, boombi, boombi,  
boom.  
Boombi, boombi, boom.*

### Unit 2

#### Lesson 1, A

*This is the first floor,  
The first floor of my  
school.  
The library is here,  
And the toilets, too.*

*This is the second floor,  
The second floor of my  
school.*

*The art room is here,  
And the classrooms, too.*

*This is the third floor,  
The third floor of my  
school.*

*The music room is here,  
And the teachers' room,  
too.*

### **Fun Time, C**

*Your new classroom is on  
the first floor, on the  
first floor, on the first  
floor.*

*Your new classroom is on  
the first floor.*

*Come and follow me.*

*The music room is on the  
second floor, on the  
second floor, on the  
second floor.*

*The music room is on the  
second floor.*

*Come and follow me.*

## **Unit 3**

### **Lesson 1, A**

*I can dance.*

*I can draw pictures, too,  
And I can play chess.*

*I want to play with you.*

*I can sing songs.*

*I can read books, too,  
And I can play sports.*

*I want to play with you.*

*Come on! Let's play!*

*I want to play with you.*

### **Fun Time, C**

*What are you going to do  
after school?*

*What are you going to do  
after school?*

*We are going to sing  
songs.*

*We are going to read  
books.*

*Yes, we're going to have  
some fun after school.*

*What are you going to do  
after school?*

*What are you going to do  
after school?*

*We are going to play  
sports.*

*We are going to play  
chess.*

*Yes, we're going to have  
some fun after school.*

#### **Unit 4** .....

##### **Lesson 1, A**

*Who is she?*

*Who is he?*

*She's my mother,*

*He's my father,*

*And they love me.*

*Who is she?*

*Who is he?*

*She's my aunt,*

*He's my uncle,*

*And they love me.*

*Who are we?*

*Who are we?*

*We are together.*

*We are together.*

*We're a family.*

##### **Fun Time, C**

*How many people are  
there in your family?*

*There's my mum, dad and  
sister.*

*She's small and pretty.*

*There's also my auntie and  
my uncle, too.*

*He's big, tall and  
handsome.*

*Yes, it's really true.*

*And last, there's my  
grandma and, yes, my  
grandpa.*

*My grandma has short  
hair,*

*And my grandpa's hair's  
mad!*

#### **Unit 5** .....

##### **Lesson 1, A**

*What are, what are, what  
are you doing?*



*I'm watching, watching,  
watching TV.*

*What is, what is, what is  
she doing?*

*She's feeding, feeding,  
feeding the fish.*

*What is, what is, what is  
she doing?*

*She's cooking, cooking,  
cooking dinner.*

*What is, what is, what is  
she doing?*

*She's listening, listening,  
listening to music.*

*What is, what is, what is  
he doing?*

*He's cleaning, cleaning,  
cleaning the room.*

*What are, what are, what  
are they doing?*

*They're walking, walking,  
walking the dog.*

*What are, what are, what  
are we doing?*

*We're watering, watering,  
watering the plants.*

### **Fun Time, C**

*What's your mother  
doing?*

*What's your father doing?*

*What's your brother doing*

*Early in the morning?*

*My mother's cleaning.*

*My father's watching TV.*

*My brother's feeding the  
fish*

*Early in the morning.*

*What's your uncle doing?*

*What's your aunt doing?*

*What are they both doing*

*Early in the morning?*

*My uncle's in the kitchen.*

*My aunt's in the kitchen.*

*They are cooking  
breakfast*

*Early in the morning.*

## Unit 6

### Lesson 1, A

*Where is my grandmother?*

*Where is she?*

*She is in the bedroom.*

*She's watering the plants.*

*Where is my grandfather?*

*Where is he?*

*He is in the living room.*

*He's watching TV.*

*Where is my mother?*

*Where is she?*

*She is in the kitchen.*

*She's cooking for me.*

*Where is my father?*

*Where is he?*

*He is in the study.*

*He's reading a book.*

*Where is my sister?*

*Where is she?*

*She is in the dining room.*

*She's drinking juice.*

*Where is my brother?*

*Where is he?*

*He is in the bathroom.*

*He's washing his hands.*

### Fun Time, C

*Where is my mother now,  
mother now?*

*Where is my mother now,  
mother now?*

*She's in the study.*

*She's reading books.*

*She's in the study reading  
books, reading books.*

*Where is my father now,  
father now?*

*Where is my father now,  
father now?*

*He's in the kitchen.*


*He's cooking lunch.*

*He's in the kitchen cooking  
lunch, cooking lunch.*

## 附录二 自我评价表

### Unit 1


1. 我能够用英语说出以下课程的名称，能认读相应单词，会默写其中部分单词。



2. 我能够用 **We have ... and ... on ...** 介绍每天上什么课。

### Unit 2

1. 我能够用英语说出学校的以下设施及其位置，能认读相应单词，会默写其中部分单词。



2. 我能够用 **In my school, we have ..., ... and ... It's/They're on the ... floor.** 介绍自己的学校。

|  |
|--|
|  |
|  |
|  |

### Unit 3

1. 我能够用英语说出以下课余活动的名称，能认读相应单词，会默写其中部分单词。



2. 我能够用 **He/She is going to ...** 表达别人放学后打算干什么。我能够用 **I am going to ...** 表达自己放学后打算干什么。

### Unit 4

1. 我能够用英语说出家庭成员的名称，能认读相应单词，会默写其中部分单词。
2. 我能够用 **She/He is handsome/beautiful. She/He has ...** 描述家庭成员。

**Stick your family photo here!**



## Unit 5


1. 我能够用英语说出以下活动的名称，能认读相应单词，会默写其中部分单词。



2. 我能够用 **He/She is ...** 描述他人正在做的事情。我能够用 **I am ...** 描述自己正在做的事情。


## Unit 6

1. 我能够用英语说出以下房间名称，能认读相应单词，会默写其中部分单词。



2. 我能够用以下句子描述自己的家。

**Stick a photo of your home here!**



**He/She is (doing) ...**

**My ... is in the ...**

**There is/are ...**

**This is my home.**

## 附录三 单元词汇表

(注:红色词为每单元的重点词汇;绿色词为每单元复现的1-4册中出现过的、与本单元话题相关的词汇)

### Unit 1

#### Chinese

语文; 汉语(的)(4)

**English** 英语(的)(4)

**science** 科学(4)

**PE** 体育(4)

**music** 音乐(4)

**maths** 数学(4)

**art** 美术(4)

**computer class**

计算机课(4)

**we** 我们(5)

**that** 那, 那个(6)

### Unit 2

**classroom** 教室(14)

**library** 图书馆(14)

**toilet** 厕所, 洗手间(14)

**playground**

操场, 运动场(14)

**first** 第一的(14)

**second** 第二的(14)

**third** 第三的(14)

**floor** (楼)层(14)

**room** 房间(14)

**our** 我们的(15)

**they** 他们(16)

**chair** 椅子

**desk** 书桌; 写字台

**blackboard** 黑板

### Unit 3

**after school** 放学后(22)

**play sports** 做运动(24)

**draw pictures** 画画(24)

**play chess** 下棋(24)

**dance** 跳舞(24)

**sing songs** 唱歌(24)

**read books** 读书(24)

**really** 确实(25)

**tomorrow** 明天(26)

**wake up** 叫醒(26)

**be back** 回来(26)

**play football** 踢足球

**fly a kite** 放风筝

**ride a bike** 骑自行车

**swim** 游泳

**make a model plane**

做飞机模型

**make a snowman** 堆雪人

## Unit 4

**family** 家庭 (38)

**uncle** 姑父; 伯父;

舅父; 叔叔 (40)

**aunt** 姑母; 伯母;

舅妈; 阿姨 (40)

**cousin** 堂(或表)兄弟;

堂(或表)姐妹 (40)

**handsome** 英俊的 (40)

**beautiful** 美丽的 (40)

**lost** 遗失 (42)

**water bottle** 水瓶 (42)

**know** 知道 (42)

**OK** 好的; 行 (42)

**much** 很多地; 非常 (42)

**welcome** 受欢迎的 (42)

**grandfather** (外)祖父

**grandmother** (外)祖母

**father** 父亲; 爸爸

**mother** 母亲; 妈妈

**brother** 兄; 弟

**sister** 姐; 妹

## Unit 5

**cooking dinner**

正在做饭 (50)

**walking the dog**

正在遛狗 (50)

**watering the plants**

正在给植物浇水 (50)

**cleaning the room**

正在打扫房间 (50)

**listening to music**

正在听音乐 (50)

**watching TV**

正在看电视 (50)

**feeding the fish**

正在喂鱼 (50)

**play with** 与……玩耍 (51)

**in one hour**

一小时之后 (51)

**everyone** 每人, 人人 (52)

**children** 孩子们 (52)

**run** 跑 (52)

## Unit 6

**home** 家; 家庭 (58)

**bedroom** 卧室 (60)

**living room** 客厅 (60)

**bathroom** 浴室 (60)

**dining room** 餐厅 (60)

**study**  
**kitchen**  
**for rent**  
**sofa**

书房 (60)  
厨房 (60)  
供出租 (62)  
沙发 (62)

**light**  
**bed**  
**door**  
**box**

灯; 发光体  
床; 床架; 床垫  
门; 出入口  
箱子; 盒子

人教版®



## 附录四 总词汇表

(注: 红色词为本册的重点词汇; 绿色词为本册复现的1-4册中出现过的、与本册话题相关的词汇)

### A

|                     |                        |
|---------------------|------------------------|
| <b>after school</b> | 放学后 (22)               |
| <b>art</b>          | 美术 (4)                 |
| <b>aunt</b>         | 姑母; 伯母;<br>舅妈; 阿姨 (40) |

### B

|                   |           |
|-------------------|-----------|
| <b>bathroom</b>   | 浴室 (60)   |
| <b>beautiful</b>  | 美丽的 (40)  |
| <b>be back</b>    | 回来 (26)   |
| <b>bed</b>        | 床; 床架; 床垫 |
| <b>bedroom</b>    | 卧室 (60)   |
| <b>blackboard</b> | 黑板        |
| <b>box</b>        | 箱子; 盒子    |
| <b>brother</b>    | 兄; 弟      |

### C

|                          |                |
|--------------------------|----------------|
| <b>chair</b>             | 椅子             |
| <b>children</b>          | 孩子们 (52)       |
| <b>Chinese</b>           | 语文; 汉语 (的) (4) |
| <b>classroom</b>         | 教室 (14)        |
| <b>cleaning the room</b> | 正在打扫房间 (50)    |

### computer class

计算机课 (4)

### cooking dinner

正在做饭 (50)

### cousin

堂 (或表) 兄弟;  
堂 (或表) 姐妹 (40)

### D

### dance

跳舞 (24)

### desk

书桌; 写字台

### dining room

餐厅 (60)

### door

门; 出入口

### draw pictures

画画 (24)

### E

### English

英语 (的) (4)

### everyone

每人, 人人 (52)

### F

### family

家庭 (38)

### father

父亲; 爸爸

### feeding the fish

正在喂鱼 (50)

### first

第一的 (14)

**floor** (楼)层 (14)  
**fly a kite** 放风筝  
**for rent** 供出租 (62)

**G**  
**grandfather** (外)祖父  
**grandmother** (外)祖母

**H**  
**handsome** 英俊的 (40)  
**home** 家; 家庭 (58)

**I**  
**in one hour**  
一小时之后 (51)

**K**  
**kitchen** 厨房 (60)  
**know** 知道 (42)

**L**  
**library** 图书馆 (14)  
**light** 灯; 发光体  
**listening to music**  
正在听音乐 (50)  
**living room** 客厅 (60)  
**lost** 遗失 (42)

**M**  
**make a model plane**  
做飞机模型  
**make a snowman** 堆雪人  
**maths** 数学 (4)  
**mother** 母亲; 妈妈  
**much** 很多地; 非常 (42)  
**music** 音乐 (4)

**O**  
**OK** 好的; 行 (42)  
**our** 我们的 (15)

**P**  
**PE** 体育 (4)  
**play chess** 下棋 (24)  
**play football** 踢足球  
**playground**  
操场, 运动场 (14)  
**play sports** 做运动 (24)  
**play with** 与……玩耍 (51)

**R**  
**read books** 读书 (24)  
**really** 确实 (25)  
**ride a bike** 骑自行车  
**room** 房间 (14)

**run** 跑 (52)

**S**

**science** 科学 (4)

**second** 第二的 (14)

**sing songs** 唱歌 (24)

**sister** 姐; 妹

**sofa** 沙发 (62)

**study** 书房 (60)

**swim** 游泳

**T**

**that** 那, 那个 (6)

**they** 他们 (16)

**third** 第三的 (14)

**toilet** 厕所, 洗手间 (14)

**tomorrow** 明天 (26)

**U**

**uncle** 姑父; 伯父;

舅父; 叔叔 (40)

**W**

**wake up** 叫醒 (26)

**walking the dog**

正在遛狗 (50)

**watching TV**

正在看电视 (50)

**water bottle** 水瓶 (42)

**watering the plants**

正在给植物浇水 (50)

**we** 我们 (5)

**welcome** 受欢迎的 (42)

人教版®

# 后 记

本册教科书是人民教育出版社课程教材研究所英语课程教材研究开发中心依据教育部《义务教育英语课程标准》（2011年版）与加拿大灵通教育有限公司合作编写的，经国家基础教育课程教材专家工作委员会2013年审查通过。北京市海淀区教师进修学校对本册教科书的修订提供了全方位的支持。

本册教科书集中反映了基础教育教科书研究与实验的成果，凝聚了参与课改实验的教育专家、学科专家、教研人员以及一线教师的集体智慧。我们感谢所有对本册教科书的编写、出版提供过帮助与支持的同仁和社会各界朋友，以及整体设计艺术指导吕敬人等。我们还要特别感谢原教科书主要编写人员龚亚夫、马淑英、刘莹（北京石油学院附属小学）、张鲁静、施文雪、孔繁华、王淑香，以及 Sandra Purchase。马淑英、张海翔、刘莹（北京石油学院附属小学）和刘莹（北京师范大学实验小学）在本册教科书修订过程中也参与了讨论，在此一并表示感谢。

本册教科书出版之前，我们通过多种渠道与教科书选用作品（包括照片、画作）的作者进行了联系，得到了他们的大力支持。对此，我们表示衷心的感谢！但仍有部分作者未能取得联系，恳请入选作品的作者与我们联系，以便支付稿酬。

我们真诚地希望广大教师、学生及家长在使用本册教科书的过程中提出宝贵意见，并将这些意见和建议及时反馈给我们。让我们携起手来，共同完成义务教育教材建设工作！

联系方式

电 话：010-58758255

电子邮箱：jcfk@pep.com.cn

人民教育出版社 课程教材研究所  
英语课程教材研究开发中心  
2013年5月