

义务教育教科书

# 英语

(PEP)

(三年级起点)

## 五年级

### 上册

(中 国)人民教育出版社 课程教材研究所  
英语课程教材研究开发中心 编著  
(加拿大)灵 通 教 育 有 限 公 司

人教版®

人民教育出版社

·北京·

Copyright © 2013 by People's Education Press Ltd. and Lingo Learning Inc.

No part of this publication may be reproduced or transmitted in any form or by any means, without permission in writing from the publisher.

版权所有，未经出版社书面同意，任何人不得以任何形式或方式复制或转换本作品的任何部分。

主 编：吴欣 Larry Swartz Beth Levy

副主编：曹洁

主要编写人员：刘荔芳 周斌 马剑辉 周佳 Fraser Bewick

责任编辑：刘荔芳 周斌

美术编辑：郑文娟

封面设计：吕旻 郑文娟

版式设计：刘欣 焦洁

插 图：焦洁（含封面）葛南 陈露茜 刘欣

义务教育教科书 英语（三年级起点） 五年级 上册

（中 国）人民教育出版社 课程教材研究所

英语课程教材研究开发中心 编著

（加拿大）灵 通 教 育 有 限 公 司

出 版 人 民 教 育 出 版 社

（北京市海淀区中关村南大街17号院1号楼 邮编：100081）

网 址 <http://www.pep.com.cn>

重 印 ×××出版社

发 行 ×××新华书店

印 刷 ×××印刷厂

版 次 2014年3月第1版

印 次 年 月 第 次印刷

开 本 787毫米×1092毫米 1/16

印 张 5.25

字 数 105千字

印 数 册

书 号 ISBN 978-7-107-27991-1

定 价 元

审 图 号：GS（2012）422号

版权所有·未经许可不得采用任何方式擅自复制或本产品任何部分·违者必究

如发现内容质量问题，请登录中小学教材意见反馈平台：[jcyjfk.pep.com.cn](http://jcyjfk.pep.com.cn)

如发现印、装质量问题，影响阅读，请与×××联系调换。电话：×××-××××××××



## 致同学

亲爱的同学们：

你们好！祝贺你们升入了小学高年级。学习了两年的英语，你们一定收获不小吧？

在这本书里，你们将认识两个新朋友：Oliver和Robin。Oliver是个腼腆的男孩子，来自澳大利亚。Robin是一个智能机器人，它和书中的同学们一起经历了很多有趣的事情。当然，你们还会和吴一凡、陈杰、张鹏、Sarah、Amy、Mike和John等老朋友一起继续学习更多的英语知识，了解更多的中外文化。大熊Zoom和小松鼠Zip也会陪伴你们一道继续快乐地学习。

学习英语需要多听、多读、多说、多写。在五年级的教材中我们为同学们增加了听的活动（Let's try）和读写活动（Read and write）。开始如果你们有听不懂、读不懂、写不对的地方，这很正常，不要着急。要坚持多听、多读、多说、多写、多模仿，学习一些听说读写的方法，你们一定会进步。

在英语学习中有很多有趣的规律性的知识，也许你们已经发现了一些，这册教材也专门为你们设计了这样的活动（Let's wrap it up），引导你们仔细观察、发现并总结规律。及时归纳总结这些规律，对你们今后的英语学习一定会大有帮助。

亲爱的同学们，愿你们和书里的主人公一起享受小学生活的美好时光。

编者

2013年5月



# CONTENTS



- 2** Unit 1 What's he like?
- 12** Unit 2 My week
- 22** Unit 3 What would you like?
- 32** Recycle 1
- 36** Unit 4 What can you do?
- 46** Unit 5 There is a big bed
- 56** Unit 6 In a nature park
- 66** Recycle 2
- 70** Appendix 1: Songs in each unit
- 72** Appendix 2: Words in each unit
- 75** Appendix 3: Vocabulary
- 78** Appendix 4: Useful expressions
- 79** Appendix 5: Proverbs







Sarah



Oliver



Zhang Peng



Chen Jie



Robin



Mike



John



Amy



Wu Yifan

Zip



Zoom



# Unit One

This is Amy. She's quiet.  
She's very hard-working.

That is Wu Yifan.  
He's very clever.  
He's polite, too.

Hello. My  
name is Oliver.

Hi.

Hello.

# What's he like?

Ms Wang will be our new Chinese teacher.

She's very kind.

Yes, sometimes.

What's she like?

Is she strict?

We have a new PE teacher. He's a good football player.

Cool!








## Let's try

Wu Yifan and Oliver see Mr Li. Look at the pictures below. Listen and tick.



## Let's talk



Wu Yifan: Do you know Mr Young?

Oliver: No, I don't. Who is he?

Wu Yifan: He's our music teacher.

Oliver: Is he young?

Wu Yifan: No, he isn't. He's old.

Oliver: Is he funny?

Wu Yifan: Yes, he is.

Oliver: Great! I like funny teachers.

Talk about your teachers.

Miss White  
English teacher



tall  
funny

friendly  
young

quiet  
old

Who's your  
English teacher?

Miss White.

Is she kind?

Yes, she is.





# Let's learn

Mr Young  
music teacher



**old**

Mr Jones  
art teacher



**young**

Miss Green  
science teacher



**funny**

Miss White  
English teacher



**kind**

Mr Li  
maths teacher



**strict**



Who's your art teacher?

Mr Jones.

Is he young?

Yes, he is.



## Ask and answer <sup>®</sup>

Mrs Smith



Who's Mrs Smith?

She's the head  
teacher. She's tall.  
She's strict.






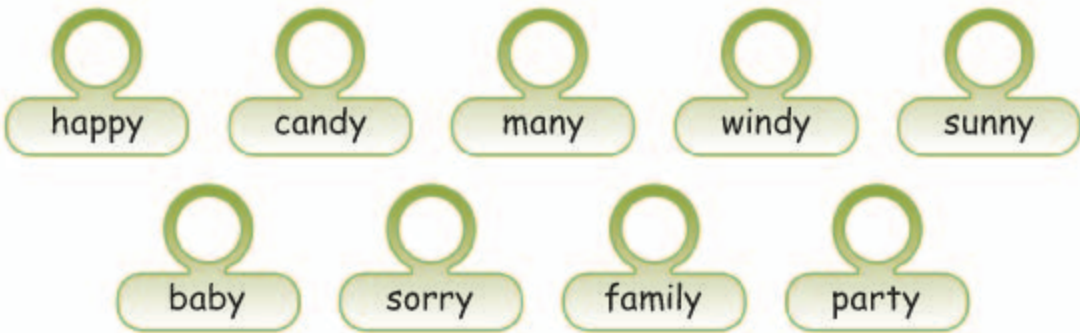
# Let's spell



Read, listen and chant.



Listen, number and say.



Listen, write and say.



The \_\_\_\_\_ is \_\_\_\_\_.



I like \_\_\_\_\_.



I am \_\_\_\_\_.

Choose one sentence from above and write.

\_\_\_\_\_

# B

## Let's try

Ms Wang is a new teacher here. Listen and tick.



What is Ms Wang like?

quiet     friendly     funny

## Let's talk



Chen Jie: Hey, Ms Wang will be our new Chinese teacher.

John: Really? What's she like?

Chen Jie: She's kind.

John: Is she strict?

Chen Jie: Yes, sometimes.

John: Do you know her?

Chen Jie: Yes. She's my mother!

John: Haha. Cool!

What are your teachers/friends like? Talk with your partner.



What's Chen Jie like?

She's quiet.







# Let's learn



## Match and say



What's he like?

He's polite.



He is polite.

She is shy.

They are helpful.

They are hard-working.







# Read and write

## Meet Robin!

Sept. 1st, Tuesday

I have a robot! His name is Robin. My grandpa made him.



Robin is short but strong. He is really clever. He can speak Chinese and English.



He is hard-working. He is very helpful at home.



He is strict, too. He makes me finish my homework!

What is Robin like? Read and tick or cross.

tall	X	strong	helpful
short	✓	old	strict
thin		hard-working	clever

Design a robot of your own. Draw and write about him/her.

1. \_\_\_\_\_ is \_\_\_\_\_.

2. \_\_\_\_\_ is \_\_\_\_\_.

3. \_\_\_\_\_ is \_\_\_\_\_.





## Let's check

Listen and circle.

Miss Chen is a maths/science teacher.

Mr Grey is a music/Chinese teacher.

Listen again and answer.

What is Miss Chen like?  
\_\_\_\_\_

What is Mr Grey like?  
\_\_\_\_\_



## Let's wrap it up

Think and match.

you we they

I

it he she

am

is

are

Choose and write.




I am helpful!



He \_\_\_\_\_ funny.



She \_\_\_\_\_ kind.



It \_\_\_\_\_ small.



They \_\_\_\_\_ old.



We \_\_\_\_\_ strong!



# Story time



1



Zip: Our new PE teacher will come today!  
 Zoom: Really? What's he like?

2



Zip: I only know he's a good football player.  
 Zoom: He must be tall and strong!

3



Zip: Shoot!  
 Zoom: Oh, no! I missed!

4



Rabbit: Can I join you?  
 Zoom: You're very thin and so short. Can you play football?  
 Rabbit: Sure. Let me show you.

5



*Rabbit scores ten goals.*  
 Rabbit: Ten to three!  
 We win!

6



Zoom: You're great!  
 Dog: Our new PE teacher is a great football player, too.  
 Rabbit: I am your new PE teacher!



# Unit Two



What do you have on Fridays?

I have a PE class.

Do you often play sports?

No, I don't. I don't like sports.





# My week




Do you often read books on the weekend?

No, but I often sleep!



# A Let's try

Listen and fill in the blank.



## Let's talk

- John: Grandpa! Look at my picture.
- Grandfather: Great! What do you have on Thursdays?
- John: I have maths, English and music.
- Grandfather: Oh, I love music! Who's your music teacher?
- John: Mr Young.
- Grandfather: Is he strict?
- John: No. He's funny. What do you do on Thursdays, Grandpa?
- Grandfather: Oh, I have a cooking class with your grandma!
- John: Haha!



What do we have on Wednesdays and Thursdays?

What do we have on Wednesdays?

We have ...





## Let's learn

Monday	Tuesday	Wednesday	Thursday	Friday	Saturday	Sunday
Chinese	maths	Chinese	maths	PE	<b>WEEKEND</b>	
English	science	maths	Chinese	music		
maths	Chinese	art	English	science		
music	art	English	computer class	English		

What do you have on Mondays?



I have Chinese, English, maths and music.



## Let's play

Work out a schedule with your partner.

I have PE, music, science and English.

Is it Monday?

No.

Is it Friday?

Yes!





# Let's spell

Read, listen and chant.



feet



beef



meet

tea



read



eat



Listen, repeat and circle.

1 meet feet (read)

2 see tea eat

3 feed repeat beef

Listen, write and say.



I like to \_\_\_\_\_ by  
the sea.



Have some \_\_\_\_\_  
and \_\_\_\_\_.



\_\_\_\_\_ the baby.

Choose one sentence from above and write.

\_\_\_\_\_



# B



## Let's try



It is Saturday morning. Zhang Peng calls Oliver. Listen and tick.



## Let's talk



(It's Saturday afternoon.)

Zhang Peng: Hi, Sarah. What's that?

Sarah: It's a storybook.

Zhang Peng: Do you often read books in this park?

Sarah: No, I don't. Do you often play football here?

Zhang Peng: Yes, I do. I like this park very much.

Sarah: Me too.



Ask and answer.

Do you often play ping-pong on the weekend?

Yes, I do.

Do you often listen to music?

No, I don't.



## Let's learn



Do you often wash your clothes on the weekend?



Yes, I do.

## Group work

What do you often do on the weekend?



I often do homework, watch TV and draw pictures on the weekend.



I often wash my clothes, clean my room and play the *pipa* on the weekend.



I often read books on the weekend.

What about you?

I often ...





# Read and write



## Robin's advice



Robin: You look tired. What do you have on Fridays?

Wu Yifan: I have PE.

Robin: Do you often play sports?

Wu Yifan: No, I don't. I don't like sports.



Robin: What do you often do on the weekend?

Wu Yifan: I often watch TV. Sometimes I read books.



You should play sports every day. Here is a new schedule for you.

**Student: Wu Yifan**

**Teacher: Robin**

Mon.	Tues.	Wed.	Thur.	Fri.	Sat.	Sun.

Tick or cross.

1. Wu Yifan often watches TV on the weekend.
2. Wu Yifan often reads books on the weekend.
3. Wu Yifan likes sports.

Look at the schedule above and complete the dialogue below.

Sarah: What do you have on Mondays?

Wu Yifan: I have a football class.

Sarah: What do you have on Tuesdays?

Wu Yifan: \_\_\_\_\_.

Sarah: \_\_\_\_\_?

Wu Yifan: I have a basketball class.







## Let's check



Listen and number.

	English		art		maths		
Mon.	✓	Mon.	✓	Mon.		Sat.	
Tues.		Tues.		Tues.		Sun.	
Wed.	✓	Wed.		Wed.	✓		
Thur.		Thur.	✓				
Fri.	✓						

Read and circle.

1. Do you read books on the weekend?

Yes.

No.

2. Do you watch TV on the weekend?

Yes.

No.

3. Do you wash your clothes on the weekend?

Yes.

No.



## Let's wrap it up



**Mon**

**day**

Mon + **day** = Monday

**bed**

**room**

bed + **room** = bedroom



Complete the words.

Satur-	Saturday	bath-	
bed-		Sun-	
Wednes-		class-	
Thurs-		Tues-	



## Story time

1

Zoom: It's a new school year.  
I need to do some shopping.

Zip: I'll help.



2

Zip: We have English on  
Mondays and Wednesdays.

Zoom: I need some notebooks  
and pencils.



3

Zip: We have maths on  
Tuesdays.

Zoom: I need a ruler.



4

Zip: On Thursdays, we have  
art.

Zoom: I need a box of crayons.



5

Zip: We have PE on Fridays.  
Zoom: I want a new football,  
please. We can play  
with it on the weekend.



6

Zip: I'm sorry, Zoom. We don't  
have enough money. I'll put  
back the football.

Zoom: Oh, no!



# Unit Three

A woman with short brown hair, wearing a brown turtleneck and a white apron with blue circular patterns, stands in a kitchen. She is talking to a family of four seated at a dining table. The table is set with a green tablecloth, plates, glasses of water, a pitcher of orange juice, a bowl of salad, and a pot of soup. The man on the right is eating a sandwich. The woman on the left is holding a piece of bread. The boy in the foreground is looking towards the woman in the kitchen. The background shows a kitchen counter with a sink, a fruit basket, and a dish rack.

What's your favourite food?

Salad.

The sandwich is delicious.



# What would you like?

Very sweet. Yum!

Don't eat too much!

What would you like to eat?

Salad. It's healthy.

I'd like some noodles.  
It's my birthday today.

Happy birthday!

Thank you.

# A Let's try

Sarah is hungry. What would she like to eat? Listen and fill in the blanks.

She would like some \_\_\_\_\_ and \_\_\_\_\_.



# Let's talk



Father: I'm hungry.

Mother: What would you like to eat?

Father: A sandwich, please.

Mother: OK.



Sarah: What would you like to drink?

Father: I'd like some water. I'm thirsty!

Sarah: Here you are.

Father: Thanks.

Ask and answer.

What would you like to eat?

What would you like to drink?

chicken and bread  
rice and vegetables  
water orange juice

beef noodles tea





## Let's learn

What would you like to eat?

ice cream

hamburger

tea

sandwich

salad

I'd like a sandwich, please.



## Role-play

My order

Food:

Drink:

\_\_\_\_\_ 's order

Food:

Drink:

What would you like to eat?

I'd like a sandwich, a hot dog, a hamburger ...

What would you like to drink?

I'd like some tea.





# Let's spell

Read, listen and chant.



Listen, circle and say.

1 cow (snow) down

2 how flower window

3 now snowy slow

4 wow tomorrow yellow

Listen, write and say.



I see a yellow \_\_\_\_\_.

Slow \_\_\_\_\_!

\_\_\_\_\_ about tomorrow?

Choose one sentence from above and write.

\_\_\_\_\_

# B

## Let's try

Zhang Peng and Sarah are thirsty. Listen and match.



## Let's talk



### Today's Menu

Food:  
beef noodles  
fish sandwich  
tomato soup

Drink:  
milk

Sarah: What's your favourite food?

Zhang Peng: Noodles. I love beef noodles. They're delicious.

What's your favourite food?

Sarah: Fish.

Zhang Peng: Well, let's see. We have beef noodles and fish sandwiches today.

Sarah: Great!

Ask your friends about their favourite food and drink.

Sarah's favourite food is fish. Her favourite drink is milk.

Name			
Favourite food			
Favourite drink			



Let's learn

fresh



healthy



delicious



hot



sweet



What's your favourite food?

Ice cream. It's sweet!

Look, write and say



They are hot.



They are \_\_\_\_\_.



It is very \_\_\_\_\_.



They are \_\_\_\_\_.

I love ice cream. It's sweet. What about you?







## Read and write



Robin will cook today

Dear Robin,  
 My favourite food is ice cream.  
 It is sweet. I don't like beef but  
 chicken is OK. Onions are my  
 favourite vegetable. I like salad  
 very much.  
 Thank you!  
 Yifan

Dear Robin,  
 My favourite food is  
 chicken. It is delicious.  
 I like vegetables but not  
 carrots.  
 Thanks.  
 Grandpa

Here you are!  
 Chicken ice cream!



Oh, no!



What can they both eat? Read and tick.



What would you like to eat? Write to Robin, please.

Dear Robin,

My favourite food is \_\_\_\_\_. It is \_\_\_\_\_.

I don't like \_\_\_\_\_ but I like \_\_\_\_\_.

Thank you!

\_\_\_\_\_



## Let's check

What would Amy like? Listen and tick.



What is Amy's favourite drink? Fill in the blank.

Her favourite drink is \_\_\_\_\_.



## Let's wrap it up



one banana



two banana**s**



one sandwich



two sandwich**es**

Fill in the table.

Add -s		Add -es <sup>®</sup>	
banana	banana <b>s</b>	sandwich	sandwich <b>es</b>
pear		potato	
carrot		tomato	
noodle		dress	
hamburger		box	
onion		class	



## Story time

1

Zoom: I'm hungry.  
Zip: What would you like to eat?  
Zoom: I'd like a salad.  
Zip: No problem. I have tomatoes, carrots, and onions.




2

Zip: The vegetables are so fresh!  
Zoom: They're delicious, too.



3



Zip: Please clean the vegetables.  
Zoom: OK.

4



Zoom: Be careful!  
Zip: I will. Thank you.

5



Zoom: It looks nice!  
Zip: It's healthy, too.

6



Zip: Here's some fresh milk.  
Zoom: Thank you.  
Dinner at the farm is great!



# Recycle 1

## Chen Jie at Willow Primary School

Chen Jie is visiting Willow Primary School in the UK. David is a student in the school. Look at the pictures. Talk about the teachers with your partner.



**We love our teachers!**



David: These are my teachers.

Chen Jie: Who's your Chinese teacher?

David: Look at that picture. That's Ms Zhang, our Chinese teacher.

Chen Jie: What's she like? Is she kind?

David: Yes. She's very kind, but she's strict sometimes.

Chen Jie meets some new friends at Willow Primary School. Listen to the dialogues and fill in the table. 

Days of the week	Monday	Tuesday	Wednesday	Thursday	Friday
Morning	English	maths	science	English	reading
	science	English		computer class	maths
		science	maths	music	music
		computer class	English	maths	reading
Afternoon		music	science	science	
	reading			Chinese	English

Listen to the dialogues again. Circle the right answers.

1. What is David's favourite class? A. English. B. Chinese.
2. What is Jean's favourite class? A. Music. B. Art.
3. What is Dean's favourite class? A. Computer class. B. PE.

Look at the schedule above. Tick or cross.

1. ( ) Students have science, maths and art on Wednesdays.
2. ( ) David and Jean have two reading classes on Fridays.
3. ( ) They don't have maths on Mondays.
4. ( ) Jean and Dean have music classes on Tuesdays, Thursdays and Fridays.





Today is Monday. It is time for lunch. Chen Jie is in the lunch room. Look at the menu. Then read the dialogue and fill in the blanks.

Monday	Tuesday	Wednesday	Thursday	Friday
bananas	salad	carrots	eggs	green beans
potatoes	hamburgers	fish	cake	tomatoes
beef	chicken	oranges	grapes	noodles
sandwiches	pears	rice	bread	ice cream
milk	orange juice	tea	apple juice	water



Cook: Hi. Welcome! What would you like to eat?

Chen Jie: A sandwich, please. It's my \_\_\_\_ food.

Thanks.

Cook: What would you like to \_\_\_\_?

Chen Jie: Tea, please.

Cook: Oh, we don't have tea today. We have tea on \_\_\_\_ and we have \_\_\_\_ today.

Chen Jie: That's fine. I'll have milk.

Role-play with your partner. Draw your food on the plate.





Read Chen Jie's diary. Write the letters in the boxes.

A. School

B. Class

C. Food

D. Friends  
and  
teachers

Monday

A

It is sunny today. I am at Willow Primary School. It is so pretty. There are many yellow flowers.

David is my new friend. He is clever and hard-working. He is funny, too. His favourite class is English. The teacher, Ms Brown, is very helpful.

Teachers and students often eat lunch at school. Some of them have beef and drink tea. Some love green beans and ice cream. The food is delicious!

After lunch, we have a reading class with Mr Reed. What a friendly school!



Find "friends" for the words in the diary.



Rearrange the words. Write down the sentences.

1. you watch TV often on the weekend

Do \_\_\_\_\_?

2. often on Saturdays do homework

They \_\_\_\_\_.

3. read books often on Sundays

We \_\_\_\_\_.



# Unit Four

We'll have an English party next Tuesday.

Great!

What can you do for the party?

I can play the *pipa*.

Wonderful!

I can dance!

I can sing! La la la ...



# What can you do?



Hi, Mr Li.

Hi. Can you play ping-pong?

A little.

Let's play together!

Sorry. I have an English class at 3 o'clock.





## Let's try

What can Mike do?  
Listen and tick.



## Let's talk

Miss White: We'll have an English party next Tuesday! What can you do for the party, children?

Zhang Peng: I can sing English songs.

Miss White: Wonderful! How about you, John?

John: I can do some kung fu!

Miss White: Thank you, John.





What can you do?

What can you do, Wu Yifan?

I can draw pictures.



   
sing  
dance  
draw pictures  
clean the classroom  
do some kung fu



# Let's learn



dance



sing English songs

*Doe, a deer,  
a female deer*



play the *pipa*

do kung fu



draw cartoons



What can you do?

I can draw cartoons.



## Do a survey



What can you do?



I can draw cartoons. I can do some kung fu, too!

	Zhang Peng		
do some kung fu	√		
play the <i>pipa</i>			
sing English songs			
dance			
draw cartoons	√		
other			

Who can dance?

...



# Let's spell

Read, listen and chant.



Listen, circle and say.

- 1 book room    2 foot balloon    3 look cool  
 4 good zoo    5 cook too    6 goodbye afternoon

Look, listen and write.



I make \_\_\_\_\_.

You \_\_\_\_\_.

I have a \_\_\_\_\_.

Choose one sentence from above and write.

\_\_\_\_\_





## Let's try

Can Mike do any kung fu?  
Listen and tick.



## Let's talk

Mr Ma: Good afternoon, children.  
Today we'll learn some kung fu.

Children: Cool!

Mr Ma: Can you do any kung fu, John?

John: Yes, I can.

Mr Ma: Wonderful!



Mr Ma: Can you do any kung fu, Oliver?

Oliver: No, I can't.

Mr Ma: No problem. I can  
help you.



Can you do it?

cook    sing English songs    speak English    do some kung fu  
make a puppet/robot/...    sing the birthday song

Can you  
cook?

Yes, I can.



Can you  
cook?

No, I can't.



# Let's learn



## Write and say

can	can't



I can speak English and Chinese. I can sing English songs. I can dance. I can swim. I can cook. I can play ping-pong.

I can't do any kung fu. I can't play the *pipa*.



## Read and write

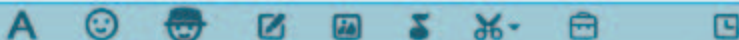


### Who can be my friend?



Do you want a new friend? Try me! I am Robin the Robot! I am friendly and funny. I can speak English and Chinese. I can do some kung fu. I can play ping-pong, but I can't swim. What can you do? Please send me an email at robin@urfriend.cn.

Robin



What can Robin do? Tick or cross.

1. ( ✓ ) He can speak English.
2. ( ) He can play basketball.
3. ( ) He can't play ping-pong.
4. ( ) He can swim.
5. ( ) He can do some kung fu.

Do you want to be Robin's friend? Write three sentences about yourself.

1. I can \_\_\_\_\_.
2. I can't \_\_\_\_\_.
3. \_\_\_\_\_.





## Let's check

Listen and tick or cross.

	play basketball	play ping-pong
John		
Zhang Peng		

Fill in the blank.

Zhang Peng and John can \_\_\_\_\_ together.



## Let's wrap it up

Look and write.

no "the"



ping-pong



basketball

play

with "the"

the *erhu*



the piano



Can you play the \_\_\_\_\_?



Can you play \_\_\_\_\_?



# C



## Story time



1



Snake: I'm hungry. Mmm ...  
Here comes some tasty  
food. Now I can eat.

2



Rat: Dear snake, wait a  
minute. I can do things  
for you.

3



Snake: Oh! What can you do?  
Can you sing?  
Rat: Yes, I can.

4



Snake: Can you dance?  
Rat: Yes, I can. Let me go.  
Then I can dance for you.

5



Snake: Let me see. There is a lake  
near here. Can you swim?  
Rat: No! Don't throw me into  
the lake, please!

6



Rat: Haha! Silly snake!  
Now I can swim away.  
Bye!

# Unit Five

There are so many pictures!

My father can draw very well.

What a nice photo!

That's my grandma's garden. There are many pretty flowers in it.



# There is a big bed

What's in the room?

There is a table beside the bed.

# A Let's try

Sarah and Mike are in Zhang Peng's bedroom. What is in the room? Listen and tick.



# Let's talk



Sarah: Your room is really nice!

Zhang Peng: Thanks.

Mike: There is a big bed.


Zhang Peng: Yes. I like my bed.

Mike: There is a nice photo, too.

Sarah: Wow! You look cool!

Zhang Peng: Thank you. Hey, my computer is here on the desk. Let's play!

Describe the picture.



There is a desk in the picture.


There is a plate on the desk.

There is a banana on the plate.

...



## Let's learn



## Let's play





# Let's spell

Read, listen and chant.



Listen, read and circle.

1 rainbow always rainy

2 Monday today wait

3 day may paint

4 say way rain

Look, listen and write.



\_\_\_\_\_ is a \_\_\_\_\_ day.

\_\_\_\_\_ is \_\_\_\_\_.

Let's \_\_\_\_\_ a \_\_\_\_\_.

Choose one sentence from above and write.

\_\_\_\_\_

# B

## Let's try

What is in the living room? Listen and tick.

Some pictures.       Some flowers.       Some toys.

## Let's talk



Zhang Peng: This is the living room.

Mike: Wow! There are so many pictures here.

Zhang Peng: Yes. My father can draw very well.

Sarah: There are so many plants here, too.

Zhang Peng: They're my grandmother's plants. My grandparents have a garden in front of their house. There are lots of flowers in it.

Sarah: Cool!

Look at the picture above. What else do you see in it?




There are two dogs in the picture.

There are some fish.



# Let's learn




Where is the ball?

It's in front of  
the dog.



# Find and say



There is a tree in front of the house.







## Read and write



An email to Robin

To: robin@urfriend.cn

From: jones@art.cn

Dec. 20th


Dear Robin,

I am Yifan's art teacher. I just moved into an old house. The rooms are dirty. There are pencils and crayons on the floor. There are pictures and photos everywhere. Oh, no! I see a mouse behind my computer!

Please help me. I live near the nature park. Please hurry!

Mr Jones

Which is Mr Jones' room? Read and tick.



What is in your room? Write three sentences.

1. There is \_\_\_\_\_.
2. There are \_\_\_\_\_.
3. \_\_\_\_\_.

## Let's check

What is in the room? Listen and tick or cross.



Listen again and write.

1. There is a \_\_\_\_\_ on the desk.
2. There are two \_\_\_\_\_ above the desk.

## Let's wrap it up

Match and write.

There is                      There are



in front of      above      behind      beside

the table.

Complete the sentences.

1. There is a cat in front of the table.
2. There is \_\_\_\_\_.
3. There are \_\_\_\_\_.

# C



## Story time



There is a can beside the river. He is sad.

Can: Can you help me? I want to go home.


Bird: Sorry. I'm busy.



A naughty bear kicks the can.

Bear: Haha!

Can: Oh, no!



The can flies over Rabbit and Monkey.

Can: Help!

Monkey: Look at that poor can.

Rabbit: Come on! We're late for school.



The can falls between two fish.

Mr Fish: Here comes a can.

Ms Fish: Let's give it to Zoom. He can help.




Zoom catches the can.

Zoom: Let me help you.

Can: Thank you. Home, sweet home.



# Unit Six



Look! There is a big white bird in the sky!

Wow!

There are many pretty fish in the river.

# In a nature park



Is there a river  
in the park?

Yes, there is.

I'm hungry. Is  
there a restaurant  
beside the lake?

No, there isn't.  
Look! I have some  
food. Let's share.



## Let's try

What is in the park? Listen and tick the word you hear.

forest  lake  river



## Let's talk

Miss White: Children, let's go to the forest!

Children: Yeah!

Zhang Peng: Is there a river in the forest, Miss White?

Miss White: No, there isn't.

Zhang Peng: Is there a lake, Miss White?

Miss White: Yes, there is and there are some small boats.

Zhang Peng: Cool! Let's go boating.



Talk about the park with your partner.

Is there a lake in the park?

Yes, there is.

Is there a forest?

...







Let's learn 



## Draw and ask

Draw a nature park. Then talk about it with your partner.

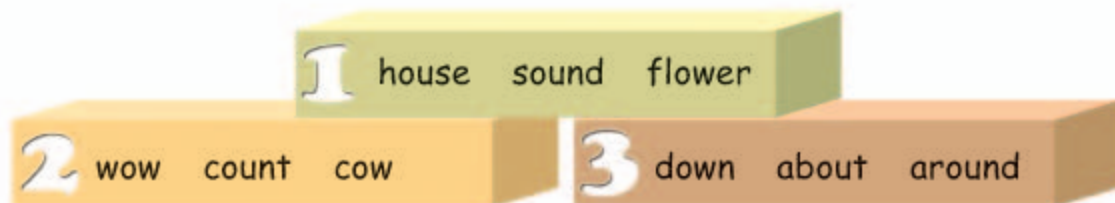


# Let's spell

Read, listen and chant.



Look, listen and circle.



Look, listen and write.



I see a big \_\_\_\_\_.



Let's \_\_\_\_\_ to ten.



There is a \_\_\_\_\_  
in the \_\_\_\_\_.

Choose one sentence from above and write.

\_\_\_\_\_

# B

## Let's try

Where are the tables? Listen and fill in the blank.

The tables are beside the \_\_\_\_\_.



## Let's talk

Zhang Peng: The nature park is so quiet!  
 Miss White: Yes, Zhang Peng. There aren't many people.  
 Zhang Peng: Are there any tall buildings in the nature park?  
 Miss White: No, there aren't.  
 Zhang Peng: Are there any animals?  
 Miss White: Yes, there are. There are ducks and rabbits.



Tick a picture and find your "friend".



Chen Jie: Are there any lakes in the park?

Oliver: No, there aren't.

Chen Jie: Sorry. You're not my "friend".

Chen Jie: Are there any lakes in the park?

Mike: Yes, there are.

Chen Jie: How many?

Mike: Two.

Chen Jie: You're my "friend"!







# Let's learn



## Write and say

Write four sentences about the picture above.

1. There is \_\_\_\_\_.
2. There are \_\_\_\_\_.
3. \_\_\_\_\_.
4. \_\_\_\_\_.

There is a village  
in the nature park.





## Read and write

### Robin draws

Robin is at Mr Jones' house. There is a nature park near the house. In the park there is a high mountain. In front of the mountain there is a small village. There is a lake near the village. There are many ducks on the lake.



Robin would like to draw a picture of the park. Can you help?



Write three questions about the nature park. Give the answers.

1. Is there \_\_\_\_\_? \_\_\_\_\_
2. Are there \_\_\_\_\_? \_\_\_\_\_
3. \_\_\_\_\_? \_\_\_\_\_



## Let's check

Listen and tick or cross.



Listen again and answer the questions.

1. Is there a lake in the park? \_\_\_\_\_
2. Are there any birds in the park? \_\_\_\_\_



## Let's wrap it up

Look at the picture below. Complete the questions and give your answers.



1. **Is** there a **river** in the picture? \_\_\_\_\_
2. **Are** there **any buildings** there? \_\_\_\_\_
3. \_\_\_\_\_ there a lake? \_\_\_\_\_
4. \_\_\_\_\_ there any mountains? \_\_\_\_\_
5. \_\_\_\_\_ there a forest? \_\_\_\_\_
6. \_\_\_\_\_ there any trees? \_\_\_\_\_





# Story time


1

Zoom: What a nice day! Let's go to a nature park!  
Zip: Why not? We can take some pictures there.



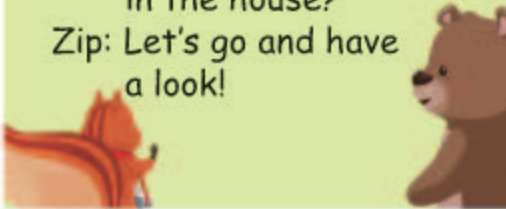
2

Zip: Look at that beautiful bridge.  
Zoom: Yes. The mountains and trees are beautiful, too.



3

Zip: Look! There is a house over there!  
Zoom: Are there any people in the house?  
Zip: Let's go and have a look!




4

Zoom: There is so much corn! I like corn.  
Zip: Look! There is a koala over there.




5

Zoom: Hey! Why don't you take a picture of me?  
Zip: Later, Zoom. Let's take pictures of the koala first.




Monkey: Your card is broken!  
Zoom: Oh, dear me!  
Zip: Oh, no!



# Recycle 2


## Having fun in a park

The children will go to a nature park this weekend. Robin wants to go, too. He calls Miss White. Listen and tick or cross. 



Listen again and answer the questions. 

- 1. Can Robin cook noodles? \_\_\_\_\_
- 2. Can he swim? \_\_\_\_\_
- 3. Can he go to the park? \_\_\_\_\_

What else can Robin do? Write two sentences. 

- 1. \_\_\_\_\_
- 2. \_\_\_\_\_

Role-play.



The children are in the park. They are looking at the map. Some things are missing. Read the dialogue and draw the missing things.

Sarah: Are there any lakes in the forest?

Robin: Yes, there are two.

Amy: Is there a restaurant in the forest?

Robin: No, there isn't, but there is one in front of the hill.

Zhang Peng: Are there any villages in the nature park?

Robin: Let me think. Yes, there is one on the mountain.

Zhang Peng: Is there a robot in the park?

Robin: Yes, there is one between Zhang Peng and Sarah!  
It's me!



Talk about the map with your partner.

What's in the nature park?

Where is it?

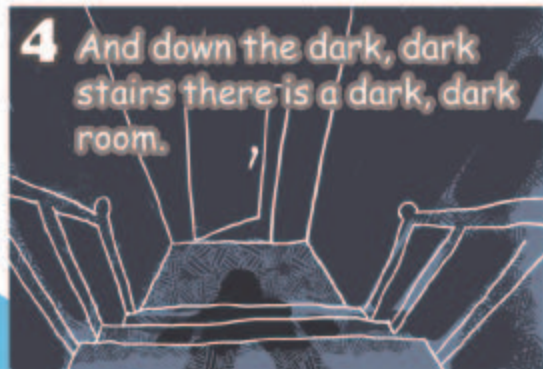

There is a small village.

It's ...





Amy is reading a story under a tree. Read with her. 



Number the words and retell the story.

house

hallway

cupboard

box

wood

1

stairs

room

mouse



In the dark, dark wood there is a dark, dark ...

Find "friends" for the words in the story and write them down.

food afternoon (room)

round mouse (\_\_\_\_)

flower now (\_\_\_\_)

book good (\_\_\_\_)

birthday say (\_\_\_\_)

rain paint (\_\_\_\_)

Write your own story. Read it to your partner.

In a \_\_\_\_\_ there is a \_\_\_\_\_.

In the \_\_\_\_\_ there \_\_\_\_\_.

In the \_\_\_\_\_ there \_\_\_\_\_.

\_\_\_\_\_

bike

clock

photo

plant

*pipa*

bottle

basketball

football

# Songs in each unit

## Unit 1

### Who's your teacher?

Who's your English teacher at school?  
Who's your English teacher at school?  
Is she pretty or tall or short?  
Tell me what you know!

Who's your Chinese teacher at school?  
Who's your Chinese teacher at school?  
Is he funny or young or old?  
Tell me what you know!

## Unit 2

### Days of the week

Monday, Tuesday, Wednesday, Thursday, Friday, Saturday, Sunday,  
Days for school and days for fun. Happy days for everyone!

## Unit 3

### What would you like to eat today?

What would you like to eat today? Eat today? Eat today?  
What would you like to eat today? Something sweet to eat.



## Unit 4

### What can you do?

What can you do? What can you do?

I can sing English songs.

Can you sing songs, too?

I can do kung fu. I can do kung fu.

I can dance and draw cartoons.

Can you draw cartoons, too?

## Unit 5

### A photo of me

Beside the big plant,  
What can you see?  
Above the big clock,  
There's a photo of me.

Beside the big plant,  
What can you see?  
Between the two windows,  
There's a photo of me.

## Unit 6

### In a nature park

Up in the mountain,  
The mountain so high,  
There is a forest,  
Touching the sky.

Deep in the forest,  
The forest so low,  
There is a flower,  
Starting to grow.



## Words in each unit

### 单元词汇表

(注：黑体词要求学生能够听、说、读、写；白体词只作听、说、认读要求。)

#### Unit 1

<b>old</b> /əʊld/ 老的；年纪大的	p.5
<b>young</b> /jʌŋ/ 年轻的；岁数不大的	p.5
<b>funny</b> /ˈfʌni/ 滑稽的；可笑的	p.5
<b>kind</b> /kaɪnd/ 体贴的；慈祥的； 宽容的	p.5
<b>strict</b> /strikt/ 要求严格的；严厉的	p.5
<b>polite</b> /pəˈlaɪt/ 有礼貌的；客气的	p.8
<b>hard-working</b> /ˌhɑːdˈwɜːkɪŋ/ 工作努力的；辛勤的	p.8
<b>helpful</b> /ˈhelpfl/ 有用的； 愿意帮忙的	p.8
<b>clever</b> /ˈklevə(r)/ 聪明的；聪颖的	p.8
<b>shy</b> /ʃaɪ/ 羞怯的；腼腆的；怕生的	p.8
<b>know</b> /nəʊ/ 知道；了解	p.4
<b>our</b> /aʊə/ 我们的	p.4
<b>Ms</b> /mɪz/ (用于女子的姓氏或姓 名前，不指明婚否) 女士	p.7
<b>will</b> /wɪl/ (谈及将来) 将要	p.7
<b>sometimes</b> /ˈsʌmtaɪmz/ 有时； 间或	p.7
<b>robot</b> /ˈrəʊbɒt/ 机器人	p.9
<b>him</b> /hɪm/ (用作宾语或表语) 他	p.9
<b>speak</b> /spiːk/ 会说；会讲(某种 语言)；用(某种语言)说话	p.9
<b>finish</b> /ˈfɪnɪʃ/ 完成；做好	p.9

#### Unit 2

<b>Monday</b> /ˈmʌndeɪ/ 星期一	p.15
<b>Tuesday</b> /ˈtjuːzdeɪ/ 星期二	p.15
<b>Wednesday</b> /ˈwenzdeɪ/ 星期三	p.15
<b>Thursday</b> /ˈθɜːzdeɪ/ 星期四	p.15
<b>Friday</b> /ˈfraɪdeɪ/ 星期五	p.15
<b>Saturday</b> /ˈsætədeɪ/ 星期六	p.15
<b>Sunday</b> /ˈsʌndeɪ/ 星期日	p.15
<b>weekend</b> /ˌwiːkˈend/ 周末	p.15
<b>wash</b> /wɒʃ/ 洗	p.18
<b>wash my clothes</b> 洗我的衣服	p.18
<b>watch</b> /wɒtʃ/ 看	p.18
<b>watch TV</b> 看电视	p.18
<b>do</b> /də; duː/ 做；干	p.18
<b>do homework</b> 做作业	p.18
<b>read</b> /riːd/ 看；读	p.18
<b>read books</b> 看书	p.18
<b>play</b> /pleɪ/ 踢；玩；参加(体育 运动)	p.18
<b>play football</b> 踢足球	p.18
<b>cooking</b> /ˈkʊkɪŋ/ 烹饪；烹调	p.14
<b>often</b> /ˈɒfn/ 时常；常常	p.17
<b>park</b> /pɑːk/ 公园	p.17
<b>tired</b> /ˈtaɪəd/ 疲倦的	p.19
<b>sport</b> /spɔːt/ 体育运动	p.19
<b>play sports</b> 做体育运动	p.19

- should** /ʃəd; ʃʊd/ (常用于纠正别人) 应该, 应当 p.19
- every** /'evri/ 每一个, 每个 p.19
- day** /deɪ/ 一天; 一日 p.19
- schedule** /'ʃedju:l/ 工作计划; 日程安排 p.19
- Unit 3**
- sandwich** /'sænwɪtʃ/ 三明治 p.25
- salad** /'sæləd/ 蔬菜沙拉; 混合沙拉 p.25
- hamburger** /'hæmbɜ:gə/ 汉堡包 p.25
- ice cream** /,aɪs'kri:m/ 冰激凌 p.25
- tea** /ti:/ 茶; 茶水 p.25
- fresh** /frefʃ/ 新鲜的; 刚摘的 p.28
- healthy** /'helθi/ 健康的 p.28
- delicious** /dɪ'lɪʃəs/ 美味的; 可口的 p.28
- hot** /hɒt/ 辣的; 辛辣的 p.28
- sweet** /swi:t/ 含糖的; 甜的 p.28
- drink** /drɪŋk/ 喝; 饮 p.24
- thirsty** /'θɜ:sti/ 渴的; 口渴的 p.24
- favourite** /'feɪvərɪt/ 特别喜爱的 p.27
- food** /fu:d/ 食物 p.27
- Dear** /dɪə/ (用于信函抬头的名字或头衔前) 亲爱的 p.29
- onion** /'ʌnjən/ 洋葱; 葱头 p.29
- play the pipa** 弹琵琶 p.39
- kung fu** /,kʌŋ 'fu:/ 功夫; 武术 p.39
- do kung fu** 练武术 p.39
- dance** /dɑ:ns/ 跳舞 p.39
- draw** /drɔ:/ 画 p.39
- cartoon** /kɑ:'tu:n/ 漫画 p.39
- draw cartoons** 画漫画 p.39
- cook** /kʊk/ 烹调; 烹饪 p.42
- swim** /swɪm/ 游泳 p.42
- play basketball** 打篮球 p.42
- ping-pong** /'pɪŋpɒŋ/ 乒乓球 p.42
- play ping-pong** 打乒乓球 p.42
- speak English** 说英语 p.42
- we'll = we will** p.38
- party** /'pɑ:ti/ 聚会; 派对 p.38
- next** /nekst/ 下一个的; 紧接着的; 接下来的 p.38
- wonderful** /'wʌndəfl/ 极好的; 了不起的 p.38
- learn** /lɜ:n/ 学; 学习; 学会 p.41
- any** /'eni/ 任何的; 任一的 p.41
- problem** /'prɒbləm/ 问题 p.41
- no problem** 没问题 p.41
- want** /wɒnt/ 要; 想要 p.43
- send** /send/ 邮寄; 发送 p.43
- email** /'i:meɪl/ 电子邮件 p.43
- at** /ət; æt/ (后面接邮件地址) p.43
- Unit 4**
- sing** /sɪŋ/ 唱; 唱歌 p.39
- song** /sɒŋ/ 歌曲 p.39
- sing English songs** 唱英文歌曲 p.39
- Unit 5**
- clock** /klɒk/ 时钟; 钟 p.49



## Appendix 2

<b>plant</b> /plɑ:nt/ 植物	p.49	到处	p.53
<b>bottle</b> /'bɒtl/ 瓶子	p.49	<b>mouse</b> /maʊs/ 老鼠	p.53
<b>water bottle</b> 水瓶	p.49	<b>live</b> /lɪv/ 住; 居住	p.53
<b>bike</b> /baɪk/ 自行车; 脚踏车	p.49	<b>nature</b> /'neɪtʃə(r)/ 自然界; 大自然	p.53
<b>photo</b> /'fəʊtəʊ/ 照片; 相片	p.49		
<b>front</b> /frʌnt/ 正面	p.52		
<b>in front of</b> 在……前面	p.52		
<b>between</b> /bi'twi:n/ 在……中间	p.52	<b>Unit 6</b>	
<b>above</b> /ə'baʊ/ 在(或向)……上面	p.52	<b>forest</b> /'fɒrɪst/ 森林; 林区	p.59
<b>beside</b> /bi'saɪd/ 在旁边(附近)	p.52	<b>river</b> /'rɪvə/ 河; 江	p.59
<b>behind</b> /bi'haɪnd/ 在(或向)……		<b>lake</b> /leɪk/ 湖; 湖泊	p.59
后面	p.52	<b>mountain</b> /'maʊntən/ 高山; 山岳	p.59
<b>there</b> /ðeə/ (表示存在或发生)	p.48	<b>hill</b> /hɪl/ 山丘; 小山	p.59
<b>grandparent</b> /'grænpəərənt/ 祖父;		<b>tree</b> /tri:/ 树; 树木; 乔木	p.62
祖母; 外祖父; 外祖母	p.51	<b>bridge</b> /brɪdʒ/ 桥	p.62
<b>their</b> /ðeə/ 他们的; 她们的;		<b>building</b> /'bɪldɪŋ/ 建筑物; 房子;	
它们的	p.51	楼房	p.62
<b>house</b> /haʊs/ 房屋; 房子; 住宅	p.51	<b>village</b> /'vɪlɪdʒ/ 村庄; 村镇	p.62
<b>lot</b> /lɒt/ 大量; 许多	p.51	<b>house</b> /haʊs/ 房屋; 房子; 住宅	p.62
<b>lots of</b> 大量; 许多	p.51	<b>boating</b> /'bəʊtɪŋ/ 划船	p.58
<b>flower</b> /'flaʊə/ 花; 花朵	p.51	<b>go boating</b> 去划船	p.58
<b>move</b> /mu:v/ 搬家	p.53	<b>aren't = are not</b>	p.61
<b>dirty</b> /'dɜ:ti/ 肮脏的	p.53	<b>rabbit</b> /'ræbɪt/ 兔; 野兔	p.61
<b>everywhere</b> /'evriweə(r)/ 处处;		<b>high</b> /haɪ/ 高的	p.63





## Vocabulary

### 词汇表

(注：黑体词要求学生能够听、说、读、写；白体词只作听、说、认读要求。)

#### A

- above** /ə'baʊ/ 在(或向)……上面 p.52  
**any** /'eni/ 任何的; 任一的 p.41  
**aren't = are not** p.61  
**at** /ət; æt/ (后面接邮件地址) p.43

#### B

- behind** /bi'haɪnd/ 在(或向)……后面 p.52  
**beside** /bi'saɪd/ 在旁边(附近) p.52  
**between** /bi'twi:n/ 在……中间 p.52  
**bike** /baɪk/ 自行车; 脚踏车 p.49  
**boating** /'bəʊtɪŋ/ 划船 p.58  
**bottle** /'bɒtl/ 瓶子 p.49  
**bridge** /brɪdʒ/ 桥 p.62  
**building** /'bɪldɪŋ/ 建筑物; 房子; 楼房 p.62

#### C

- cartoon** /kɑ:'tu:n/ 漫画 p.39  
**clever** /'klevə(r)/ 聪明的; 聪颖的 p.8  
**clock** /klɒk/ 时钟; 钟 p.49  
**cook** /kʊk/ 烹调; 烹饪 p.42  
**cooking** /'kʊkɪŋ/ 烹饪; 烹调 p.14

#### D

- dance** /dɑ:ns/ 跳舞 p.39  
**day** /deɪ/ 一天; 一日 p.19

- Dear** /dɪə/ (用于信函抬头的名字或头衔前) 亲爱的 p.29  
**delicious** /dɪ'liʃəs/ 美味的; 可口的 p.28  
**dirty** /'dɜ:ti/ 肮脏的 p.53  
**do** /də; du:/ 做; 干 p.18  
**do homework** 做作业 p.18  
**do kung fu** 练武术 p.39  
**draw** /drɔ:/ 画 p.39  
**draw cartoons** 画漫画 p.39  
**drink** /drɪŋk/ 喝; 饮 p.24

#### E

- email** /'i:meɪl/ 电子邮件 p.43  
**every** /'evri/ 每一个, 每个 p.19  
**everywhere** /'evriweə(r)/ 处处; 到处 p.53

#### F

- favourite** /'feɪvərɪt/ 特别喜爱的 p.27  
**finish** /'fɪnɪʃ/ 完成; 做好 p.9  
**flower** /'flaʊə/ 花; 花朵 p.51  
**food** /fu:d/ 食物 p.27  
**forest** /'fɒrɪst/ 森林; 林区 p.59  
**fresh** /frefʃ/ 新鲜的; 刚摘的 p.28  
**front** /frʌnt/ 正面 p.52  
**Friday** /'fraɪdeɪ/ 星期五 p.15  
**funny** /'fʌni/ 滑稽的; 可笑的 p.5

## Appendix 3

### G

- go boating 去划船 p.58  
grandparent /'grænpəərənt/ 祖父;  
祖母; 外祖父; 外祖母 p.51

### H

- hamburger** /'hæmbɜ:gə/ 汉堡包 p.25  
**hard-working** /,hɑ:d'wɜ:kɪŋ/  
工作努力的; 辛勤的 p.8  
**healthy** /'helθi/ 健康的 p.28  
**helpful** /'helpfl/ 有用的;  
愿意帮忙的 p.8  
**high** /haɪ/ 高的 p.63  
**hill** /hɪl/ 山丘; 小山 p.59  
**him** /hɪm/ (用作宾语或表语) 他 p.9  
**hot** /hɒt/ 辣的; 辛辣的 p.28  
**house** /haus/ 房屋; 房子; 住宅 p.62

### I

- ice cream** /,aɪs'kri:m/ 冰激凌 p.25  
**in front of** 在……前面 p.52

### K

- kind** /kaɪnd/ 体贴的; 慈祥的;  
宽容的 p.5  
**know** /nəʊ/ 知道; 了解 p.4  
**kung fu** /,kʌŋ 'fu:/ 功夫; 武术 p.39

### L

- lake** /leɪk/ 湖; 湖泊 p.59  
**learn** /lɜ:n/ 学; 学习; 学会 p.41  
**live** /lɪv/ 住; 居住 p.53  
**lot** /lɒt/ 大量; 许多 p.51  
**lots of** 大量; 许多 p.51

### M

- Monday** /'mʌndeɪ/ 星期一 p.15  
**mountain** /'maʊntən/ 高山; 山岳 p.59  
**mouse** /maʊs/ 老鼠 p.53  
**move** /mu:v/ 搬家 p.53  
**Ms** /mɪz/ (用于女子的姓氏或姓  
名前, 不指明婚否) 女士 p.7

### N

- nature** /'neɪtʃə(r)/ 自然界; 大自然 p.53  
**next** /nekst/ 下一个的; 紧接着的;  
接下来的 p.38  
**no problem** 没问题 p.41

### O

- often** /'ɒfn/ 时常; 常常 p.17  
**old** /əʊld/ 老的; 年纪大的 p.5  
**onion** /'ʌnjən/ 洋葱; 葱头 p.29  
**our** /'aʊə/ 我们的 p.4

### P

- park** /pɑ:k/ 公园 p.17  
**party** /'pɑ:ti/ 聚会; 派对 p.38  
**photo** /'fəʊtəʊ/ 照片; 相片 p.49  
**ping-pong** /'pɪŋpɒŋ/ 乒乓球 p.42  
**plant** /plɑ:nt/ 植物 p.49  
**play** /pleɪ/ 踢; 玩; 参加(体育  
运动) p.18  
**play basketball** 打篮球 p.42  
**play football** 踢足球 p.18  
**play ping-pong** 打乒乓球 p.42  
**play sports** 做体育运动 p.19  
**play the pipa** 弹琵琶 p.39  
**polite** /pə'laɪt/ 有礼貌的; 客气的 p.8



- problem /'prɒbləm/ 问题 p.41
- R**
- rabbit /'ræbɪt/ 兔; 野兔 p.61
- read /ri:d/ 看; 读 p.18
- read books** 看书 p.18
- river /'rɪvə/ 河; 江 p.59
- robot /'rəʊbɒt/ 机器人 p.9
- S**
- salad /'sæləd/ 蔬菜沙拉; 混合沙拉 p.25
- sandwich /'sænwɪtʃ/ 三明治 p.25
- Saturday /'sætədeɪ/ 星期六 p.15
- schedule /'ʃedju:l/ 工作计划; 日程安排 p.19
- send /send/ 邮寄; 发送 p.43
- should /ʃəd; ʃʊd/ (常用于纠正别人) 应该, 应当 p.19
- shy /ʃaɪ/ 羞怯的; 腼腆的; 怕生的 p.8
- sing /sɪŋ/ 唱; 唱歌 p.39
- sing English songs** 唱英文歌曲 p.39
- sometimes /'sʌmtaɪmz/ 有时; 间或 p.7
- song /sɒŋ/ 歌曲 p.39
- speak /spi:k/ 会说; 会讲(某种语言); 用(某种语言)说话 p.9
- speak English** 说英语 p.42
- sport /spɔ:t/ 体育运动 p.19
- strict /strikt/ 要求严格的; 严厉的 p.5
- Sunday /'sʌndeɪ/ 星期日 p.15
- sweet /swi:t/ 含糖的; 甜的 p.28
- swim /swɪm/ 游泳 p.42
- T**
- tea /ti:/ 茶; 茶水 p.25
- their /ðeə/ 他们的; 她们的; 它们的 p.51
- there /ðeə/ (表示存在或发生) p.48
- thirsty /'θɜ:sti/ 渴的; 口渴的 p.24
- Thursday /'θɜ:zdeɪ/ 星期四 p.15
- tree /tri:/ 树; 树木; 乔木 p.62
- tired /'taɪəd/ 疲倦的 p.19
- Tuesday /'tju:zdeɪ/ 星期二 p.15
- V**
- village /'vɪlɪdʒ/ 村庄; 村镇 p.62
- W**
- want /wɒnt/ 要; 想要 p.43
- wash /wɒʃ/ 洗 p.18
- wash my clothes** 洗我的衣服 p.18
- watch /wɒtʃ/ 看 p.18
- watch TV** 看电视 p.18
- water bottle 水瓶 p.49
- we'll = we will p.38
- Wednesday /'wenzdeɪ/ 星期三 p.15
- weekend /'wi:k'end/ 周末 p.15
- will /wɪl/ (谈及将来) 将要 p.7
- wonderful /'wʌndəfl/ 极好的; 了不起的 p.38
- Y**
- young /jʌŋ/ 年轻的; 岁数不大的 p.5



## Useful expressions

### 常用表达法

#### Unit 1

**Is he young?**

他年轻吗? p.4

**No, he isn't.**

不,他不年轻。 p.4

**What's she like?**

她什么样? p.7

**She's kind.**

她很和蔼。 p.7

#### Unit 2

**What do you have on Thursdays?**

星期四你有什么课? p.14

**I have maths, English and music.**

我有数学、英语和音乐课。 p.14

**Do you often read books in this park?**

你经常在这个公园里看书吗? p.17

**No, I don't.**

不,我不经常在这里看书。 p.17

#### Unit 3

**What would you like to eat?**

你想吃什么? p.24

**A sandwich, please.**

请给我一个三明治。 p.24

**What would you like to drink?**

你想喝什么? p.24

**I'd like some water.**

我想喝点水。 p.24

**What's your favourite food?**

你最喜欢吃什么食物? p.27

**Noodles. They're delicious.**

面条。面条很好吃。 p.27

#### Unit 4

**What can you do for the party, children?**

孩子们,你们能为联欢会做什么? p.38

**I can sing English songs.**

我会唱英文歌。 p.38

**Can you do any kung fu, John?**

约翰,你会武术吗? p.41

**Yes, I can.**

是的,我会武术。 p.41

## Unit 5

There is a big bed.

(这里)有张大床。 p.48

There are so many pictures here.

这里有这么多幅画。 p.51

## Unit 6

Is there a river in the forest,

Miss White?

怀特小姐, 森林里有河吗? p.58

No, there isn't.

不, 森林里没有河。 p.58

Are there any tall buildings in the nature park?

自然公园里有高楼吗? p.61

No, there aren't.

不, 自然公园里没有高楼。 p.61

## Proverbs

## 谚语

## Unit 1

You can't judge a book by its cover.

不能以貌取人。

## Unit 2

For the hard-working, a week has seven days; for the lazy, seven tomorrows.

勤奋的人, 一个星期有七天; 懒惰的人, 一个星期有七个明天。

## Unit 3

An apple a day keeps the doctor away.

每天一个苹果, 医生远离我。

## Unit 4

Practice makes perfect.

熟能生巧。

## Unit 5

East or west, home is best.

东好西好, 不如家好。

## Unit 6

Seeing is believing.

眼见为实。





# 后 记

本册教科书是人民教育出版社课程教材研究所英语课程教材研究开发中心依据教育部《义务教育英语课程标准》（2011年版）与加拿大灵通教育有限公司（Lingo Learning Inc.）合作编写的，经国家基础教育课程教材专家工作委员会2013年审查通过。

本册教科书集中反映了基础教育教科书研究与实验的成果，凝聚了参与课改实验的教育专家、学科专家、教研人员以及一线教师的集体智慧。我们感谢所有对教科书的编写、出版提供过帮助与支持的同仁和社会各界朋友，以及整体设计艺术指导吕敬人等。特别感谢原教材主要编写人员龚亚夫、吴悦心、徐永红、李红燕、朱伟明、李剑春、杜志娴、David Booth, Jack Booth, Sandra Purchase, Suzanne Robare 等。

本册教科书出版之前，我们通过多种渠道与教科书选用作品（包括照片、画作）的作者进行了联系，得到了他们的大力支持。对此，我们表示衷心的感谢！但仍有部分作者未能取得联系，恳请入选作品的作者与我们联系，以便支付稿酬。

我们真诚地希望广大教师、学生及家长在使用本册教科书的过程中提出宝贵意见，并将这些意见和建议及时反馈给我们。让我们携起手来，共同完成义务教育教材建设工作！

联系方式

电 话：010-58758285

电子邮箱：jcfk@pep.com.cn

人民教育出版社 课程教材研究所  
英语课程教材研究开发中心

2013年5月