

义务教育教科书

# 英语

(一年级起点)

## 六年级

### 下册

(中 国)人民教育出版社 课程教材研究所  
英语课程教材研究开发中心 编著  
(加拿大)灵 通 教 育 有 限 公 司

人教版®

人民教育出版社

·北京·

Copyright © 2013 by People's Education Press Ltd. and Lingo Learning Inc.  
No part of this publication may be reproduced or transmitted in any form or by any means,  
without permission in writing from the publisher.

版权所有，未经出版社书面同意，任何人不得以任何形式或方式复制或转换本作品的任何部分。

主 编：吴 欣 Larry Swartz Beth Levy

副 主 编：陶明天 闫赤兵

主要编写人员：刘 莹（北京师范大学实验小学） 王 微 李 静 范 冰  
程 燕 Bill Mayes

责任编辑：杨春玲

美术编辑：李宏庆

封面设计：吕 旻 李宏庆

版式设计：李宏庆 张 静

插 图：李思东工作室

全心合

义务教育教科书 英语（一年级起点） 六年级 下册

（中 国）人民教育出版社 课程教材研究所

英语课程教材研究开发中心 编著

（加拿大）灵 通 教 育 有 限 公 司

---

出版发行 人民教育出版社

（北京市海淀区中关村南大街17号院1号楼 邮编：100081）

网 址 <http://www.pep.com.cn>

经 销 全国新华书店

印 刷 ××× 印刷厂

版 次 2014年10月第1版

印 次 年 月第 次印刷

开 本 787毫米×1092毫米 1/16

印 张 4.5

字 数 90千字

书 号 ISBN 978-7-107-29089-3

定 价 元

价格依据文件号：京发改规〔2016〕13号

---

版权所有·未经许可不得采用任何方式擅自复制或本产品任何部分·违者必究

如发现内容质量问题，请登录中小学教材意见反馈平台：[jcyjfk.pep.com.cn](http://jcyjfk.pep.com.cn)

如发现印、装质量问题，影响阅读，请与本社联系。电话：400-810-5788

## 致同学

亲爱的同学：

你好！欢迎回到“新起点英语”的世界。

在这个学期，你的老朋友 **Bill** 去加拿大游学。他寄宿在笔友 **Ted** 家，和 **Ted** 一起上学。他在加拿大认识了很多新朋友，写了很多日记和信件，记录了他的游学经历。

在第一单元，**Bill** 收拾行李，告别家人、老师和同学，来到了加拿大，认识了 **Ted** 的大家庭。

在第二单元，**Ted** 带领 **Bill** 熟悉了他家周围的环境和学校的环境，并认识了新同学和老师。

在第三单元，**Bill** 向妈妈汇报了在加拿大的学习和生活情况；给 **Ted** 介绍了自己在北京的学习和生活情况。两者差异很大哦！

在第四单元，**Bill** 向妈妈汇报了在加拿大的业余生活情况；给 **Ted** 讲了自己在北京的业余生活情况。两者差异也不小哦！

在第五单元，**Bill** 和 **Ted** 交流了两国自然环境和文化环境的异同。

在第六单元，**Bill** 结束游学生涯，带着 **Ted** 回到了北京。在回国前，他顺道游览了美国。回国后，他和家人陪 **Ted** 游览了北京、西安、四川和西藏等地。

好了，现在就跟随 **Bill** 踏上游学之旅吧。在这个过程中，你将复习近六年来学习过的主要知识，并加以灵活运用。

编者

2013年5月



*Angel*



*Bill*



*Ted*



*Miss Jackson*



*Tony*



*Tina*



*Sherry*



*Jenny*



*Lucky*

# 目 录

**Unit 1 Visiting Canada** ..... 2

**Unit 2 All Around Me** ..... 12

**Unit 3 Daily Life** ..... 22

**Unit 4 Free Time** ..... 32

**Unit 5 Nature and Culture** ..... 42

**Unit 6 Summer Vacation** ..... 52

附录一 单元词汇表 ..... 62

附录二 总词汇表 ..... 64

人教版®

# Unit 1 Visiting Canada

## Lesson 1

### A Listen and number.

*It's January. Bill is getting ready for a trip to Canada.*



### B Let's talk.

*Where is Bill going?*

*He's going to Canada.*

1. Where is Bill going?
2. When is he going there?
3. What's the weather like there?
4. What should Bill take with him?



*Pretend you are going to one of these places. What is the weather like there? What clothes should you take with you?*



**C Let's read.** 



Bill is going to Canada and is going to stay there for five months. He is going to stay at Ted's house. Ted lives with his parents and his sister Tina. Bill is also going to go to Ted's school. He is very excited.

Bill also feels quite sad. He will miss his teachers and friends. He has a going away party at school. He says goodbye to everyone. Bill's friends say they will email him every week.



It is very cold and snowy in Canada in the winter. Bill takes some sweaters, scarves and a warm coat. He's going to be in Canada in the spring and summer too, so he also takes T-shirts and shorts. Bill will miss his father and mother, so he takes a photo of his family.

**Answer the questions. Write down your answers in your notebook.**

1. How long is Bill going to stay in Canada?
2. How does Bill feel?
3. How many people are there in Ted's family? Who are they?
4. What is the weather like in Canada in the winter?
5. What winter clothes is Bill going to take to Canada?

**D Let's write.**

**Pretend you are going to Canada or another country. What are you going to take with you?**



I am going to Toronto this weekend. I need to take some clothes for winter, spring and summer. I also want to take my favourite books, a photo of my family and ... Oh, so many things!

	_____
	_____
	_____
	_____
	_____

## Lesson 2

### A Listen and number.

Ted and his father meet Bill at the airport and take him home.



### B Let's talk.

What does Ted's mother do?

She's a nurse.

What does your mother do?

She's a/an ...

1. What does Ted's mother/father do?
2. What does Bill's mother/father do?
3. What are Tina's hobbies?

1. What does your mother/father do?
2. What's she/he like?
3. What are your mother's/father's hobbies?



**C Let's read.** 

Bill: Ted, this is a nice photo. Is this your uncle's family?

Ted: Yes. That is my uncle Bob and aunt Lisa. My uncle is a famous artist. He is very funny. My aunt is a doctor in a hospital. She is very kind and friendly.

Bill: Who is that girl? She is very pretty.

Ted: That's Jenny, my cousin. She is ten years old. She's good at singing, dancing and drawing.

Bill: Who are the people in this photo?

Ted: They are my grandparents. My grandpa is an artist, too. He draws pictures for children's books. My grandma is a writer. She writes books for children. I love my grandparents very much.



**Answer the questions.**

1. What does Ted's uncle do? What's he like?

\_\_\_\_\_

2. What does Ted's aunt do? What's she like?

\_\_\_\_\_

3. Who is Jenny? What's she like?

\_\_\_\_\_

4. What do Ted's grandparents do?

\_\_\_\_\_

**D Let's write.**

*What about your grandpa/grandma?*



My grandpa is tall and handsome. His hair is brown and white, and his eyes are blue.

He is an artist. He draws pictures for children's books. He likes playing basketball. I love him very much.

\_\_\_\_\_

\_\_\_\_\_

\_\_\_\_\_

\_\_\_\_\_

\_\_\_\_\_

## Lesson 3

### A Listen and fill in the blanks.

Bill meets Jenny at his welcome party.



*I went to Star Primary School when I was in China. There were \_\_\_\_\_ pupils in my class.*



*I go to Willow Primary School. There are only \_\_\_\_\_ pupils in my class.*

Bill was born on \_\_\_\_\_.

Jenny was born on \_\_\_\_\_.

### B Let's talk.

1. Where did Bill go to school in Beijing?
2. How many pupils were there in his class in Beijing?
3. Where does Jenny go to school in Canada?
4. How many pupils are there in her class?

1. When were you born?
2. Where do you go to school?
3. How many pupils are there in your class?

*Where does Jenny go to school in Canada?*

*She goes to Willow Primary School.*



**C Let's read.** 

Dear Mum and Dad,

I arrived in Toronto this morning. Ted and his dad met me at the airport.

When we arrived at Ted's house, his dog Guinness welcomed us. He's a big, cute dog, and I really like him. I met his mum and his sister Tina, too. His mum is very kind and Tina is friendly.

Ted showed me my room. It is on the second floor, next to Ted's room. In the room, there is a big wardrobe and a desk. I have my own computer and telephone. I like my new room.



In the evening, they had a welcome party for me. I met Ted's grandparents, uncle, aunt and his cousin Jenny. She invited me to her birthday party next month.

I'm happy to be here, but I miss you.

Love,  
Bill



**Put the sentences in order.**

- ( ) Guinness welcomed Bill at the house.
- ( ) Bill met Tina and her mother.
- ( ) Ted's family held a welcome party for Bill.
- ( ) Bill met Ted and his dad at the airport.
- ( ) Ted showed Bill his room.

**D Let's write.**

**Write about yourself.**



I am Jenny. I am ten years old. I was born on March 22. I go to Willow Primary School in Canada. There are 25 pupils in my class. My hobbies are ...

---

---

---

---

# Project Time

**A** Let's read and talk. 



*Larry has written a book about himself. Read the book and talk with your partner.*

**ALL ABOUT ME**



**By Larry**




I was born on August 12, 2004.



I go to Park School.


I have a pet cat. Her name is Kitty. Her birthday is in July.




My father is a policeman. My mother is a teacher.




My favourite season is summer.



In my home there is a living room and two bedrooms.



This spring I won a prize for playing the violin. My parents were proud of me.



When I grow up, I want to be a doctor.

**When was Larry born?**



**He was born on August 12, 2004.**

**Where does he go to school?**



**He goes to Park School.**

## **B Let's make.**

***Make your own book. You can answer these questions to make your book.***

- ◆ When were you born?
- ◆ Where do you go to school?
- ◆ What class are you in?
- ◆ What pet do you have?
- ◆ What is your pet like?
- ◆ What pet do you want?
- ◆ What is your favourite season?
- ◆ What do you like to wear in this season?
- ◆ What does your father do?
- ◆ What does your mother do?
- ◆ How many people are there in your family?
- ◆ How many rooms are there in your home?
- ◆ What do you want to be when you grow up?



## **C Let's share.**

***Read your friend's book.  
Ask questions about his/her book.***

***Why is spring your favourite season?***

***Because I can fly a kite in spring.***



## Story Time

A Let's read. 🎧



Long ago, three children lived with their mother in a village. Their names were Wenwen, Taotao, and Baobao. One day, their mother went to visit their grandmother. The three children stayed at home. An old wolf saw all this.



That evening the wolf got dressed in a skirt, a sweater and a scarf. He went to the children's house and knocked on the door. The children were very surprised.

*Why did you blow out the candle, Grandma?*



Wenwen was the oldest. She felt nervous, but Taotao and Baobao were excited and opened the door. When the wolf came in, he quickly blew out the candle.

*Grandma, there are nuts on the tall tree outside. Would you like some?*

*Taotao, Baobao, get up! Let's get some nuts for grandma.*

*Yes, please.*



4

They got into bed together. Wenwen touched her “grandmother’s” leg. It was furry. She was very scared, but she was also smart and brave. She jumped out of bed.

*I can't climb the tree.*



5

*There is a basket and a rope beside the tree. We can pull you up into the tree.*

Quickly Wenwen, Taotao and Baobao climbed to the top of the tree. The wolf came out of the house soon after. Wenwen told the wolf that the best nuts were at the top of the tree, so he had better eat the nuts up in the tree.



6

The wolf got into the basket. The children pulled and pulled. When the wolf was high in the air, they let go of the rope. The wolf fell to the ground. He could not move. Quickly the children climbed down from the tree. They ran into the house and locked the door. They were safe!

### **B** Answer the questions.

1. What did the wolf want to do?
2. What did the wolf wear?
3. Where was the tree?
4. How did the children get safe?

### **C** Retell the story.

# Unit 2 All Around Me

## Lesson 1

### A Listen and number.

Ted is showing Bill around the city.



Queen's Park



art gallery



Chinese restaurant



public library



post office



coffee shop

### B Let's talk.

Is there a library?

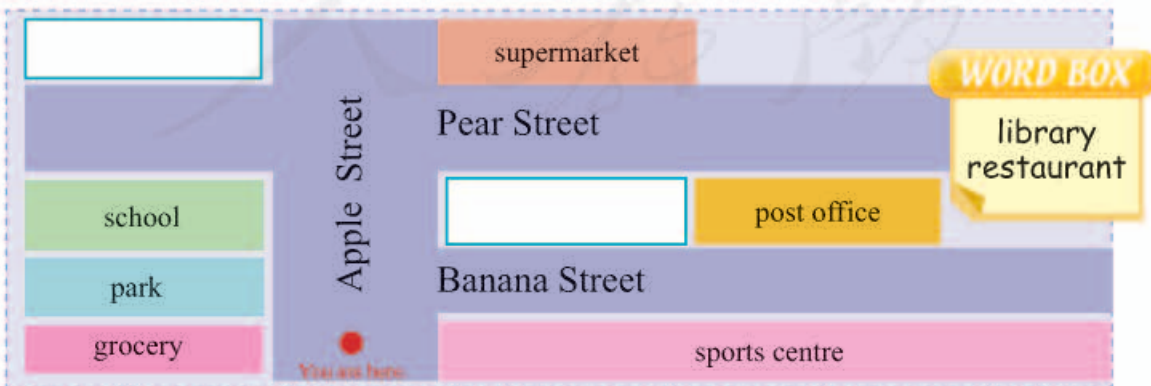
Yes, there is.



How can I get there?

It's on Pear Street. Go straight. Turn left at the second crossroads. The library is on the right.

Map 1



Map 2: see on Page 63.



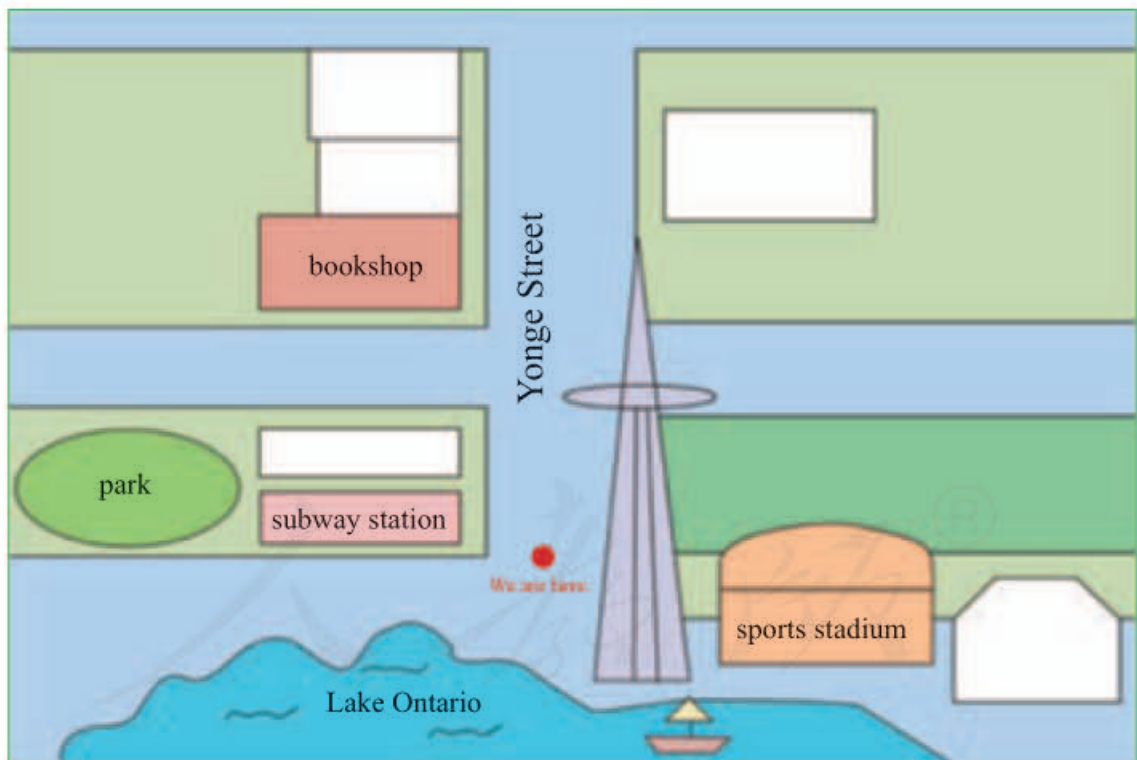
**C Let's read.** 



**Ted is telling Bill about Yonge Street.**

There are many beautiful buildings in downtown Toronto. Yonge Street is the longest street in Canada. There are a lot of shops on this street. My favourite bookshop is there. Next to the bookshop is a cinema, and there is a bank next to the cinema. Across from the cinema there is a library. There is a big lake in Toronto called Lake Ontario. You can see the sports stadium near the lake. The CN Tower is near the stadium. There is a famous restaurant next to the stadium. If you get lost, you can go to the police station. It's near the park, next to the subway station.

**Write the names of the buildings in the blanks.**



**D Let's write.**




**Draw a map of your neighbourhood and write about it.**

## Lesson 2

### A Listen and match.

*Ted is showing Bill around his school.*



### B Let's talk.

1. Where are Bill and Ted? What are they doing?
2. Where is the music room/library in their school?

*Where are Bill and Ted?*



*What are they doing?*

*They're in Willow Primary School.*



*Ted is showing Bill around the school.*

1. Where is the music room/library in your school?
2. What other rooms do you have in your school? Where are they?

**Read and tick.**

My new school in Canada is very interesting. We study English and maths every day. In China I studied Chinese every day, but here we only study Chinese on Monday and Wednesday. I help Ted, because he thinks Chinese is very difficult!

My favourite class is PE. We have PE class on Tuesday and Thursday afternoons. I'm learning ice-skating in PE class. It's hard but fun. I also like my art class. I study art on Wednesday and Thursday. This week I made a picture using maple leaves.

I only get homework on Friday! That is very different from China. But I have to study English every night.



**What does Bill do on each school day?**

	English	maths	Chinese	PE	art	homework
Monday	√	√	√			
Tuesday						
Wednesday						
Thursday						
Friday						

**Let's write.**

**Write about your school.**  
**The following questions may help you.**



What is the name of your school? What rooms do you have in your school? Where is your classroom in your school? What classes do you have? What is your favourite class? Why?

## Lesson 3

### A Listen and write the names.

*Bill is talking to his mother on the phone after his first day at his new school.*



### B Let's talk.

1. What does Miss Jackson/Tony/Sherry look like?
2. Who is your favourite teacher? What does he/she look like?
3. What does your best friend look like?

*What does Miss Jackson look like?*

*She has curly black hair.  
She wears glasses.*



**Let's read.**

**Underline what you learn about these people.**

Monday, Feb 22

Today was my first day at Willow Primary School. Ted showed me around the school. It is small, but very beautiful.

We met Ted's friend Tony. Tony is short but handsome. He really likes playing football. He is quite helpful and told me many interesting things about the school.

I also met my new teacher, Miss Jackson. She is young and pretty. She has curly black hair and wears glasses. She was very nice to me.

After class I played basketball with Ted and Sherry. Sherry is very tall and active. She plays basketball very well. After that, I went home with Ted by bus. Sherry also went home by bus. I saw her reading a science book on the bus. I think she is very hard-working!

**Now, talk about them.**



***This is Tony. He is short but handsome. He likes playing football. He is helpful.***



**Let's write.**

Who is your favourite teacher or classmate? What does he/she look like? Why do you like him/her?

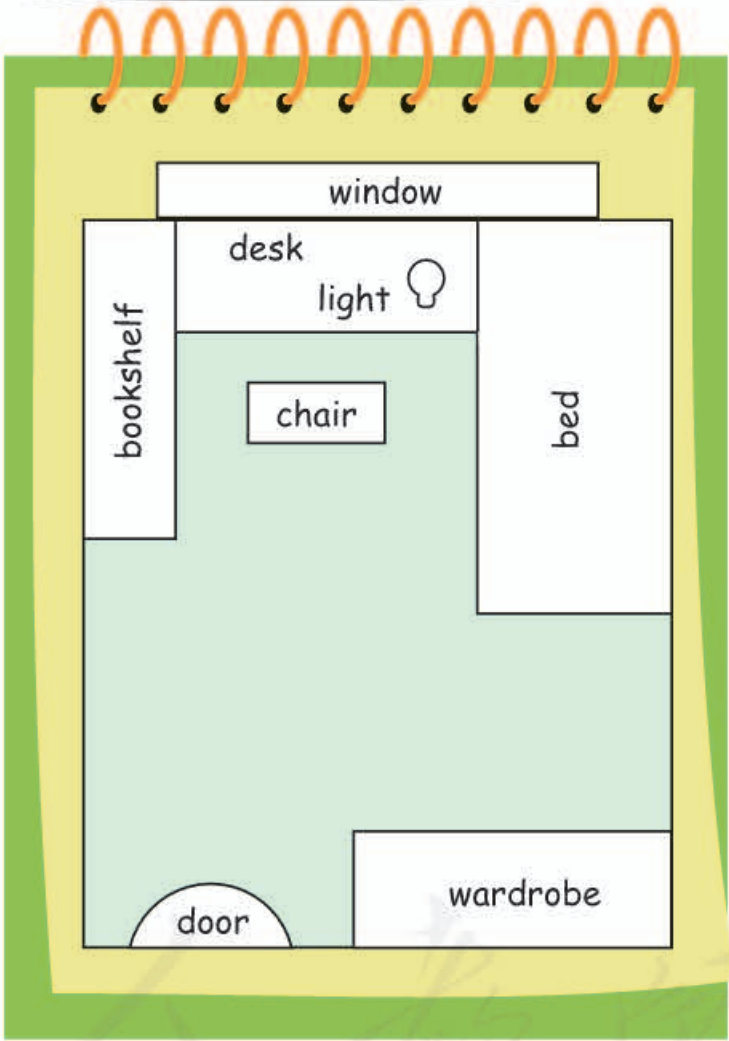
Four horizontal lines for writing, with a decorative spiral binding on the left side.

# Project Time



**A** Let's read and talk. 

*Here is a map of Ted's bedroom.  
Work with a partner. Talk about Ted's bedroom.*



*Where is Ted's desk?*

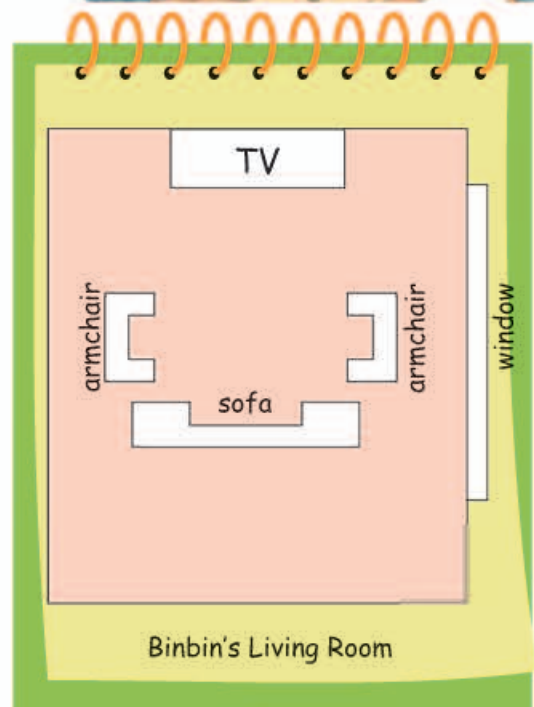
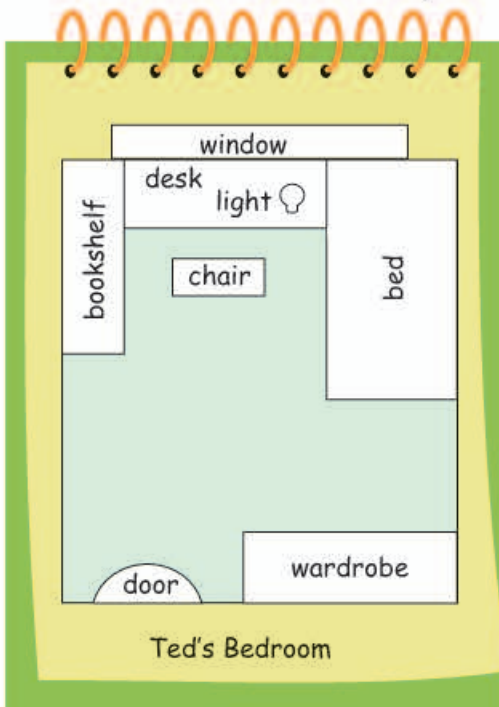
*It's under the window.*



## B Let's make.

Choose one of the following rooms.  
Draw a map of the room.

- ◆ Your bedroom
- ◆ Another room in your home
- ◆ Your classroom
- ◆ The art or music room in your school




## C Let's share.

Tell your classmates about your maps.

This is my living room.

It's ...

What's under the window?



## Story Time

### A Let's read.

One spring, a Chinese farmer and his wife planted a turnip in their garden. When the summer came, the turnip was huge! The man said to his wife, "Let's pull the turnip up."



The farmer pulled the turnip. It would not come up. The farmer's wife put her arms around the farmer. They pulled and pulled. It would not come up.

The farmer called his neighbour from Australia. The Australian put his arms around the farmer's wife. The farmer's wife put her arms around the farmer. They pulled and pulled and pulled. The turnip would not come up.



The Australian called his friend from Egypt. The Egyptian put his arms around the Australian. The Australian put his arms around the farmer's wife. The farmer's wife put her arms around the farmer. They pulled and pulled and pulled and pulled. The turnip would not come up.



The Egyptian called his friend from Japan. The Japanese put her arms around the Egyptian. The Egyptian put his arms around the Australian. The Australian put his arms around the farmer's wife. The farmer's wife put her arms around the farmer. They pulled and pulled and pulled and pulled and pulled. Pop! The turnip finally came up.



The Chinese farmer and his wife made a special turnip soup. They invited all their new friends. They all enjoyed the turnip soup.

### **B** Put the sentences in order.

- ( ) The Egyptian called his friend from Japan.
- ( ) The Chinese farmer called the Australian.
- ( ) The farmer and his wife could not pull up the turnip.
- ( ) The Australian called the Egyptian.
- ( ) They all enjoyed the turnip soup.

### **C** Act out the story.



*They pulled and pulled and pulled and pulled and pulled. Pop! The turnip finally came up.*

# Unit 3 Daily Life

## Lesson 1

### A Listen and write the times.



7:00



3:30



9:45

### B Let's talk.

1. When does Bill get up?
2. How does Bill go to school?
3. How many classes does Bill have at school?
4. When does Bill come back home?
5. What does Bill do after dinner?

*First, talk about Bill's life in Canada.*



*Now, talk with your partner about your lives and fill in the chart.*

who	your name	your partner's name
When do you ...		
get up		
have breakfast		
go to school		
go home		
go to bed		

**Let's read and match.**

Ted: Bill, what do you do on weekends in China?  
 Bill: On Saturday mornings, I always go to my maths club. On Saturday afternoons, I often stay at home and do my homework. Sometimes I go shopping or go to the cinema with my mum.  
 Ted: What about Sunday?  
 Bill: On Sunday mornings, I always do my homework and then watch TV or play computer games. Sometimes I help my mum do the dishes. On Sunday afternoons, I always play sports. I often play ping-pong or basketball. Sometimes I go swimming. I never do homework on Sunday nights.  
 Ted: Wow, you're so busy on weekends!  
 Bill: Yes, I never have enough time! What do you do on weekends?  
 Ted: I don't have much homework to do on weekends, but I often do some volunteer work in my community.  
 Bill: That's great.

On Saturday mornings	On Saturday afternoons	On Sunday mornings	On Sunday afternoons	On Sunday nights
always	often	sometimes	never	

**Let's write.**

What do you do on weekends? Write about your weekends using **always**, **often**, **sometimes** and **never**.














## Lesson 2

### A Listen and write.



What do Ted and Bill want for breakfast?  
Write "T" for Ted and "B" for Bill.

	 _____	 _____	 _____	
	 _____	 _____	 _____	
	 _____	 _____	 _____	

### B Let's talk.

**What about you?**

1. What do you have for breakfast?
2. Do you like eggs/meat/juice ...?
3. What's your favourite food?

What does Ted want for breakfast?

What does Bill want for breakfast?

What do you have for breakfast?

He wants ...

He wants ...

I often have ...

**C Read and number.** 



*Today we are going to make a sandwich. Before you start, make sure you have bread, meat, tomatoes, eggs, fish and vegetables.*

First, put a piece of bread on a plate.

Next, cut some meat and put it on the bread.

Then, cut the tomatoes and put them on the meat. You can also add some eggs, if you want.

Some people like fish. You can put some on top of the meat and eggs.

You can also put vegetables on the top. That's very healthy.

Last, put another piece of bread on top. Your sandwich is ready. Enjoy!



**D Let's write.**

*What's your favourite food? Do you know how to make it? Write the steps.*



## Lesson 3

### A Listen and match.

Should

You should see a doctor.

You should eat more vegetables and drink more water.

You should eat fruit and vegetables every day.



Shouldn't

You shouldn't eat too much candy.

You shouldn't eat too much ice cream.

You shouldn't eat that kind of food every day.

### B Look and talk.



*What's wrong with the girl?*

*Oh! That's too bad. She should drink a lot of water.*

*She has a bad cold.*

*Yes! She should also see a doctor.*

## Read and write.

Miss Jackson: Hello, kids. Today we're going to talk about healthy habits. What should we do to keep healthy? What are your ideas?

Ted: I don't think hamburgers, sandwiches and ice cream are healthy. We shouldn't eat them every day.

Sara: I agree. We should eat more fruit and vegetables, and less meat and candy. To be healthy, we should also keep clean: wash our hands before eating and brush our teeth twice a day.

Tony: We should also exercise often. We should exercise at least one hour a day. Sports are good for us.

Sherry: We shouldn't watch too much TV or play computer games for too long. We should also get enough sleep every day.

Bill: I think we should be happy every day. That's good for keeping healthy.

Miss Jackson: Yes, you are right, Bill. We should always be happy!

### *Tips for Keeping Healthy*

Don't eat \_\_\_\_\_  
\_\_\_\_\_ every day.

Eat less \_\_\_\_\_ and  
\_\_\_\_\_.

Don't watch too much  
\_\_\_\_\_.

Don't play \_\_\_\_\_  
\_\_\_\_\_ for too long.

Eat more \_\_\_\_\_ and  
\_\_\_\_\_.

Keep clean. Wash \_\_\_\_\_  
\_\_\_\_\_ and brush  
\_\_\_\_\_.

Exercise at least \_\_\_\_\_  
\_\_\_\_\_.

Get enough \_\_\_\_\_ and be  
happy every day.

## Let's write.

*Choose one picture from part B. Give him/her some advice.*



# Project Time

## A Let's read and talk.

**How to Keep Healthy**  
By Bill



1. Drink a lot of water.
2. Do not eat too much junk food.
3. Eat fruit and vegetables often.
4. Get enough sleep.
5. Brush your teeth every day.
6. Exercise often.

*Here's my list for keeping healthy.*



*Drink a lot of water.*



*Do not eat too much junk food.*

*We should exercise every day.*

*We should get enough sleep.*



*We should brush our teeth every day.*



*Yes, twice a day.*



## B Let's make.

Choose one of the following topics. List five or six things we should or should not do.



- ◆ How to Keep Our Bedrooms Clean
- ◆ How to Get Ready for School
- ◆ How to Make My Favourite Meal
- ◆ How to Be Safe in the Street
- ◆ How to Take Care of My Pet
- ◆ How to Keep the Doctor Away
- ◆ How to Have a Good Weekend
- ◆ How to Plan for a Trip
- ◆ How to Be a Good Student



## C Let's share.

Share your list with another pair. Can they think of other things to add to your list?



*I think we should also smile more to be healthy.*

*I think you should add "play" to your list. All work and no play makes Jack a dull boy!*



*Sounds good! I will.*

*Thanks. I will.*

## Story Time

A Let's read. 

*Why can't we go with you?  
It's boring to stay at home.*



**1** *Because the old cat is waiting outside. He likes to eat little mice.*

*Please let us go. We are fast and smart. The old cat cannot catch us.*



**2** *No! Stay at home and do your chores.*

Three little mice lived with their mother. The mother mouse went out to get food for the family every day. The little mice just waited at home. They were very bored.

They followed their mother. Their mother pushed them back inside.

*I think we should go and help our mother.*



**3** *Yes! We can go and find some food.*



**4** *I think we should go and help our mother.*  
The three little mice came out. They looked everywhere for food. They didn't see the hungry cat behind them.

The mother mouse left. The little mice were feeling sad.



The cat was going to catch the poor little mice. The little mice tried to run fast, but their legs were too short.



The mother heard and went to help her baby mice. She stood up and barked like a dog! When the cat heard the “dog”, it ran away.

*What did you learn today?*

*It's good to listen to our mother.*



*It's good to follow rules.*

*It's good to learn to speak another language.*

The mother took her children back home.

### **B** Fill in the blanks.

1. The three mice thought it was \_\_\_\_\_ to stay at home.
2. The three mice thought they were \_\_\_\_\_ and smart.
3. The three mice wanted to \_\_\_\_\_ their mother so they went out to look for \_\_\_\_\_.
4. The three mice didn't see the cat \_\_\_\_\_ them.
5. The mother mouse \_\_\_\_\_ up and barked like a \_\_\_\_\_.
6. The three mice learned a lesson: it's good to learn to speak another \_\_\_\_\_.


### **C** Act out the story.

# Unit 4 Free Time

## Lesson 1

### A Listen and match.

Bill and Ted are talking about hobbies.



### B Let's talk.

What do Bill and Ted do in their free time?



They ...

1. What do Bill and Ted do in their free time?
2. What are Bill's and Ted's hobbies?
3. What sports are Bill and Ted good at?

1. What do you do in your free time?
2. What are your hobbies?
3. What sports are you good at?
4. How often do you do them?

## Let's read.

In China, Bill went to many clubs. He went to an English club to study English twice a week. He also went to a maths club every weekend. In China there were many other clubs, such as chess clubs, art clubs and music clubs. Sometimes Bill went to these clubs, but not every week.



In Canada, Bill goes to different clubs. He goes to a hockey club twice a week. He can't skate very well, but he likes playing hockey. He also goes to a volunteers' club once a week. They help old people go shopping and do their housework. Sometimes, they also help clean the city streets. Bill enjoys helping others. He meets many new people and makes many new friends.



**Answer the questions. Write down your answers in your notebook.**

1. What clubs did Bill go to in China?
2. What clubs does Bill go to in Canada?
3. What does Bill do in the volunteers' club in Canada?
4. Why does Bill like the volunteers' club?

## Let's write.

**Write about your free time.  
The following questions may help you.**





Do you go to any clubs after school? What are they? How often do you go? Do you like them? Why or why not? What clubs would you like to go to? Why?

## Lesson 2

### A Listen and number.

It's Friday. Bill and Ted are talking about their weekend plans.



### B Let's talk.

First, talk about Bill's and Ted's weekends.



1. What does Ted usually do for fun on weekends?
2. What are Bill and Ted going to do tomorrow?
3. What chores does Ted do on weekends?

Now, do a survey.

name	What do you do for fun?	What chores do you do at home?	What are you going to do this weekend?
Lily	read books		

What do you do for fun?



I often read books.

**C Let's read.** 

Tina loves singing and dancing, so on weekends she usually goes to a dancing club. In the summer, she often goes to the park. Sometimes she has a picnic



there with her family. In the winter, she usually goes skating. She is very good at skating.



Tina also does chores on weekends. She often helps her mother cook dinner on Saturday. She sometimes helps her father clean his car. She thinks that's fun! She also has to clean her room. That's not fun!



Sometimes Tina, Ted and their parents go out together. They go to a museum or art gallery, and then they go to eat pizza. This weekend Tina is going to sing with Bill. Bill is going to teach her to sing a Chinese song.

**Answer the questions. Write down your answers in your notebook.**


1. What does Tina usually do on weekends?
2. What chores does Tina do on weekends?
3. What does Tina do for fun with her family on weekends?
4. What is Tina going to do this weekend?

**D Let's write.**



**Now, write about your weekend.**

What do you do for fun on weekends? Do you do any chores on weekends? What are you going to do with your family this weekend?

	<hr/> <hr/> <hr/> <hr/>
---	-------------------------

## Lesson 3

### A Listen and match.

*It's Monday today. Bill and his classmates are talking with Miss Jackson about the weekend.*



### B Let's talk.

1. How was Tony's/Bill's/Sherry's weekend?
2. What did they do?

1. How was your weekend?
2. What did you do?
3. Did you have a special weekend?



*How was your weekend?*



*It was great. I went to a park with my friends.*



**C Let's read.** 

Monday, May 23

I had a wonderful weekend. On Friday evening, Ted showed me his stamps. He has stamps from all over the world. I'm going to ask my mother to send him some Chinese stamps.

On Saturday morning, we did chores. I cleaned the living room. Ted took out the rubbish and watered the plants. Tina cleaned her room. After that, Ted, Tina and I went to the City Gallery. We saw Uncle Bob's paintings there. They were very beautiful. In the afternoon, I read some books.

On Sunday I visited Ted's grandparents with Ted's family. In the evening I watched a nature show about Canadian animals – beavers, raccoons and moose.

Next weekend, we are going fishing. There are so many interesting things to do here.

**Write the time for each activity.**



\_\_\_\_\_ Friday evening \_\_\_\_\_



**D Let's write.**

*Now write about your weekend.*



What did you do? Who did it with you? What did you think of it?

# Project Time

**A** Let's read and talk. 



*Ask a question according to the sentence on each card.  
If you ask the right question, then you get a star.*


## Bill's Quiz: Last Weekend



I went swimming on Saturday.



My weekend was great.



Yes, I studied on Sunday.



I watched a nature show on Sunday evening.




I did the dishes.

## Ted's Quiz: Free Time




My favourite TV shows are nature shows.



I like skiing best.



I often make models.



I am good at hockey.



I go to a chess club three times a week.

*What did you do on Saturday?*



*I went swimming. You get a star.*

## B Let's make.



Choose one of the following topics to make your own quiz. Write six sentences about the topic, one sentence on each card. You may write a list of questions to help you.

- |                 |                 |              |
|-----------------|-----------------|--------------|
| 1. Last Weekend | 2. Myself       | 3. My Family |
| 4. My School    | 5. My Free Time | 6. My Day    |

### List of Questions

1. What did you do on Sunday?
2. What did you buy?
3. Where ...?



### Card 1

I went shopping on Sunday.

## C Let's share.



Pick a card from your partner. Ask a question according to the sentence on it. If you ask the right question, you get a star.

What did you do on Sunday?

I went shopping. You get a star.



## Story Time

### A Let's read.



Jack wanted to join some clubs at his school. Jack enjoys drawing, so he went to the art club first.

*What are you going to do tomorrow?*

*I'm going to a music club. Do you like music?*

Jack enjoyed the club a lot. He saw his friend Bob there.



*Yes, I do. I can play the violin.*

*You can go too.*

*What do you do on Wednesdays after school?*

*I go to a sports club.*



After school on Tuesday, Jack and Bob went to the music club. They had a lot of fun. Jack saw his friend Tom there.

*Can I go with you?*

*Sure!*

*I'm going to a photo club tomorrow afternoon. Do you want to go with me?*

On Wednesday, Jack and Tom went to the sports club. They really enjoyed it. Jack saw his friend Susan there.



*Sure!*

On Thursday, Jack and Susan went to the photo club. They took many beautiful photos.



*These photos are beautiful. Did you go to any other clubs this week?*



*Yes, on Monday I went to an art club and on Tuesday I went to a music club. Then on Wednesday, I went to a sports club.*

On Friday he showed his photos to his friend John.

*What club are you going to tomorrow?*



*I'm going to stay at home. I'm going to clean my room, walk the dog, do the dishes and wash my clothes. Maybe I can start a chore club!*

### **B** Answer the questions.

1. What did Jack do in the art club?
2. With whom did Jack go to the music club?
3. With whom did Jack go to the sports club?
4. What did Jack do in the photo club?
5. Which "club" will Jack go to on Saturday?

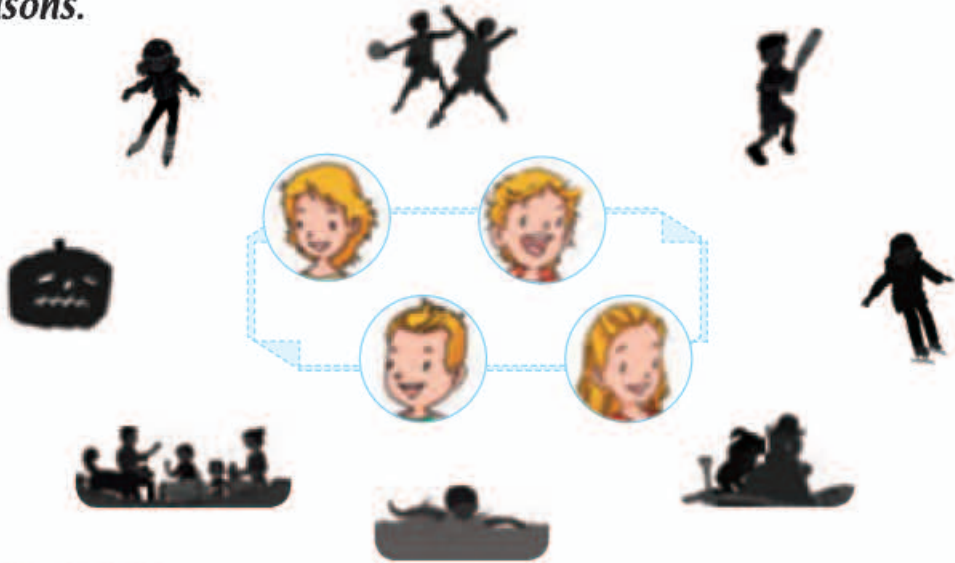
### **C** Retell the story.

# Unit 5 Nature and Culture

## Lesson 1

### A Listen and match.

Ted, Tina, Tony and Sherry are talking about their favourite seasons.



### B Let's talk.

1. What is Ted's/Tina's/Tony's/Sherry's favourite season?
2. What's the weather like in spring/summer/autumn/winter in Toronto?
3. What does Ted do in spring/summer/autumn/winter in Toronto?



**C Let's read.** 



**Bill is telling his classmates in Canada about Beijing.**

Beijing has four different seasons. It is very hot in summer, so I like to go swimming. I sometimes go to the countryside near Beijing, too.

Autumn is very nice. It's cool, and the sky is blue. I like to play sports with my friends. We have Mid-Autumn Festival in this season. We can eat delicious mooncakes then. The autumn in Beijing is quite short.



Winter is long and cold. I like to make snowmen with my friends. I also eat a lot of spicy food, like hot pot.



My favourite season is spring. It's warm, and there are many beautiful flowers to see. This season is a good time to fly kites. I really like to fly kites with my friends in spring.

**Fill in the chart.**

season	weather	activities
summer		_____; go to the countryside
autumn		
winter		
spring		

**D Let's write.**

**My favourite season is ...**

- What is your favourite season?
- What is the weather like in this season?
- What do you do for fun in this season?
- Why do you like this season?



## Lesson 2

### A Listen and number.

Bill, Ted and Tina are talking about holidays.



### B Think and talk.

Christmas

Children's Day

Halloween

Chinese New Year

When?

How?

festival

What?

1. When is ...?
2. How do people celebrate it?
3. What do people say on that day?
4. What ...?



*Children's Day is my favourite holiday. It's on June 1. We often have a party at school or play in the park. I say "Happy Children's Day" to my friends on that day.*



**C Let's read.** 

Thanksgiving is a family holiday in autumn in Canada and the USA. In Canada, Thanksgiving is in October. In the USA, it is in November. On Thanksgiving, people have a big dinner with their family. They usually eat roast turkey and other delicious food. They also tell Thanksgiving stories and give thanks to their friends and families.

In China, we also have a family holiday in autumn. It is Mid-Autumn Festival. People get together with their families to have a big dinner, too. They eat mooncakes, talk happily and enjoy looking at the beautiful round moon. Mooncakes are round like the full moon. Some people cannot go back home, but they can look at the moon and think about their families.



**Fill in the chart to compare the two festivals.**

Thanksgiving	Both	Mid-Autumn Festival
<hr/> <hr/> <hr/>	<hr/> <hr/> <hr/>	<hr/> <hr/> <hr/>

**D Let's write.**

*What is your favourite Chinese holiday?  
How do you celebrate it?*



## Lesson 3

### A Listen and number.

The children are talking about their visit to Animal World.



### B Let's talk.

1. What animals did the children see at Animal World?
2. What kinds of animals are they?
3. What animal do you like best? Why?



## Let's read.



How do animals spend winter safely? Different animals have different ways.

Some animals collect their winter food in the autumn. In the winter, they just stay at home and eat the food they collect in the autumn. For example, squirrels collect seeds and nuts, and beavers collect sticks.



Many birds cannot find food in the winter, so they fly from the north to the south in the autumn. They fly back the next spring. For example, swans and wild geese fly away in the autumn, because they can find food in the warm south.



Some animals sleep for a long time in the winter. They eat a lot of food in the autumn. In the winter, they do not eat anything. They are hungry when they wake up in the spring. They usually look for food in March or April. Bears, snakes and frogs are such animals.



Winter is cold in many countries, but these smart animals can spend it safely.

### Answer the questions.

1. How can animals spend winter safely?

Some animals \_\_\_\_\_, such as \_\_\_\_\_.

Some birds \_\_\_\_\_, such as \_\_\_\_\_.

Some animals \_\_\_\_\_, such as \_\_\_\_\_.

2. Do you know other ways that animals spend winter safely?

## Let's write.

- What is your favourite animal?
- What kind of animal is it?
- What is it like?
- What can it do?



## Project Time

**A** Let's read and talk. 



*Play with a friend. If your answer is correct, then you can put a tick in the square.*

### Animal Bingo



*It's very big. It's a mammal. It has a long nose and two big ears. What animal is it?*

*It's an elephant.*

*Right! You can put a tick on your card.*



1. It is very big. It is a mammal. It has a long nose and two big ears. What animal is it?
2. It is small. It is an insect. It is black and yellow. It likes flowers, and it can make honey. What animal is it?
3. It is a bird, but it can't fly. It is black and white. It lives on the ice. What animal is it?
4. It is a mammal. It has four legs. It can help keep your home safe. What animal is it?
5. It is big. It is a mammal. It can make milk for us. What animal is it?

6. It is a mammal. It is very clever. It is good at climbing trees. What animal is it?
7. It is a reptile. It has no legs. It can be long or short. What animal is it?
8. This is a mammal. It is big and can run very fast. Some people like to ride it. What animal is it?
9. This is a reptile. It has four legs, but it walks very slowly. What animal is it?

**B Let's make.**

*Make a bingo card with nine squares. First, choose a topic. Second, draw a picture or write down a word in each square.*



**animals**

**fruit**


**places**

**festivals**



*Now, write one or two sentences for each picture or word.*

1. \_\_\_\_\_
2. \_\_\_\_\_
3. \_\_\_\_\_
4. \_\_\_\_\_
5. \_\_\_\_\_
6. \_\_\_\_\_
7. \_\_\_\_\_
8. \_\_\_\_\_
9. \_\_\_\_\_

**C Let's share.**



*Play with a friend. When you tick all the squares, you say "BINGO" and finish the game.*



## Story Time

A Let's read. 



*I am very hungry.*

One morning, Henny Penny was looking for food. She looked for insects near an old tree.

*The sky is falling!  
The sky is falling!*

Suddenly, a nut fell from the tree. It hit Henny Penny on the head.



*Why are you running?*

*The sky is falling!  
We're not safe!*




*I'm coming with you!*

*You look so worried! Why?*

*The sky is falling!*

Henny Penny and Cocky Locky ran down the road. They saw Goosey Loosey.



*Oh no! I'm not safe here!*



5

*The sky is falling!*

*Really? I must go with you, too!*

Henny Penny, Cocky Locky and Goosey Loosey ran down the road. They saw Lucky Ducky.



6

*The sky is falling!*

Henny Penny, Cocky Locky, Goosey Loosey and Lucky Ducky ran down the road. They met Mr Fox.

*Oh, I can help you. Come to my home. It's safe there.*



7

They followed Mr Fox to his home. Nobody saw Henny Penny, Cocky Locky, Goosey Loosey or Lucky Ducky again. Now Mr Fox is very fat. He hopes the sky falls down every day!

### **B Answer the questions.**

1. What fell on Henny Penny?
2. Who did Henny Penny meet first?
3. Where did Mr Fox take the four birds?
4. What do you think happened to the four birds?
5. Was the sky falling?

### **C Act out the story.**

# Unit 6 Summer Vacation

## Lesson 1

### A Listen and match.

*Tina is talking about summer vacation plans with her friends.*



### B Let's talk.

1. Where is Tina/Linda/Sherry going on her summer vacation?
2. How is Tina/Linda/Sherry going there?
3. What is Tina/Linda/Sherry going to do there?



1. Where are you going on your summer vacation?
2. How are you going there?
3. What are you going to do there?



**C Let's read.** 

The summer vacation is coming. Tina and Jenny are going to London with the school dancing club. They are going there by plane on July 15. They are going to stay there for six days. They are also going to dance for some English children and learn some English dancing. They want to see Big Ben and visit the British Museum in London. They also want to visit the London Eye and Tower Bridge.

Sherry is going to the USA with her family. They are going there by car on August 2. She is going to stay with her grandparents in Washington D.C. for a week. Her grandparents' house is near the White House, so Sherry and her family are going to go there, too. She also wants to go to some of the museums in Washington D.C. She is going to take many photos there.



**Fill in the chart.**

name	time to leave	country	transportation	time to stay	things to do
	July 15		by plane		Ⓡ
		the USA		for a week	

**D Let's write.**

**Make a travel plan for the coming summer vacation.**

Where are you going on your summer vacation?

How are you going there?

How long are you going to stay there?

What are you going to do there?



## Lesson 2

### A Listen and circle.

Now, Ted is in Beijing. He's shopping with Bill's family.



### B Let's talk.

1. What did Ted buy for his mum? How much was it?
2. What did Ted buy for his dad? How much was it?
3. What did Ted buy for his sister Tina? How much was it?
4. What did Ted buy for his cousin Jenny? How much was it?

*What did Ted buy for his dad?*



*How much was it?*



*He bought a ...*

*It was ...*

**Let's read.**

*This is Ted's China diary.*



Saturday, July 23

Bill's family took me to Xidan today. It's a famous shopping centre in Beijing.

We went to Xidan Bookshop first. Bill's father bought some books for me. He bought two English books about China and one English-Chinese dictionary. I am happy because now I can learn more about China and also learn more Chinese.

Next we went to a big shopping mall. First I bought a lovely toy panda for my cousin. I also bought silk scarves for my mum and Tina, and a silk shirt for my dad. Then Bill took me to a special kite shop. There were so many beautiful kites. Bill bought me a kite that looks like a bird. Bill is going to teach me to fly it tomorrow.

Last, we went to a restaurant. We ate delicious Beijing duck there. I really like Chinese food.

**Now match.**



Xidan Bookshop

Xidan Shopping Mall



**Let's write.**

*Please choose a picture and write a dialogue.*



## Lesson 3

### A Listen and write.

Now, Bill's family is talking with Ted about a travel plan.

Beautiful Sichuan



It's three \_\_\_\_\_ by plane  
from Beijing.

Visit Henan



It's four hours by \_\_\_\_\_  
from Beijing.

Amazing Shaanxi



It's \_\_\_\_\_ hours by train  
from Beijing.

Come to Tibet



It's more than four hours by  
\_\_\_\_\_ from Beijing.

### B Let's talk.

1. What can you do in Sichuan/Henan/Shaanxi/Tibet?
2. Where do you want to go?
3. How far is it from your home?
4. What is it famous for?
5. What do you want to do there?



## Let's read.

### My Wonderful Holiday in China

In Beijing, I visited the Great Wall, the Forbidden City, Tian'anmen Square and the Summer Palace. I also met all Bill's friends and family.

Last week, Bill's family took me to Xi'an by train. Xi'an is in the northwest of China. We visited the Terracotta Army there. They are so amazing! We also ate some delicious noodles there.

Then we went to Sichuan. It's in the southwest of China. First, we went to see the pandas in Wolong. They are very cute. Then we climbed Mount Emei. The mountain is very beautiful. We saw many funny monkeys on our way. I was very tired, but very happy. We ate some delicious hot pot there. Sichuan is famous for hot pot.

Tibet is in the southwest of China, too. We went there by plane from Sichuan. It was sunny and hot in Tibet, but there was still snow on the mountains. We visited the famous Potala Palace and took many photos there.



#### Answer the questions.

1. What places did Ted visit in Beijing?
2. Where did Ted go last week? What did he do there?
3. What is Sichuan famous for?
4. What did they see on Mount Emei?
5. Where is Tibet?
6. What did they do in Tibet?

## Let's write.

Where did you go last weekend/in the winter vacation/...?

How did you go there?

What did you do there?



# Project Time



**A** Let's read and talk. 

*Here is a postcard that Bill mailed Binbin from New York.*



Dear Binbin,



I am in New York City. It is the biggest city in the USA. Yesterday I saw the Statue of Liberty. Then I took the subway to the Museum of Modern Art. It is one of the most famous art galleries in the world. New York is famous for its many theatres. I have a ticket to see a play tomorrow.

I'm going to Washington D.C. next week. I can send you a postcard from the White House. I hope I meet the President.

See you soon.

Bill



\_\_\_\_\_

\_\_\_\_\_

\_\_\_\_\_

\_\_\_\_\_

\_\_\_\_\_

**Talk about these questions in your group.**

1. What did Bill do on his trip?
2. What did Bill see on his trip?
3. What questions would you like to ask Bill about his trip?

## B Let's make.



*Pretend you are going to visit London, Paris or Haikou.  
Make a postcard to send from one of these cities.*

### Find out:


- ◆ What is it famous for?
- ◆ How can you get there?
- ◆ What can you do there?
- ◆ What can you see there?
- ◆ What can you buy there?
- ◆ What languages can you hear there?
- ◆ What food can you eat there?



## C Let's share.



*Share your postcard with three or four friends.*



Hi Yaoyao,

I'm now in Haikou. I went for a walk by the seaside this morning. I didn't swim in the sea. I just sat by the seaside and put my feet in the sea. The sea water was so warm. When I was enjoying this, a wave came and got me all wet!

Lily


Hi Lily,

I'm now in London. There are lots of interesting places to see here. I visited Big Ben, Tower Bridge and Buckingham Palace. There are lots of bookshops here, too. I bought many English books. I will give you some of them when I'm back.

Yaoyao

## Story Time

A Let's read. 



*Let's get some fruit from the magic tree.*

A lion and a snail were good friends. The snail was talking to his friend about a magic tree. The snail wanted to eat some fruit from the tree.

1

*The magic fruit can help our problems.*

They wanted to find the tree, but the snail was too slow to go. The lion had a problem with his throat and could not speak. He couldn't ask directions. They agreed to go together.



2

*We're looking for the magic tree. How can we get there?*



*You need to travel forty more kilometres north.*

They travelled west. They soon got lost. In the afternoon, they met an elephant.

3

*We're looking for the magic tree. Do you know how far it is?*

They went on walking north. In the evening, they met a zebra.



4

*You're only twenty kilometres away. Go east from here.*



*Can I help you?*



*We're looking for the magic tree.  
Is it near here?*

They walked all night. They got lost again. Then they met a friendly buzzard.

5

*No, it's still a little far.  
Follow me. We will go south.*

They followed the buzzard. They were very tired, but by morning they reached the magic tree.



6



*My friend can't speak and I can't run.  
Your magic fruit can help us.  
Can we have some?*

*Of course! Help yourselves.*

The tree gave them some magic fruit. Now the lion could speak. And the snail could run as fast as a horse!

7

**B Put the sentences in order.**

- ( ) The lion and the snail met an elephant.
- ( ) The lion and the snail followed the buzzard.
- ( ) The lion and the snail met a zebra.
- ( ) The magic tree gave them some of his fruit.
- ( ) The snail talked to the magic tree.
- ( ) The lion and the snail decided to look for the magic tree.

**C Retell the story.**

# 附录一 单元词汇表

## Unit 1

live	居住; 生活 (3)
quite	很, 相当 (3)
scarf	围巾 (3)
airport	机场 (4)
pupil	小学生 (6)
arrive	到达 (7)
meet	迎接; 遇见; 会面 (7)
wardrobe	衣柜 (7)

## Unit 2

show ... around	带领……参观 (12)
Queen's Park	女王公园 (12)
art gallery	画廊; 艺术馆 (12)
public library	公共图书馆 (12)
downtown	闹市区, 市中心 (13)
Lake Ontario	安大略湖 (13)
stadium	(露天) 体育场 (13)

## Unit 3

volunteer	志愿者 (23)
sandwich	三明治 (25)
top	上边, 上面 (25)
habit	习惯 (27)
idea	主意, 想法; 意见 (27)
less	更少 (27)
at least	至少 (27)

## Unit 4

talk about	谈论 (32)
hockey	曲棍球; 冰上曲棍球 (33)
together	一起 (35)
special	特殊, 特别 (36)
beaver	海(河)狸 (37)
raccoon	浣熊 (37)
moose	北美麋; 驼鹿 (37)

## Unit 5

countryside	农村, 乡下 (43)
Thanksgiving	感恩节 (45)
roast turkey	烤火鸡 (45)
squirrel	松鼠 (47)
swan	天鹅 (47)

wild goose 大雁 (47)  
frog 青蛙 (47)

## Unit 6

English-Chinese dictionary  
英汉词典 (55)

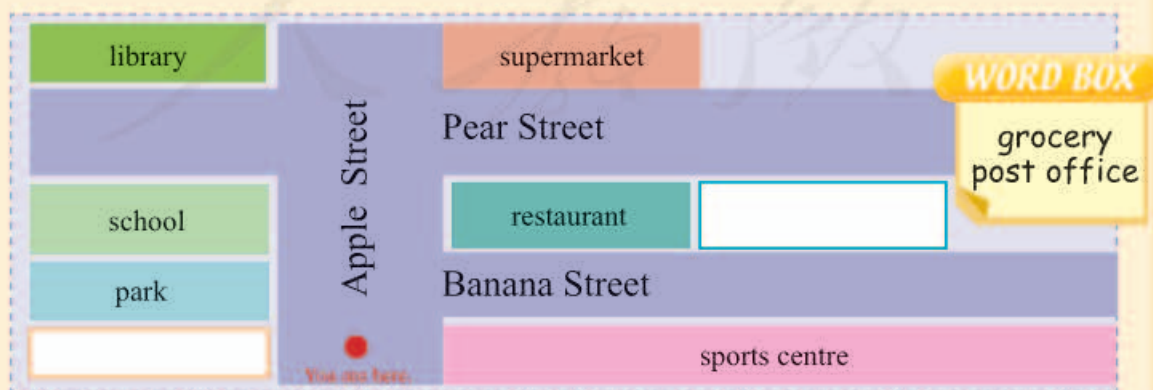
shopping centre  
购物中心 (55)

shopping mall  
大型综合商业中心 (55)

amazing 惊人的;  
神奇的 (56)

hot pot 火锅 (57)

Map 2 (for Page 12)



## 附录二 总词汇表

### A

airport	机场 (4)
amazing	惊人的; 神奇的 (56)
arrive	到达 (7)
art gallery	画廊; 艺术馆 (12)
at least	至少 (27)

### B

beaver	海(河)狸 (37)
--------	------------

### C

countryside	农村, 乡下 (43)
-------------	-------------

### D

downtown	闹市区, 市中心 (13)
----------	------------------

### E

English-Chinese dictionary	英汉词典 (55)
----------------------------	-----------

### F

frog	青蛙 (47)
------	---------

### H

habit	习惯 (27)
hockey	曲棍球; 冰上曲棍球 (33)
hot pot	火锅 (57)

### I

idea	主意, 想法; 意见 (27)
------	-----------------

### L

Lake Ontario	安大略湖 (13)
less	更少 (27)
live	居住; 生活 (3)

### M

meet	迎接; 遇见; 会面 (7)
moose	北美麋; 驼鹿 (37)

### P

public library	公共图书馆 (12)
pupil	小学生 (6)

**Q**

Queen's Park	女王公园 (12)
quite	很, 相当 (3)

**R**

raccoon	浣熊 (37)
roast turkey	烤火鸡 (45)

**S**

sandwich	三明治 (25)
scarf	围巾 (3)
shopping centre	购物中心 (55)
shopping mall	大型综合商业中心 (55)
show ... around	带领……参观 (12)
special	特殊, 特别 (36)
squirrel	松鼠 (47)

stadium

(露天) 体育场 (13)

swan

天鹅 (47)

**T**

talk about	谈论 (32)
Thanksgiving	感恩节 (45)
together	一起 (35)
top	上边, 上面 (25)

**V**

volunteer	志愿者 (23)
-----------	----------

**W**

wardrobe	衣柜 (7)
wild goose	大雁 (47)

人教版®



# 后 记

本册教科书是人民教育出版社课程教材研究所英语课程教材研究开发中心依据教育部《义务教育英语课程标准》（2011年版）与加拿大灵通教育有限公司合作编写的，经国家基础教育课程教材专家工作委员会2013年审查通过。北京市海淀区教师进修学校对本册教科书的修订提供了全方位的支持。

本册教科书集中反映了基础教育教科书研究与实验的成果，凝聚了参与课改实验的教育专家、学科专家、教研人员以及一线教师的集体智慧。我们感谢所有对本册教科书的编写、出版提供过帮助与支持的同仁和社会各界朋友，以及整体设计艺术指导吕敬人等。我们还要特别感谢原教科书主要编写人员龚亚夫、马淑英、张鲁静、谢乃莹、刘莹，以及Jack Booth和Sandra Purchase。马淑英、张海翔、刘莹（北京石油学院附属小学）和陈卫卫在本册教科书修订过程中也参与了讨论，在此一并表示感谢。

本册教科书出版之前，我们通过多种渠道与教科书选用作品（包括照片、画作）的作者进行了联系，得到了他们的大力支持。对此，我们表示衷心的感谢！但仍有部分作者未能取得联系，恳请入选作品的作者与我们联系，以便支付稿酬。

我们真诚地希望广大教师、学生及家长在使用本册教科书的过程中提出宝贵意见，并将这些意见和建议及时反馈给我们。让我们携起手来，共同完成义务教育教材建设工作！

联系方式

电 话：010-58758283

电子邮箱：jcfk@pep.com.cn

人民教育出版社 课程教材研究所  
英语课程教材研究开发中心  
2013年5月

