

义务教育教科书

# 英语

(PEP)

(三年级起点)

## 四年级

### 下册

(中国)人民教育出版社 课程教材研究所  
英语课程教材研究开发中心 编著  
(加拿大)灵通教育有限公司

人教版®

人民教育出版社

·北京·

Copyright © 2013 by People's Education Press Ltd. and Lingo Learning Inc.  
No part of this publication may be reproduced or transmitted in any form or by any means,  
without permission in writing from the publisher.

版权所有，未经出版社书面同意，任何人不得以任何形式或方式复制或转换本作品的任何部分。

主 编：吴欣 Larry Swartz Beth Levy

副主编：曹洁

主要编写人员：马剑辉 刘荔芳 周佳 Fraser Bewick Chris Andersen

责任编辑：马剑辉 刘荔芳

美术编辑：郑文娟

封面设计：吕旻 郑文娟

版式设计：刘欣 焦洁

插 图：焦洁（含封面）葛南 陈露茜 刘欣

义务教育教科书 英语（三年级起点）四年级 下册

（中 国）人民教育出版社 课程教材研究所

英语课程教材研究开发中心 编著

（加拿大）灵通教育有限公司

---

出 版 人民教育出版社

（北京市海淀区中关村南大街17号院1号楼 邮编：100081）

网 址 <http://www.pep.com.cn>

重 印 ×××出版社

发 行 ×××新华书店

印 刷 ×××印刷厂

版 次 2013年10月第1版

印 次 年 月第 次印刷

开 本 787毫米×1092毫米 1/16

印 张 5

字 数 100千字

印 数 册

书 号 ISBN 978-7-107-27387-2

定 价 元 审图号：GS(2012)422号 依据 ×××××

---

版权所有·未经许可不得采用任何方式擅自复制或使本产品任何部分·违者必究

如发现内容质量问题，请登录中小学教材意见反馈平台：[jeyjfk.pep.com.cn](http://jeyjfk.pep.com.cn)

如发现印、装质量问题，影响阅读，请与×××联系调换。电话：×××-××××××××



## 致同学

亲爱的同学们：

你们好！欢迎你们来到英语学习的世界。

在这本书里你们会惊讶地看到吴一凡设计的学校模型。Mike也会介绍自己的作息时间表，猜猜看和你们的相同吗？Mike和Sarah去参观农场了，他们都看到了什么？赶快打开书和他们一起去看、去听，一起学习和成长吧。

这本书为你们准备了许多有趣的对话、故事、歌曲，还有你们喜欢的游戏、活动。你们会发现学英语是一件很开心的事，你们不但能读、写更多的单词，还会学习写句子呢！你们能读懂英语小故事，能学会用英语和别人交谈，还能学会唱更多的英语歌曲和歌谣……

你们有时候可能听不懂也说不好，写单词或句子时会出错。别着急，你们上课要认真听讲，多模仿录音，要努力学唱英语歌曲、歌谣，还要积极参加英语活动。你们肯定能说得更棒、写得更好。要记住：别害羞，别放弃，大胆地说，大声地唱！

亲爱的同学们，愿你们和书里的小主人公成为好朋友，一起度过这快乐美好的学习时光。

编者

2013年5月



# CONTENTS



**2** Unit 1 My school

**12** Unit 2 What time is it?

**22** Unit 3 Weather

**32** Recycle 1

**36** Unit 4 At the farm

**46** Unit 5 My clothes

**56** Unit 6 Shopping

**66** Recycle 2

**70** Appendix 1: Words in each unit

**72** Appendix 2: Vocabulary

**75** Appendix 3: Useful expressions





John



Miss White



Mike



Sarah



Amy



Chen Jie



Zhang Peng



Mr Jones



Wu Yifan

Zoom



Zip

# Unit One

Look! That's the playground.

Where's the library?

It's next to the art room.

Oh, no! That's my library!



# My school

Is this the teachers' office?

No, it isn't. It's the computer room.

Do you have an art room?


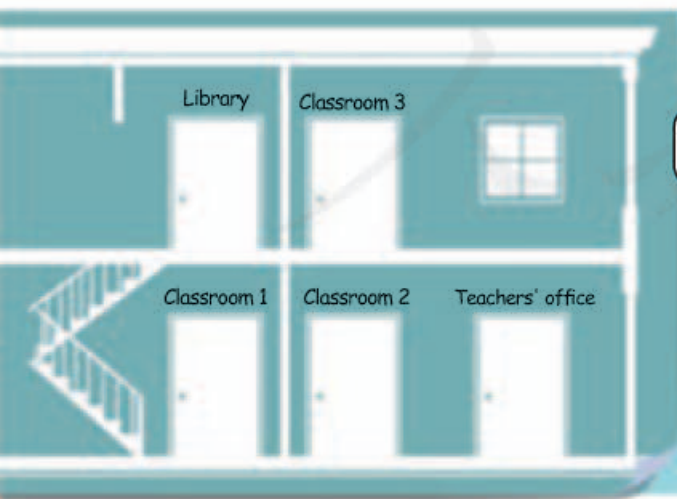
Yes. It's on the second floor.



# Let's talk



# Look, ask and answer







# Let's learn

Where's the library?

It's on the first floor.

teachers' office

library

second floor

first floor



# Let's do



Shhh ... Be quiet!

Go to the library.  
Read a book.



Hi, Miss White.


Go to the teachers' office.  
Say hello.

Go to the playground.  
Play football.




Yeeh! We win!

Go to the garden.  
Water the flowers.



Wow! Beautiful!

## Let's spell

Read, listen and chant. 



Read, underline and say.

1. sister ruler under number
2. computer eraser dinner winter
3. under after water river

Look, listen and write. 

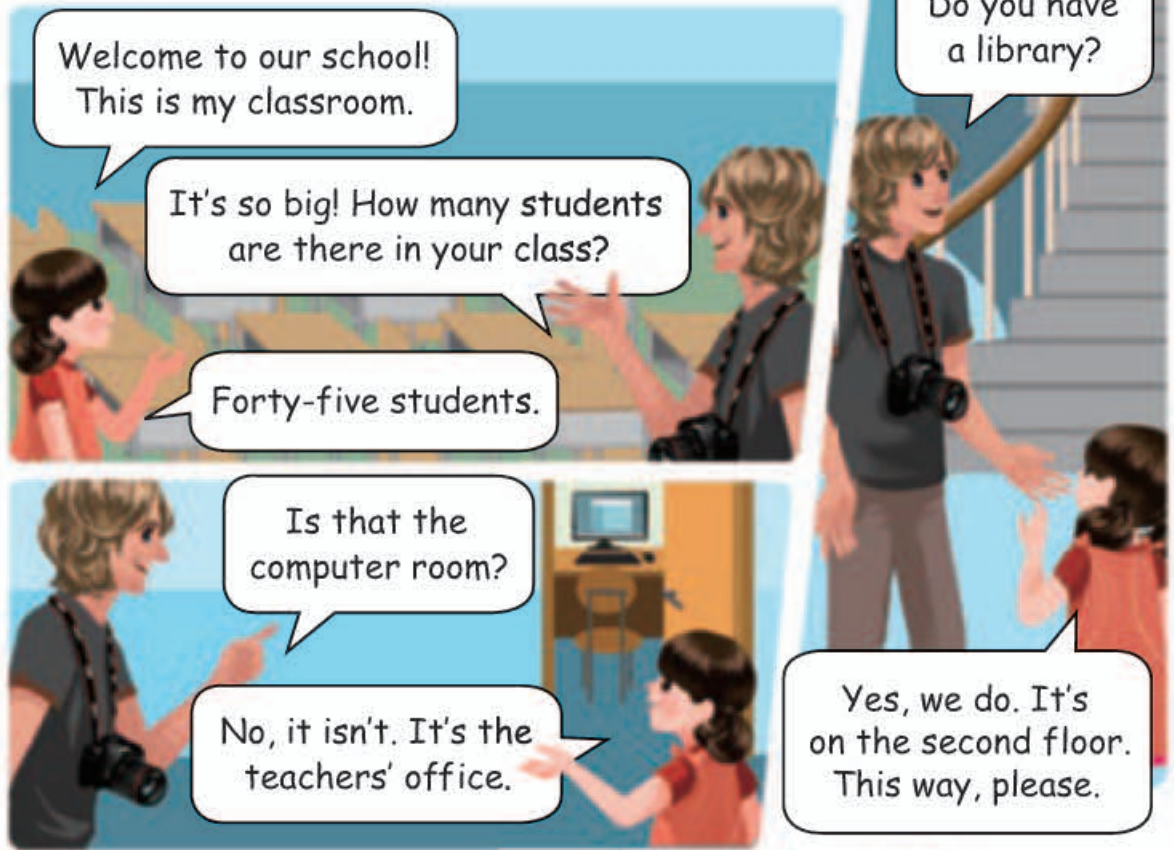


my sister's \_\_\_\_\_


No \_\_\_\_\_ near the \_\_\_\_\_.

# B

## Let's talk



## Let's play



 **Let's learn** 



 **Look, ask and answer**





# Read and write

Read and fill in the table. 

Computer Room			Classroom 2
	Gym		Music Room

1

Do you have a library?  
Yes. The library is on the second floor.

Where is the teachers' office?  
The teachers' office is next to the library.

3

2

Do you have an art room?  
Yes. The art room is next to the gym.

Where is Classroom 1?  
Classroom 1 is under the teachers' office.

4

Look and write.



This is the library.



That is the playground.





# Let's check

Listen and number. 



Look and circle.

- |          |                  |            |                  |
|----------|------------------|------------|------------------|
| <b>A</b> | computer room    | music room | art room         |
|          | library          | classroom  | teachers' office |
| <b>B</b> | computer room    | library    | art room         |
|          | teachers' office | music room | classroom        |



# Let's sing


## Our school

This is the way I go to school, go to school, go to school.  
This is the way I go to school, where I like to learn all day.

This is the classroom in my school, in my school, in my school.  
This is the classroom in my school, where I like to learn all day.



# Story time




# Unit Two





# What time is it?

20  
twenty





## Let's talk



## Let's play





# Let's learn

What time is it?



lunch

English class

music class

PE class

breakfast

dinner

It's 9 o'clock. It's time for English class. Let's go!



# Let's do



It's time for breakfast.  
Let's drink some milk.

It's time for lunch.  
Let's have some chicken.



It's time for dinner.  
Let's eat some rice.

It's time for PE class.  
Let's jump and run.



It's time for English class.  
Let's read and write.

It's time for music class.  
Let's sing and dance.

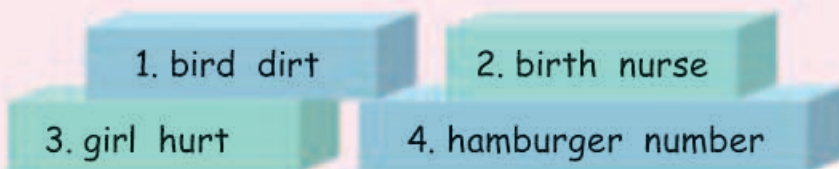


# Let's spell


Read, listen and chant.



Read, listen and circle.



Look, listen and write.




a \_\_\_\_\_ and her \_\_\_\_\_

# B

## Let's talk



## Let's play





# Let's learn



get up

6:25 a.m.

It's 7:30. It's time to go to school.



go to school

7:30 a.m.



go home

4:00 p.m.




go to bed

9:00 a.m.



# Let's play

Monday 

6:30 get up

7:00 breakfast


7:20 go to school

10:40 English class


12:00 lunch

2:15 music class

3:00 PE class

4:50 go home 

9:00 go to bed



What time is it?


It's 7:20.



Yes!




It's time to go to school.





# Read and write

Read and number. 

1

Mum: Amy! It's time to get up.



2

Sarah: What time is it?

Amy: Oh! It's 10 o'clock. Time for music class.

Sarah: Hurry! Let's go!



3

Mum: It's 6 o'clock. It's time for dinner!

Dad: Where's Amy?



4

Mum: Come on! It's 9 o'clock.

Dad: It's time for bed.

Amy: Just a minute.



Look and write.




What time is it? It's ten o'clock.



What time is it now?

## Let's check

Listen and number. 



Look and match.



It's time for breakfast.

It's time to go to school.

It's time for lunch.

It's time to get up.

It's time to go to bed.

It's time for PE class.

It's time to go home.

## Let's sing

It's twelve o'clock

Dickety tackety tack. I just saw a cat.  
 Dickety tackety toe. It's twelve o'clock, you know.  
 Dickety tackety tack. I just heard a snap.  
 Dickety tackety toe. He caught a mouse, you know!







# Story time



# Unit Three

What's the weather like in London?



It's rainy.



It's cloudy in Singapore.



It's windy now.




# Weather



Is it snowing?  
But it isn't cold.



Can I make a  
snowman?



Yes, it is. It's  
snowy here.

Is it cold in Moscow?

It's hot and  
sunny in Sydney.



## Let's talk



## Let's play



Can I go outside?

No, you can't.  
It's cold outside.





## Let's learn



Harbin  
cold (5°C)

Beijing  
warm (20°C)

Lhasa  
cool (15°C)

Hong Kong  
hot (30°C)

Good morning. This is the weather report. It's warm in Beijing today.



## Let's chant



Brrr, it's cold.  
It's cold outside.  
Put on a hat.  
Cold, bye-bye!  
Mmm! It's warm.  
It's warm inside.  
Take off your shoes.  
It feels so nice.



# Let's spell

Read, listen and chant.



Read, listen and number.




Look, listen and write.

a \_\_\_\_\_ on the tall \_\_\_\_\_

dogs \_\_\_\_\_ in \_\_\_\_\_



a \_\_\_\_\_ with a \_\_\_\_\_



# B

## Let's talk

Hi, Chen Jie!  
This is Mark.

Hi, Mark! What's the  
weather like in New York?

It's rainy. How about  
Beijing? Is it cold?

No, it isn't.  
It's 26 degrees.

26 degrees! That's cold!

Huh? No, it's not. It's warm!



## Let's play



New York 20°C



Beijing 15°C



Sydney 30°C



Toronto 7°C



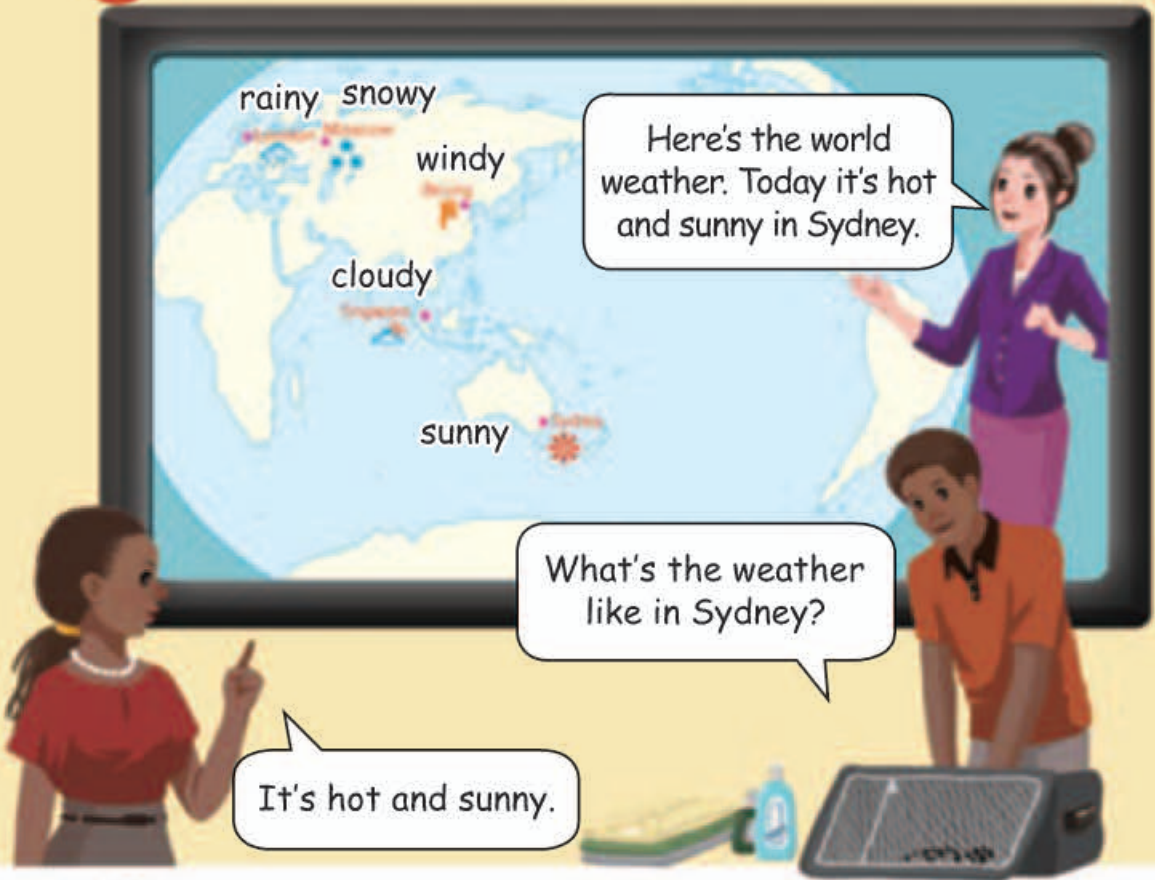
London 5°C

What's the weather  
like in Beijing?

It's cool  
and rainy.



# Let's learn



# Let's play







## Read and write


Read and answer. 

□ □ □ □ □ □

Hi, John!



How are you? I'm in Sydney now. It's great! It's hot and sunny here. The water is warm. I can swim outside. Is it cool and windy in Beijing? Can you fly your kite?

Love,  
Dad



1. What is the weather like in Sydney?
2. Is the water cold in Sydney?
3. Can John's dad swim outside?

Look and write.



Is it sunny? Yes, it is. No, it isn't.


Look outside!



Is it windy?



## Let's check

Listen and tick (✓). 



Look and match.



cold   cool   hot   warm   sunny   rainy   windy   cloudy   snowy



## Let's sing

### Thunder

There is thunder. There is thunder.  
It's roaring. It's roaring.  
Pitter, patter, rain drops.  
Pitter, patter, rain drops.  
I'm all wet. I'm all wet.





# Story time




# Recycle 1

Read aloud. 



Can you act it out?



Listen, circle and match. 




Look, ask and answer.



Is this **the library**?

What's the weather like?

Where is **the computer room**?

Listen, tick (✓) and say. 



					
Beijing					
Shanghai					
Harbin					
Lhasa					
Sanya					
Hong Kong					



What's the weather like in Beijing?

It's ...



Read and write.



- "It's time for PE," says the \_\_\_\_\_. "Let's get a \_\_\_\_\_."
- "My mother's a \_\_\_\_\_," says the boy. "She drives a red \_\_\_\_\_."

Circle the big letters.



Read and circle.



It is 6 o'clock. It is sunny outside.  
I get up and have breakfast.



It is 7:30. I go to school.  
It is cloudy now.



It is 9 o'clock. I go to Chinese  
class. It is cloudy and cold outside.



It is 10 o'clock. I go to the library. It  
is on the second floor. It is rainy  
outside. I have no umbrella!



It is 12 o'clock. I have lunch.  
It is still raining! But it is warm inside.



It is 3:15. I have PE class. It is  
sunny again. We can go outside!



# Unit Four



How many horses do you have?

Seventeen.



What are these?  
Are these potatoes?

Let me try one ...  
They're carrots.



# At the farm

What are those?

They're sheep.  
Let me count ...

Oh, I feel sleepy.





## Let's talk



## Let's play






## Let's learn



## Let's chant



# Let's spell

Read, listen and chant.



Read, listen and number.

fork

for

born



world

horse

work



Look, listen and write.



I'd like four \_\_\_\_\_.



This is her \_\_\_\_\_.

I like \_\_\_\_\_.

# B

## Let's talk



## Let's play

cat: meow  
duck: quack  
dog: woof  
hen: cluck  
cow: moo  
horse: neigh



What are those?


Are they horses?

Yes, they are.






# Let's learn



# Draw and say



This is my farm.

It's big. Are these ...?

Yes, they are.






# Read and write

Read and tick (✓).



Hi! This is Mr MacDonald's farm. Let's have a look!



This is the vegetable garden. These are carrots and potatoes.



Those are tomatoes and green beans over there.



There are animals, too. What are these? They are sheep. Mr MacDonald has ten sheep on the farm.



Are those sheep? No, they are goats. They love to eat carrots!

Can you see these on Mr MacDonald's farm?

Vegetables

potatoes ✓

carrots

green beans

tomatoes

Animals

cows

sheep

hens

cats

Look and write.



These are cows.



Those are sheep.


Draw some animals or vegetables here and write a sentence.



Blank lines for writing a sentence.



## Let's check

Listen and tick (✓). 



Look and match.



Sheep, cows and horses.

Tomatoes, carrots and green beans.

**A**

Cows, sheep and hens.

Green beans, tomatoes and carrots.

**B**




## Let's sing

### Mary has a little lamb

Mary has a little lamb, little lamb, little lamb.  
Mary has a little lamb. Its fleece is white as snow.

Everywhere that Mary goes, Mary goes, Mary goes,  
Everywhere that Mary goes, the lamb is sure to go.







# Story time



1

Look at the vegetables. I love vegetables!

I don't like vegetables.

What are those?

They're cows. I like them.

I like milk.

2

Are those turkeys?

No, they aren't. They're hens. I like them.

I like chicken and eggs.

3

Are those sheep?

Yes, they are. I like them.

I like mutton.

4

It's hot. Let's make a hat.

Good idea!

5

I'm hungry.

Me too! I love grass!

Ah!

# Unit Five

Whose are these?

They're John's.

Whose cap is this?

It's my brother's. Thanks.

# My clothes



Where are you, Zip?

Is this yours?

Yes. Thank you.



# Let's talk



OK. It's four o'clock. It's time to go home!



Amy, are these yours?

No, they aren't. My shoes are green. They're Chen Jie's.



What about this hat? Is this John's?

No, it isn't. It's Mike's.



# Let's play

Are these yours, Mike?

Yes, they are.

Is this John's?

No, it isn't. It's Wu Yifan's.






# Let's learn

I like that green skirt.

Me too. And I like those pants.



# Let's do



## Let's spell

Read, listen and chant.



Read, underline and listen.

1. a little bike
2. Uncle Dan
3. a green apple
4. nice people
5. a big table

Look, listen and write.



Chen Jie has a green \_\_\_\_\_.

This is a \_\_\_\_\_ bike.



That is Uncle Dan's \_\_\_\_\_.



# B

## Let's talk



## Let's find out

Are these Mike's or Sarah's?





## Let's learn



## Let's find out

You're going on a trip. What do you want to wear? Choose and colour.



I want to wear my blue pants.

I want to wear my yellow dress.







## Read and write

Read and circle. 

Oh, it's time to pack my clothes.  
 This is my red T-shirt.  
 These are my blue pants.  
 And those are my shoes.  
 Wait! Is this my hat?  
 No, this is Amy's.  
 Amy! Is this yours?



1. Are these Sarah's blue pants?  
 A. Yes. B. No.



3. Whose shoes are these?  
 A. Amy's. B. Sarah's.



2. This is Amy's red T-shirt.  
 A. Yes. B. No.



4. Whose hat is this?  
 A. Amy's. B. Sarah's.

Look and write.



*These are John's shoes.*



*This is Chen Jie's dress.*



Draw your pants and write a sentence.

---




---



---

## Let's check

Listen and tick (✓) or cross (×). 



Look and match.



## Let's sing

### This old hat

This old hat, this old shirt,  
These old jeans, and this old skirt ...  
Put them away! It's a sunny, sunny day.  
It's time to wear your shorts to play.



# C



## Story time



Dad, can I have your old T-shirt?



Sure. What for?

We're having a party at school.

Really?



First, tie these.

Let me help.



Then cut two small holes for my eyes, and cut two big holes for my arms.



Now let me draw something on it.



How do I look?

You look like Zip!

Wow! You'll be a star!



# Unit Six

Can I help you?

Yes. This dress is pretty. How much is it?


It's eighty-five yuan.

Can I try it on?

Sure.



# Shopping



How much are those big shoes?

Sorry, they're not for sale.



## Let's talk



## Let's play





# Let's learn



Can I help you?

The gloves are nice.  
Can I try them on?

Sure.



sunglasses

scarf

umbrella

gloves



# Complete and say



It's hot, so I put  
on my T-shirt.



T-shirt

socks



# Let's spell

Read aloud.

computer dinner girl wall  
homework nurse card  
little people world

## Try this!

work sir turn  
circle park mall

Look, listen and write.

My \_\_\_\_\_ is a \_\_\_\_\_.

He is \_\_\_\_\_.

He likes to play \_\_\_\_\_.



Listen and chant.

Two little birds are sitting on a wall.  
One is big and the other is small.  
A cute little girl is playing with a ball.  
Be careful, little girl!  
Don't knock them off the wall!





# B

## Let's talk



## Let's act

It will be cold soon. You have 50 yuan. Choose three things.





# Let's learn

nice



Look at that dress.  
It's pretty.

pretty

¥150

cheap

¥15

expensive

¥450

Yes, it is.



# Let's play

Who has ...?

Sarah has a pretty dress.  
It's 50 yuan. It's very nice.




What?	Who?	How much?
a pretty <u>dress</u>	Sarah	¥50
a nice _____		
a cheap _____		
an expensive _____		





## Read and write

Read and answer. 

**SALE!**

Today all sunglasses and gloves are five yuan! They are very cheap.

We have many nice scarves, too — red, yellow, brown and more!

Umbrellas are cheap, too. We have many pretty colours for you.

Come and see us today!



- How much is the red scarf?  
It's \_\_\_\_\_ yuan.
- How much are the brown gloves?  
They're \_\_\_\_\_ yuan.
- Is the umbrella too expensive?  
\_\_\_\_\_
- Are the sunglasses cheap?  
\_\_\_\_\_

Look and write.

¥500



*They are very expensive.*



*They are too small.*

Draw your shoes and write a sentence.

---




---



---



## Let's check

Listen and tick (✓) or cross (×). 



Look and match.



cheap sunglasses

my friend's umbrella

a pretty green scarf

expensive gloves



## Let's sing

How much is that doggie  
in the window?

How much is that doggie in the window?  
The one with the waggity tail.  
With his tail so short and his ears so long,  
I do hope that doggie's for sale.





# Story time



# Recycle 2

Read aloud.  2



FINISH THE STORY!

Can you act it out?



Listen and tick (✓). 



Read, write and say.

1. water

2. table

3. fork

4. car

card/for/sister

farmer/horse/\_\_\_\_\_

bird/tall/horse

girl/ball/\_\_\_\_\_







Bob/uncle/hamburger

Tom/\_\_\_\_\_/teacher



dinner/homework/far

tiger/world/\_\_\_\_\_

Read, write and say.


 <p>It's my scarf. It's mine.</p>	 <p>It's your sweater. It's yours.</p>
 <p>Is this your pencil?</p> <p>Yes, it's _____.</p>	 <p>That's my coat.</p> <p>Yes, it's _____ coat. Here you are.</p>
 <p>Are these yours?</p> <p>Yes, they're _____ shoes. Thanks.</p>	 <p>Are these _____?</p> <p>No, they aren't. Mine are black.</p>

Read and number.

<p><input type="checkbox"/> Yes. Do you have any oranges?</p> <p><input type="checkbox"/> They're nice. How much?</p> <p><input type="checkbox"/> Oh! No, thank you. That's expensive.</p> <p><input checked="" type="checkbox"/> 1 Can I help you?</p> <p><input type="checkbox"/> Yes, of course. How about these?</p> <p><input type="checkbox"/> Ten yuan for four.</p>	
<p><input type="checkbox"/> They're apples.</p> <p><input type="checkbox"/> The apples are one yuan for four.</p> <p><input type="checkbox"/> That's fine. I'll take eight.</p> <p><input checked="" type="checkbox"/> 1 What are these?</p> <p><input type="checkbox"/> How much are the apples?</p>	

Listen and check. 



Read and tick (✓) or cross (×). 

Grandpa,

Thank you for the hat. It is sunny here. I wear it every day.



I don't like the city. The food here is very expensive! The food in the country is nice and cheap.



How is my dog? He is so friendly and cute.



I miss the ducks, too. How many baby ducks are there on the farm now?

Please write soon!

Love,  
Wang Ke



1. It is cloudy in the city. ( )
2. Wang Ke has a new hat. ( )
3. The food in the city is expensive. ( )
4. There are ducks on the farm. ( )



## Words in each unit

### 单元词汇表

(注: 黑体词要求学生能够听、说、认读; 白体词只作听、说要求。)

#### Unit 1

<b>first</b> /fɜ:st/ <b>floor</b> 一楼	p.5
<b>second</b> /'sekənd/ <b>floor</b> 二楼	p.5
<b>teachers' office</b> /'ɒfɪs/ 教师办公室	p.5
<b>library</b> /'laɪbrəri/ 图书馆	p.5
<b>playground</b> /'pleɪgraʊnd/ 操场	p.8
<b>computer</b> /kəm'pjʊ:tə(r)/ <b>room</b> 计算机房	p.8
<b>art</b> /ɑ:t/ <b>room</b> 美术教室	p.8
<b>music</b> /'mju:zɪk/ <b>room</b> 音乐教室	p.8
<b>next to</b> /'nekst tu; 'nekst tə/ 紧邻; 在……近旁	p.4
<b>homework</b> /'həʊmwɜ:k/ 作业	p.4
<b>class</b> /kla:s/ 班; 班级	p.7
<b>forty</b> /'fɔ:ti/ 四十	p.7
<b>way</b> /wei/ 方向	p.7

#### Unit 2

<b>breakfast</b> /'brekfəst/ 早餐; 早饭	p.15
<b>English class</b> 英语课	p.15
<b>lunch</b> /lʌntʃ/ 午餐; 午饭	p.15
<b>music class</b> 音乐课	p.15
<b>PE</b> /,pi: 'i:/ <b>class</b> 体育课	p.15
<b>dinner</b> /'dɪnə(r)/ (中午或晚上吃的) 正餐	p.15
<b>get up</b> /'get ʌp/ 起床	p.18
<b>go</b> /gəʊ/ <b>to school</b> 去上学	p.18
<b>go home</b> /həʊm/ 回家	p.18

<b>go to bed</b> 上床睡觉	p.18
<b>over</b> /'əʊvə(r)/ 结束	p.14
<b>now</b> /naʊ/ 现在; 目前	p.14
<b>o'clock</b> /ə'klɒk/ (表示整点) ……点钟	p.14
<b>kid</b> /kɪd/ 小孩	p.14
<b>thirty</b> /'θɜ:ti/ 三十	p.17
<b>hurry</b> /'hʌri/ <b>up</b> 快点	p.17
<b>come</b> /kʌm/ <b>on</b> 快; 加油	p.19
<b>just</b> /dʒʌst/ <b>a minute</b> /'mɪnɪt/ 稍等一会儿	p.19

#### Unit 3

<b>cold</b> /kəʊld/ 寒冷的; 冷的	p.25
<b>cool</b> /ku:l/ 凉的; 凉爽的	p.25
<b>warm</b> /wɔ:m/ 温暖的; 暖和的	p.25
<b>hot</b> /hɒt/ 热的; 烫的	p.25
<b>sunny</b> /'sʌni/ 阳光充足的	p.28
<b>windy</b> /'wɪndi/ 多风的; 风大的	p.28
<b>cloudy</b> /'klaʊdi/ 阴天的; 多云的	p.28
<b>snowy</b> /'snəʊi/ 下雪(多)的	p.28
<b>rainy</b> /'reɪni/ 阴雨的; 多雨的	p.28
<b>outside</b> /,aʊt'saɪd/ 在户外	p.24
<b>be careful</b> /'keəfl/ 小心	p.24
<b>weather</b> /'weðə(r)/ 天气	p.25
<b>New York</b> /jə:k/ 纽约	p.27
<b>how about ...</b> /'həʊ ə'baʊt/ ……怎么样? ……情况如何?	p.27
<b>degree</b> /di'ɡri:/ 度; 度数	p.27

- world /wɜ:lɪd/ 世界 p.28
- London /'lʌndən/ 伦敦 p.28
- Moscow /'mɒskəʊ/ 莫斯科 p.28
- Singapore /,sɪŋə'pɔ:(r)/ 新加坡(市) p.28
- Sydney /'sɪdni/ 悉尼 p.28
- fly /flaɪ/ 放(风筝等) p.29
- love /lʌv/ (写信结尾的热情问候语)  
爱你的 p.29
- ### Unit 4
- tomato /tə'mɑ:təʊ/ 西红柿 p.39
- potato /pə'teɪtəʊ/ 马铃薯; 土豆 p.39
- green beans /bi:nz/ 豆角; 四季豆 p.39
- carrot /'kærət/ 胡萝卜 p.39
- horse /hɔ:s/ 马 p.42
- cow /kaʊ/ 母牛; 奶牛 p.42
- sheep /ʃi:p/ 羊; 绵羊 p.42
- hen /hen/ 母鸡 p.42
- these /ði:z/ (this 的复数形式)  
这些 p.38
- yum /jʌm/ (表示味道或气味非常好) p.38
- animal /'æniml/ 兽; 动物 p.41
- those /ðəʊz/ (that 的复数形式)  
那些 p.41
- garden /'gɑ:dn/ 花园; 菜园 p.43
- farm /fɑ:m/ 农场 p.43
- goat /gəʊt/ 山羊 p.43
- eat /i:t/ 吃 p.43
- ### Unit 5
- clothes /kləʊðz/ 衣服; 服装 p.49
- pants /pænts/ 裤子 p.49
- hat /hæt/ (常指带檐的) 帽子 p.49
- dress /dres/ 连衣裙 p.49
- skirt /skɜ:t/ 女裙 p.49
- coat /kaʊt/ 外衣; 大衣 p.52
- sweater /'swetə(r)/ 毛衣 p.52
- sock /sɒk/ 短袜 p.52
- shorts /ʃɔ:ts/ 短裤 p.52
- jacket /'dʒækɪt/ 夹克衫 p.52
- shirt /ʃɜ:t/ (尤指男士) 衬衫 p.52
- yours /jɔ:z/ 你的; 你们的 p.48
- whose /hu:z/ 谁的 p.51
- mine /maɪn/ 我的 p.51
- pack /pæk/ 收拾(行李) p.53
- wait /weɪt/ 等待 p.53
- ### Unit 6
- glove /glʌv/ (分手指的) 手套 p.59
- scarf /ska:f/ 围巾; 披巾 p.59
- umbrella /ʌm'brelə/ 伞; 雨伞 p.59
- sunglasses /'sʌŋglɑ:sɪz/ 太阳镜 p.59
- pretty /'prɪti/ 美观的; 精致的 p.62
- expensive /ɪk'spensɪv/ 昂贵的;  
花钱多的 p.62
- cheap /tʃi:p/ 花钱少的; 便宜的 p.62
- nice /naɪs/ 好的 p.62
- try on 试穿 p.58
- size /saɪz/ 尺码; 号 p.58
- of course /əv 'kɔ:s/ 当然 p.58
- too /tu:/ 太; 过于 p.58
- just /dʒʌst/ 正好; 恰好 p.58
- how much 多少钱 p.61
- eighty /'eɪti/ 八十 p.61
- dollar /'dɒlə(r)/ 元  
(美国、加拿大等国的货币单位) p.61
- sale /seɪl/ 特价销售; 大减价 p.63
- more /mɔ:(r)/ 更多的 p.63
- us /əs; ʌs/ 我们 p.63



# Vocabulary

## 词汇表

(注: 黑体词要求学生能够听、说、认读; 白体词只作听、说要求。)

### A

**animal** /'æniml/ 兽; 动物 p.41  
**art** /ɑ:t/ **room** 美术教室 p.8

### B

**be careful** /'keəfl/ 小心 p.24  
**breakfast** /'brekfəst/ 早餐; 早饭 p.15

### C

**carrot** /'kærət/ 胡萝卜 p.39  
**cheap** /tʃi:p/ 花钱少的; 便宜的 p.62  
**class** /kla:s/ 班; 班级 p.7  
**clothes** /klaʊðz/ 衣服; 服装 p.49  
**cloudy** /'klaʊdi/ 阴天的; 多云的 p.28  
**coat** /kəʊt/ 外衣; 大衣 p.52  
**cold** /kəʊld/ 寒冷的; 冷的 p.25  
**come** /kʌm/ **on** 快; 加油 p.19  
**computer** /kəm'pjʊ:tə(r)/ **room**  
计算机房 p.8  
**cool** /ku:l/ 凉的; 凉爽的 p.25  
**cow** /kau/ 母牛; 奶牛 p.42

### D

**degree** /di'gri:/ 度; 度数 p.27  
**dinner** /'dinə(r)/ (中午或晚上吃的) 正餐 p.15  
**dollar** /'dɒlə(r)/ 元  
(美国、加拿大等国的货币单位) p.61  
**dress** /dres/ 连衣裙 p.49

### E

**eat** /i:t/ 吃 p.43  
**eighty** /'eiti/ 八十 p.61  
**English class** 英语课 p.15  
**expensive** /ɪk'spensɪv/ 昂贵的;  
花钱多的 p.62

### F

**farm** /fɑ:m/ 农场 p.43  
**first** /fɜ:st/ **floor** 一楼 p.5  
**fly** /flaɪ/ 放(风筝等) p.29  
**forty** /'fɔ:ti/ 四十 p.7

### G

**garden** /'gɑ:dn/ 花园; 菜园 p.43  
**get up** /'get ʌp/ 起床 p.18  
**glove** /glʌv/ (分手指的) 手套 p.59  
**go** /gəʊ/ **to school** 去上学 p.18  
**go home** /həʊm/ 回家 p.18  
**go to bed** 上床睡觉 p.18  
**goat** /gəʊt/ 山羊 p.43  
**green beans** /bi:nz/ 豆角; 四季豆 p.39

### H

**hat** /hæt/ (常指带檐的) 帽子 p.49  
**hen** /hen/ 母鸡 p.42  
**homework** /'həʊmwɜ:k/ 作业 p.4  
**horse** /hɔ:s/ 马 p.42  
**hot** /hɒt/ 热的; 烫的 p.25

- how about ... /'haʊ ə'baʊt/  
……怎么样? ……情况如何? p.27
- how much 多少钱 p.61
- hurry /'hʌri/ up 快点 p.17
- J**
- jacket** /'dʒækɪt/ 夹克衫 p.52
- just** /dʒʌst/ a minute /'mɪnɪt/  
稍等一会儿 p.19
- just** /dʒʌst/ 正好; 恰好 p.58
- K**
- kid** /kɪd/ 小孩 p.14
- L**
- library** /'laɪbrəri/ 图书馆 p.5
- London** /'lʌndən/ 伦敦 p.28
- love** /lʌv/ (写信结尾的热情问候语)  
爱你的 p.29
- lunch** /lʌntʃ/ 午餐; 午饭 p.15
- M**
- mine** /maɪn/ 我的 p.51
- more** /mɔ:(r)/ 更多的 p.63
- Moscow** /'mɒskəʊ/ 莫斯科 p.28
- music** /'mju:zɪk/ **room** 音乐教室 p.8
- music class** 音乐课 p.15
- N**
- New York** /'nju:k/ 纽约 p.27
- next to** /'nekst tu; 'nekst tə/  
紧邻; 在……近旁 p.4
- nice** /naɪs/ 好的 p.62
- now** /naʊ/ 现在; 目前 p.14
- O**
- o'clock** /ə'klɒk/ (表示整点)  
……点钟 p.14
- of course** /əv 'kɔ:s/ 当然 p.58
- outside** /,aʊt'saɪd/ 在户外 p.24
- over** /'əʊvə(r)/ 结束 p.14
- P**
- pack** /pæk/ 收拾(行李) p.53
- pants** /pænts/ 裤子 p.49
- PE** /,pi: 'i:/ **class** 体育课 p.15
- playground** /'pleɪgraʊnd/ 操场 p.8
- potato** /pə'tetəʊ/ 马铃薯; 土豆 p.39
- pretty** /'prɪti/ 美观的; 精致的 p.62
- R**
- rainy** /'reɪni/ 阴雨的; 多雨的 p.28
- S**
- sale** /seɪl/ 特价销售; 大减价 p.63
- scarf** /skɑ:f/ 围巾; 披巾 p.59
- second** /'sekənd/ **floor** 二楼 p.5
- sheep** /ʃi:p/ 羊; 绵羊 p.42
- shirt** /ʃɜ:t/ (尤指男士) 衬衫 p.52
- shorts** /ʃɔ:ts/ 短裤 p.52
- Singapore** /,sɪŋə'pɔ:(r)/ 新加坡(市) p.28
- size** /saɪz/ 尺码; 号 p.58
- skirt** /skɜ:t/ 女裙 p.49
- snowy** /'snəʊi/ 下雪(多)的 p.28
- sock** /sɒk/ 短袜 p.52
- sunglasses** /'sʌŋglɑ:sɪz/ 太阳镜 p.59
- sunny** /'sʌni/ 阳光充足的 p.28
- sweater** /'swetə(r)/ 毛衣 p.52
- Sydney** /'sɪdni/ 悉尼 p.28

## Appendix 2

### T

**teachers' office** /'ɒfɪs/

教师办公室

p.5

**these** /ði:z/ ( **this** 的复数形式 )

这些

p.38

**thirty** /'θɜ:ti/ 三十

p.17

**those** /ðəʊz/ ( **that** 的复数形式 )

那些

p.41

**tomato** /tə'mɑ:təʊ/ 西红柿

p.39

**too** /tu:/ 太; 过于

p.58

**try on** 试穿

p.58

### U

**umbrella** /ʌm'brelə/ 伞; 雨伞

p.59

**us** /əs; ʌs/ 我们

p.63

### W

**wait** /weɪt/ 等待

p.53

**warm** /wɔ:m/ 温暖的; 暖和的

p.25

**way** /wei/ 方向

p.7

**weather** /'weðə(r)/ 天气

p.25

**whose** /hu:z/ 谁的

p.51

**windy** /'windi/ 多风的; 风大的

p.28

**world** /wɜ:ld/ 世界

p.28

### Y

**yours** /jɔ:z/ 你的; 你们的

p.48

**yum** /jʌm/ (表示味道或气味非常好)

p.38





## Useful expressions

### 常用表达法

#### Unit 1

**Where's the teachers' office?**

教师办公室在哪里? p.4

**It's on the second floor.**

它在二楼。 p.4

**Is this the teachers' office?**

这是教师办公室吗? p.4

**No, it isn't. The teachers' office is next to the library.**

不, 不是。教师办公室挨着图书馆。 p.4

**Is that the computer room?**

那是计算机房吗? p.7

**Do you have a library?**

你们(学校)有图书馆吗? p.7

**Yes, we do.**

是的, 有。 p.7

#### Unit 2

**What time is it?**

几点了? p.14

**It's 6 o'clock. It's time for dinner.**

六点了。该吃晚饭了。 p.14

**Time to go home, kids.**

该回家了, 孩子们。 p.14

**It's time to get up.**

该起床了。 p.17

#### Unit 3

**Can I go outside now?**

现在我能出去吗? p.24

**It's cold outside.**

外面冷。 p.24

**Yes, you can. / No, you can't.**

可以。/ 不行。 p.24

**What's the weather like in**

**New York?**

纽约天气怎么样? p.27

**It's rainy.**

是下雨天。 p.27

**Is it cold?**

天冷吗? p.27

**No, it isn't.**

不, 不冷。 p.27

**It's 26 degrees.**

是26度。 p.27

#### Unit 4

**Are these carrots?**

## Appendix 3

这些是胡萝卜吗?

**Yes, they are.**

是的。

**What are these?**

这些是什么?

**They're tomatoes.**

它们是西红柿。

**What are those?**

那些是什么?

**They're horses.**

它们是马。

**Are they hens?**

它们是母鸡吗?

**No, they aren't.**

**They're ducks.**

不,不是。它们是鸭子。

### Unit 5

**Are these yours?**

这(双鞋)是你的吗?

**No, they aren't.**

不,不是。

**They're Chen Jie's.**

它们是陈杰的。

**Is this John's?**

这是约翰的吗?

**No, it isn't. It's Mike's.**

不是。它是迈克的。

**Whose coat is this?**

这是谁的外套?

p.38 **It's mine.**

它是我的。

p.38 **Whose pants are those?**

那条裤子是谁的?

p.38 **They are your father's.**

它们是你爸爸的。

p.38

### Unit 6

**Can I help you?**

p.41 我能为您做些什么?

**Yes. These shoes are nice.**

p.41 是的。这双鞋不错。

**Can I try them on?**

**Size 6, please.**

p.41 我能试试吗?请给我拿6号的。

**They're too small.**

它们太小了。

**How do you like this skirt?**

这条短裙你觉得怎么样?

**It's very pretty.**

p.48 它很漂亮。

**How much is this skirt?**

这条短裙多少钱?

**It's \$89.**

p.48 它89美元。

p.48

p.48

p.51

p.51

p.51

p.51

p.58

p.58

p.58

p.58

p.61

p.61

p.61

p.61





# 后 记

本册教科书是人民教育出版社课程教材研究所英语课程教材研究开发中心依据教育部《义务教育英语课程标准》（2011年版）与加拿大灵通教育有限公司（Lingo Learning Inc.）合作编写的，经国家基础教育课程教材专家工作委员会2013年审查通过。

本册教科书集中反映了基础教育教科书研究与实验的成果，凝聚了参与课改实验的教育专家、学科专家、教研人员以及一线教师的集体智慧。我们感谢所有对教科书的编写、出版提供过帮助与支持的同仁和社会各界朋友，以及整体设计艺术指导吕敬人等。特别感谢原教材主要编写人员龚亚夫、吴悦心、徐永红、李红燕、朱伟明、李剑春、杜志娴、David Booth, Larry Swartz, Jack Booth, Sandra Purchase, Suzanne Robare 等。

本册教科书出版之前，我们通过多种渠道与教科书选用作品（包括照片、画作）的作者进行了联系，得到了他们的大力支持。对此，我们表示衷心的感谢！但仍有部分作者未能取得联系，恳请入选作品的作者与我们联系，以便支付稿酬。

我们真诚地希望广大教师、学生及家长在使用本册教科书的过程中提出宝贵意见，并将这些意见和建议及时反馈给我们。让我们携起手来，共同完成义务教育教材建设工作！

联系方式

电 话：010-58758286 010-58758285

电子邮箱：jck@pep.com.cn

人民教育出版社 课程教材研究所  
英语课程教材研究开发中心

2013年5月