



教育部审定

2012

义务教育教科书

# 英语

(三年级起点)

## 三年级

## 上册



人民教育出版社

义务教育教科书

# 英语

(精通)

(三年级起点)

## 三年级

### 上册

(中 国)人民教育出版社 课程教材研究所  
英语课程教材研究开发中心 编著  
(新加坡)泛太平洋教育出版有限公司

人教版®

人民教育出版社

·北京·

Copyright © 2012 by People's Education Press Ltd. and Pan Pacific Educational Press Ltd.  
No part of this publication may be reproduced or transmitted in any form or by any means,  
without permission in writing from the publisher.

版权共有，未经出版社书面同意，任何人不得以任何形式或方式复制或转换本作品的任何部分。

主 编：郝建平 Chailee Dodds

副 主 编：李静纯 陈 力

主要编写人员：郝建平 李静纯 Heather Jones Chailee Dodds

陈 力 刘 岩 吴悦心 杜志娴

责任编辑：熊金霞

美术编辑：Joyce Lee

封面设计：吕旻 何安冉

版面设计：新加坡泛太平洋教育出版有限公司

插 图：何安冉（封面） Matthew Cole 严峥

义务教育教科书 英语（三年级起点） 三年级 上册

（中 国）人民教育出版社 课程教材研究所

英语课程教材研究开发中心 编著

（新加坡）泛太平洋教育出版有限公司

出 版 人民教育出版社

（北京市海淀区中关村南大街17号院1号楼 邮编：100081）

网 址 <http://www.pep.com.cn>

重 印 × × × 出版社

发 行 × × × 新华书店

印 刷 × × × 印刷厂

版 次 2012年6月第1版

印 次 年 月第 次印刷

开 本 787毫米×1092毫米 1/16

印 张 6

字 数 120千字

印 数 册

书 号 ISBN 978-7-107-24495-7

定 价 元

版权所有·未经许可不得采用任何方式擅自复制或使本产品任何部分·违者必究

如发现内容质量问题，请登录中小学教材意见反馈平台：[jcyjfk.pep.com.cn](http://jcyjfk.pep.com.cn)

如发现印、装质量问题，影响阅读，请与×××联系调换。电话：×××-××××××××

# 致同学



亲爱的同学们：

你们好！从这个学期开始，你们就要学习英语啦！

翻开这本书，你们将结识几位新朋友，他们是 Peter, Li Yan, Kate, Yang Ming, Lisa 和 Gao Wei, 还有活泼可爱、聪明伶俐的小猫咪 Cat 和灵敏好动、滑稽淘气的小猴子 Monkey。你们将和这些朋友一起，在真实的生活情景中，在快乐有趣的活动中，学会运用英语做有益的事情。

成长中的你们，需要在好学、乐学、勤学的状态中感知英语、接受英语、使用英语，从而掌握英语。听对话，做表演，感知英语；唱歌曲，诵歌谣，巩固语音、语调和语句；手拉手，做事情，你们在共同行动的体验中与伙伴相互激励，分享小组学习的快乐；动脑筋，想问题，你们在独立思考的努力中，接受挑战，克服困难，体验成功，提高自主学习的能力。

这本书有六个单元，我们为大家精选了六个主要的话题：介绍新朋友（人物和小动物），识别文具，指认身体部位，展示玩具，介绍颜色和谈论饮食。这些内容最贴近你们平常的生活。你们可以通过会话交流、操练词汇、说唱玩演和真实任务等丰富多彩的课堂活动，循环巩固，稳步前进。每个单元最后一课，安排的是一个趣味小故事（Fun story），同学们可以通过听、读、表演 Cat 和 Monkey 的幽默小故事，巩固和运用这个单元所学的知识。

为巩固学习效果，在本册书的中间和最后各安排了一个综合复习活动：快乐时光（Fun time），目的是激励大家积极运用所学过的知识，在主动做事的激情中，在灵活运用的愉悦中，达到复习和拓展的效果。

学英语是学语言，也是学文化。本册书的两个文化桥（Cultural link），可以帮助你们通过简单的英语和直观的图画，了解不同国家的代表性动物和食品等文化常识。

为帮助你们更顺利地学好英语，我们特意准备了与学生用书同步学习的活动手册、学生卡片、录音磁带等，你们可以根据自己的需要选用。

愿这本书伴随同学们在这个学期的快乐学习中茁壮成长！



编者  
2012年5月





# Contents



<b>Unit 1</b>	<b>Hello! I'm Monkey.</b>	<b>2</b>
<b>Unit 2</b>	<b>This is my pencil.</b>	<b>14</b>
<b>Unit 3</b>	<b>Look at my nose.</b>	<b>26</b>
<b>Fun Time 1</b>		<b>38</b>
<b>Unit 4</b>	<b>I have a ball.</b>	<b>44</b>
<b>Unit 5</b>	<b>What colour is it?</b>	<b>56</b>
<b>Unit 6</b>	<b>I like hamburgers.</b>	<b>68</b>
<b>Fun Time 2</b>		<b>80</b>
<b>Words in each unit</b>		<b>86</b>
<b>Vocabulary</b>		<b>90</b>

WELCOME



# TO ENGLISH





## Lesson 1



### Just talk



Hello!

Hi!

Hello! I'm Kate.

Hi! I'm Gao Wei.





## Just learn



## Let's sing

1 = C  $\frac{2}{4}$

### Hello!

3 5		3 1		3 5		3 1	
Hel - lo!		Hel - lo!		Hel - lo!		Hel - lo!	
<u>3 3</u> <u>5 5</u>		<u>6 6</u> <u>5 5</u>		<u>3 3</u> <u>5 5</u>		<u>6 6</u> <u>5 5</u>	
I am <b>Gao Wei</b> .		I am <b>Kate</b> .		I am <b>Gao Wei</b> .		I am <b>Kate</b> .	
<u>1</u> 5.		<u>1</u> 5.		<u>3</u> 5.		<u>3</u> 1.	
Hel-lo!		Hel-lo!		Hel - lo!		Hel - lo!	
<u>3 5</u> <u>3 1</u>		<u>3 5</u> <u>3 1</u>		5 <u>1</u>		<u>1</u> -	
Hello, <b>Gao Wei</b> !		Hello, <b>Kate</b> !		Hel - lo!			





# Lesson 2



## Just talk



Hello! I'm Li Yan.  
What's your name?

My name's Peter.



Goodbye!

Bye!





## Just learn

Hello! What's your name?



dog

My name's Duck.



duck



## Let's sing

1 = D  $\frac{2}{4}$

### What's your name?

<u>5</u> · <u>6</u>	<u>5</u> <u>4</u>		<u>3</u> <u>4</u>	<u>5</u>		<u>2</u> <u>3</u>	<u>4</u>	
Hello!	Hello!		What's your name?			What's your name?		
<u>3</u> <u>4</u>	<u>5</u>		<u>5</u> · <u>6</u>	<u>5</u> <u>4</u>		<u>3</u> <u>4</u>	<u>5</u>	
What's your name?			Hello!	Hello!		What's your name?		
<u>2</u>	<u>5</u> · <u>5</u>		<u>3</u> 1 ·					
My	name is		<b>Peter.</b>					





# Lesson 3



## Just talk

Good morning,  
boys and girls!

Good morning, Miss Liu!



Morning!



Morning!





## Just learn

Good morning,  
Bear!



panda

Good morning,  
Panda!



bear



## Let's sing

1 = D  $\frac{3}{4}$

### Good morning!

5 3 1 |  
Good mor - ning.

5 3 1 |  
Good mor - ning.

5 6 4  
Good mor - ning,

6 5 - |  
Miss **Liu**.

5 3 1 |  
Good mor - ning.

5 3 1  
Good mor - ning.

3 4 3 |  
Good mor - ning,

2 2 1 - ||  
**boys and girls.**






# Lesson 4



## Just talk






## Just learn

Good afternoon,  
Rabbit!

Good afternoon,  
Pig!



pig

rabbit



## Let's chant



Pig, pig, rabbit!



Bear, bear, panda!



Duck, duck, dog!



Cat, cat, monkey!





# Lesson 5



## Just talk

Good evening!



Good evening!



Good evening, Dad!

Good night, Lisa!




Good night,  
Mum and Dad!







## Just learn



## Let's act



Act like a monkey!



Act like a dog!



Act like a cat!



Act like a rabbit!



Act like a bird!



Act like a duck!



# Lesson 6




## Revision



### Fun story



Read and act.





## Let's check

Listen and number.



## Let's think

Look and say.

New York



Beijing



# WHY?



Just talk 



Glad to meet you.

Hi, Li Yan. This is Kate.

Glad to meet you, too.



Just learn 



book






bag



Let's sing and play 

1 = F  $\frac{2}{4}$

Here we go.

<u>1</u> . <u>1</u>	<u>1</u> <u>1</u> <u>3</u>	<u>5</u> . <u>3</u>	1		
Here we	go round the	books and	bags,		
<u>2</u> . <u>2</u>	2		<u>7</u> . <u>6</u>	5	
books and	bags,	books and	bags.		
1 . 1	<u>1</u> <u>1</u> <u>3</u>	<u>5</u> . <u>3</u>	<u>1</u> . <u>1</u>		
Here we	go round the	books and	bags, so		
<u>2</u> . <u>2</u>	<u>5</u> <u>6</u> <u>7</u>	1	1		
ear - ly	in the	mor -	ning.		





# Lesson 8



Just talk 




Nice to meet you.

Hello, Peter!  
This is Gao Wei.

Nice to meet  
you, too.



Just learn 



pen



pencil



Let's do

Show me your pencil!





# Lesson 9



## Just talk



Good morning, boys and girls! This is Lisa.

Good morning!


Welcome!

Welcome!





Just learn 



pencil-box



ruler



Let's do 



Open your pencil-box.



Take out your ruler.



Show me your pencil.



Point at your pen.



# Lesson 10



## Just talk


Hi, Kate!  
This is my eraser.

Hi, Peter.  
This is my sharpener.





Just learn 



eraser



sharpener



Let's sing 

1 = D  $\frac{2}{4}$

This is my eraser.

<u>1</u> <u>1</u>	<u>1</u> <u>3</u>		<u>5</u> <u>3</u>	1		<u>2</u> <u>2</u>	2	
This is	my		e -	raser.		This is	my	
<u>7</u> <u>6</u>	5		<u>1</u> <u>1</u>	<u>1</u> <u>3</u>		<u>5</u> <u>3</u>	①	
sharpener.			This is	my		e -	raser.	
<u>2</u> <u>2</u>	5		1	-				
Here	you		are!					





# Lesson 11



## Just talk

Hi, Li Yan!  
This is my glue.

Look, Kate!  
This is my marker.

Wow! It's nice!



Just learn 



glue



marker



Let's play



This is my marker.

This is my glue.





# Lesson 12




## Revision



### Fun story



#### Read and act.





# Let's check



Listen and number.



# Let's think

Look, circle and say.

Find the same one.



A



B



C



This is my ruler.  
This is my ...



This is my pencil.  
This is my ...

D



E



F





## Lesson 13



### Just talk



Hello!  
Look at my nose.

Hi!  
Look at my eye.

Wow! It's big!

Oh! It's small!





Just learn 



nose



eye



Let's chant and do 

Nose, nose.  
Touch your nose.



Nose, nose.  
Touch my nose.



Eye, eye.  
Touch your eye.



Eye, eye.  
Touch my eye.





# Lesson 14



## Just talk



Hello!  
How are you?

Look at  
my face!

Fine, thank you.

Oh, he has a  
big face.





Just learn 



face




mouth



Let's play

Draw a face, a nose,  
two eyes and a mouth.





# Lesson 15



Just talk 

Hello, Li Yan!  
How are you?

Good! And you?

I'm fine.  
Thanks!



Just learn 



head



ear



Let's sing 

1 = F  $\frac{2}{4}$

Hello! How are you?

<u>1 1</u>	<u>2 2</u>		<u>3 3</u>	<u>3 2</u>		<u>3 3</u>	<u>2 1</u>	
Hello!	Hello!		Hello!	Hello!		Hello!	Hello!	
<u>2 3</u>	2		<u>1 1</u>	<u>2 2</u>		<u>3 3</u>	<u>3 2</u>	
How are	you?		Hello!	Hello!		Hello!	Hello!	
<u>3 3</u>	<u>2 1</u>		<u>2 3</u>	2		<u>5 5</u>	<u>4 3</u>	
Hello!	Hello!		How are	you?		I am	fine.	
<u>4 4</u>	<u>3 2</u>		<u>3 3</u>	<u>2 1</u>		<u>2 3</u>	<u>2</u>	
I am	fine.		Thank you.	Thank you.		I am	fine.	
<u>5 5</u>	<u>4 3</u>		<u>4 4</u>	<u>3 2</u>		<u>3 3</u>	<u>2 1</u>	
I am	fine.		I am	fine.		Thank you.	Thank you.	
<u>2 3</u>	1							
I am	fine.							



# Lesson 16



## Just talk

Good morning, Peter.  
How are you?

Not very well.

Look at my arm!

Oh, I'm sorry!



Just learn 



neck



arm



hand



Let's do 



Nod your head.



Open your mouth.



Close your eyes.



Touch your neck.



Clap your hands.



Wave your arm.



# Lesson 17




## Just talk



How are you, Gao Wei?

Not so well.  
Look at my leg!



Oh no! I'm sorry!







## Just learn



leg



knee



foot



## Let's sing

1 = A  $\frac{4}{4}$  **Head, shoulders, knees and toes**

5 —	<u>6</u>	<u>5</u>	<u>4</u>	<u>5</u>		3	<u>5</u>	<u>5</u>	5 —	
Head, shoulders, knees and					toes, knees and toes.					



5 —	<u>6</u>	<u>5</u>	<u>4</u>	<u>5</u>		2	<u>5</u>	<u>5</u>	<u>5 4</u>	<u>3 2</u>	
Head, shoulders, knees and					toes, knees and toes.						

1	3	5	<u>1</u>		<u>2</u>	<u>1</u>	6 —	
Eyes and ears and mouth and				nose.				



7 —	<u>7</u>	<u>5</u>	<u>6</u>	<u>7</u>		<u>1</u>	<u>1</u>	<u>1</u>	<u>1</u>	—	
Head, shoulders, knees and					toes, knees and toes.						





# Lesson 18




## Revision



### Fun story

Read and act.





## Let's check

Listen and number.



## Let's think

Look and say.

Look at the hand.



Look at the head.



# Fun Time 1

## Recycle 1



### Let's do

Touch your nose.

My nose.



### Let's talk

② Glad to meet you.

① Hi, I'm Li Yan.  
This is Zhou Pei.

③ Nice to meet you.

⑤ Fine. Thank you.

④ How are you?

① This is Liu Ming.

② Welcome to our group.

③ Thank you.





## Let's play

I'm a cat. We are friends.

Find your friends!




## Let's make and talk



1. Draw a bird.
2. Colour it.
3. Cut it out.
4. Stick it to some tape.
5. Stick it to your hand and say:

Look at my bird!

Look! This is my cat.





Let's play

This is my pencil.

This is my sharpener.



This is my bear.



This is my pig.



Let's chant



This is Little Duck.  
Quack, quack, quack!



This is Little Dog.  
Woof, woof, woof!





# Let's play



This is a pen.





## Project

Let's make and say.



## Presentation

Let's show and say.







## A sample project

Let's make and introduce.



Hi! I'm Lisa.  
This is my pen,  
my ruler ...



## Cultural link





Look, Kate.  
I have a doll.

Wow! How nice!  
Look! I have a ball.

Oh, it's big.



Just learn 



doll



ball



Let's sing 

1 = D  $\frac{2}{4}$

I have a nice doll.

<u>3.</u> <u>2</u>	<u>1</u> <u>2</u>		<u>3</u> <u>3</u>	<u>3</u>		<u>2</u> <u>2</u>	<u>2</u>		<u>3</u> <u>5</u>	<u>5</u>	
I	have	a	nice	doll,	nice	doll,	nice	doll.			
Peter	has	a	big	ball,	big	ball,	big	ball.			

<u>3.</u> <u>2</u>	<u>1</u> <u>2</u>		<u>3</u> <u>3</u>	<u>3</u>		<u>2.</u> <u>2</u>	<u>3</u> <u>2</u>		1 -	
I	have	a	nice	doll,	and	I	love	it	so.	
Peter	has	a	big	ball,	and	he	loves	it	so.	





# Lesson 20



Just talk 



Hi, Peter. I have a balloon.

Wow! How big! Look! I have a kite.

Cool!



Just learn 




kite

balloon



Let's chant 



Fly, fly, fly my balloon.  
Fly, fly, fly my kite.  
Fly, fly, fly very high.  
Up, up, up to the sky.



# Lesson 21



## Just talk

Lisa, Lisa!  
I have a new car.

Really?

Yes. Look here!

Wow!  
It's super!





Just learn 



car



bus



Let's play





# Lesson 22



## Just talk

Hi, Yang Ming!  
I have a new bike.

Really? Can I see it?

Sure!





## Just learn



bike



taxi



train



## Let's chant



I have a new bike.  
Nice, nice, nice!

I have a new taxi.  
Cool, cool, cool!

I have a new train.  
Super, super, super!





# Lesson 23



## Just talk

Look!  
I have a plane.



Can I see it?



Sure! Here you are.

Thank you!



You're welcome.





Just learn 



ship



plane



boat



Let's play

Show me your plane.

You're out!

Plane!

?

Plane!

Plane!



# Lesson 24



## Revision



### Fun story



Read and act.



Look! It's Santa!

Hello! Merry Christmas!



Merry Christmas!

Here you are.

You're welcome.



Thank you!



Look, Kate. I have a plane.

Cool! I have a doll.

I have a kite, a ball, a car, a plane ...



Wow! Really?

Super! Can I see it?



Bye!

Goodbye!



## Let's check

Listen and number.



## Let's think

Fill in the right words.

	face	eye	nose
plane		car	ship
arm	hand		foot
taxi	bike	boat	



1 train

2 head

3 bus

4 leg



## Lesson 25



### Just talk



Hi, Li Yan. I have a new pencil.



What colour is it?



Look!  
Red and blue.



Oh, how nice!





Just learn 



red



blue



Let's play

I have a  
new ruler.



What colour  
is it?



Guess.



No!

Red?



Look, it's blue.



Oh, how nice.





# Lesson 26



## Just talk

Hi, Gao Wei. I have a new bus.

Really! What colour is it?

Guess.

No!  
No, no!  
No, no, no!

Red?  
Blue?  
Green?



Yellow?

Yes!







Just learn 



yellow



green



Let's sing 

1 = F  $\frac{6}{8}$

Who is wearing green today?

1	<u>1</u>	1	<u>3</u>		5	<u>3</u>	1.		2	<u>2</u>	2.		
Who	is	wear-ing	<b>green</b>	to - day?	<b>Green</b>	to - day?			<b>Green</b>	to - day?			
7	<u>6</u>	5.		1	<u>1</u>	1	<u>3</u>		5	<u>3</u>	1	<u>1</u>	
<b>Green</b>	to - day?	Who	is	wear-ing	<b>green</b>	to-day?	Who's						
2	<u>2</u>	<u>5</u>	<u>6</u>	<u>7</u>		1.	1	<u>0</u>					
wear-ing	<b>green</b>	to	-	day?									





# Lesson 27



## Just talk



Hello! I have a big balloon.

Wow! Cool!

Look! Red, yellow, blue ...

Green, purple and brown.



Just learn 



purple



brown



Let's do 



Show me a  
red pencil.



Show me a  
blue pen.



Show me a  
brown bag.



Show me a  
yellow sharpener.



Show me a  
purple eraser.



Show me a  
green ruler.



# Lesson 28



## Just talk

Hi, Lisa. Let's draw a panda.

Great!



Colour it black and white.

OK!





Just learn 



white



black



Let's colour 



1.



2.



3.



4.



5.



6.



7.



8.



# Lesson 29



## Just talk

Let's draw a kite.


Colour it pink, orange and grey.

OK!

All right.



Great!

Let's fly it. 





Just learn 



pink



orange



grey



Let's sing 

1 = D  $\frac{4}{4}$

### Colour song

1	2	<u>3</u> <u>1</u>	2		3	5	5	-	
Red	and	yel - low	and		pink	and	green,		
<u>6</u> <u>4</u>	2	<u>5</u> <u>3</u>	1		2	-	-	-	
pur - ple	and	or - ange	and		blue.				
<u>3</u> <u>4</u>	<u>5</u> <u>1</u>	7	6		0	<u>5</u> <u>1</u>	5	4	
I	can	sing a	rain -		bow,	sing a	rain -	bow,	
0	<u>3</u> <u>1</u>	3	2		1	-	-	0	
	sing a	rain -	bow		now.				



# Lesson 30



## Revision



### Fun story



#### Read and act.







Let's check

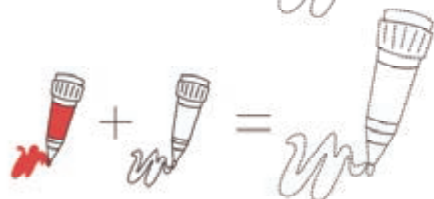


Listen and number.



Let's think

Colour and say.





## Lesson 31



### Just talk



I like hot dogs.  
How about you?

I like hamburgers.

Me too.



Just learn 



**hamburger**



**hot dog**



**Coke**



Let's chant 

I like hot dogs.  
Yummy, yummy,  
yummy!

I like hamburgers.  
Yummy, yummy,  
yummy!

I like Coke.  
Yummy, yummy,  
yummy!





# Lesson 32



## Just talk

Hi, Kate! Here's a cake for you!

Oh, thank you!

Happy birthday!





Just learn 



cake



egg



orange



Let's sing 

1 = G  $\frac{3}{4}$  **Happy birthday to you!**

$\underline{5} \underline{5}$  |  $\underline{6} \underline{5} \underline{1}$  |  $\underline{7} - \underline{5} \underline{5}$  |  
Hap-py birthday to you! Hap-py

$\underline{6} \underline{5}$   $\underline{2}$  |  $\underline{1} - \underline{5} \underline{5}$  |  $\underline{5} \underline{3} \underline{1} \underline{1}$  |  
birthday to you! Hap-py birthday! Hap-py

$\underline{7} \underline{6}$   $\underline{4} \underline{4}$  |  $\underline{3} \underline{1} \underline{2}$  |  $\underline{1} -$  ||  
birthday! Hap-py birthday to you!





# Lesson 33



## Just talk

No, thanks.  
I like pears.

Have an apple.

OK. Here  
you are.

Thank you!





Just learn 



pear



apple



banana



Let's chant 

I like



. Me too!

I like



. Me too!

I like



. Me too!

I like



. Me too!

I like



. Me too!

I like



. Me too!



# Lesson 34



## Just talk

Mum, can I have some juice, please?

Sure!  
Here you are.

Thank you!

That's OK.





Just learn 



milk



juice



water



Let's play

Can I have some milk?

Sure. Here you are.

That's OK.

Thank you!





# Lesson 35



## Just talk



Can I help you?

Some rice, please.

Here you are.

Thank you!



Just learn 



rice



noodles



chicken



Let's play

Some  
noodles,  
please?

Here you are.

Thank you.

You're welcome.





# Lesson 36



## Revision



### Fun story



Read and act.

Hi, I'm Big Bob.  
I like hamburgers,  
hot dogs, Coke ...



Bob, here's some  
chicken for you.



Thanks!

Can I have some  
water, please?

Here you are.



Here's a Coke for you.



Thank you.

Have some apples.



Thanks!

Anything else?



No, no, no. Thanks!



## Let's check

Listen and number.



## Let's think

Look, say and write.

I like hamburgers, cakes, bananas, eggs and Coke.



Mary

I like noodles, cakes, eggs, pears, milk and Coke.

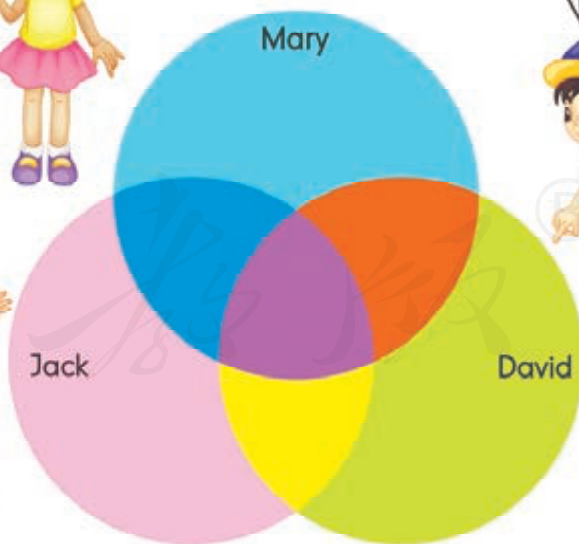


David

I like hot dogs, cakes, eggs, milk and apples.



Jack



# Fun Time 2

## Recycle 1



Let's do

Show me a red marker.



A red marker!



Let's play

What colour is it?

I have a new pencil.

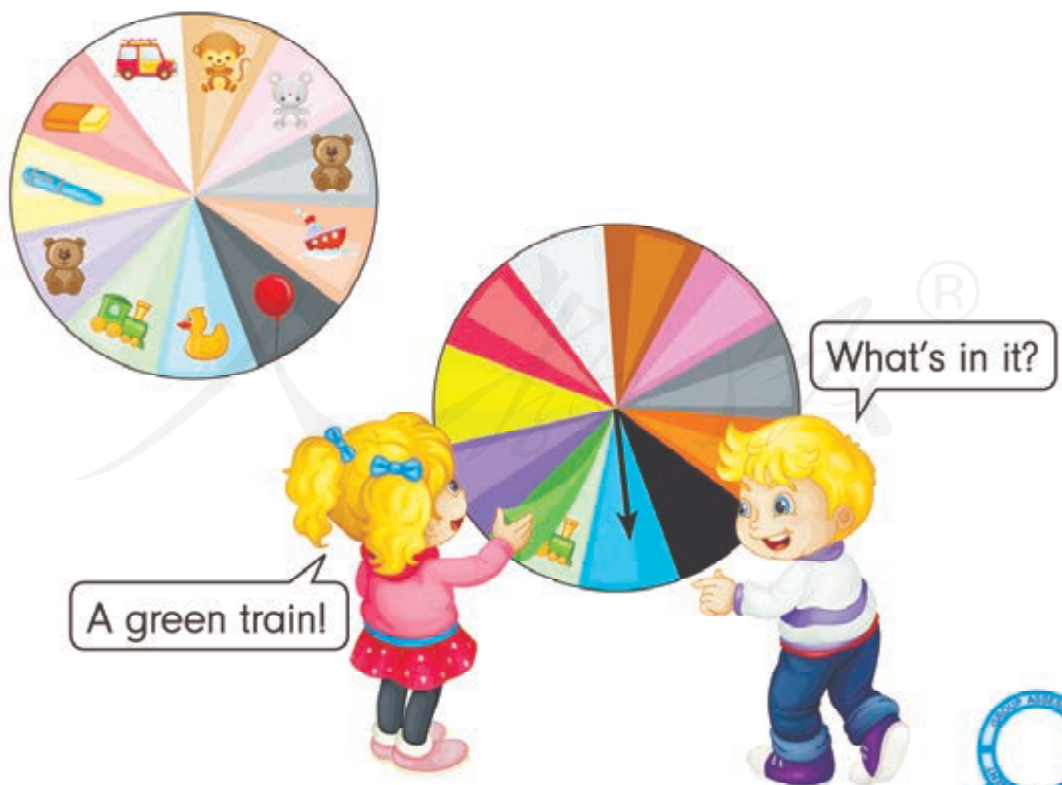



Look! It's purple.





# Let's play



Let's talk 

Look! I have a doll.

I have a ship.



Let's chant 

This is Brown Bear,  
Brown Bear!

This is Yellow Duck,  
Yellow Duck!







# Let's play



# Project



## Project

Let's make and say.



## Presentation

Let's show and say.



I like pears, cakes, milk and Coke.





## A sample project

Let's make and talk.

				<b>Food I like</b>							
											
		<b>Food colours</b>									
											



## Cultural link



dumplings  
(jiaozi)



fish and chips



hamburgers  
and Coke



pizza

# Words in each unit

## 单元词汇表

(注：词汇表中单词均要求学生听、说、认读)

### Unit 1 (10个)

cat



bird



monkey



mouse



dog



### Unit 2 (10个)

duck



book



panda



bag



bear



pen



pig



pencil



rabbit



pencil-box



ruler



eraser



sharpener



glue



marker



neck



arm



hand



leg



Unit 3 (12个)

nose



knee



eye



foot



Unit 4 (12个)

face



doll



mouth



ball



head



kite



ear



balloon 

car 

bus 

bike 

taxi 

train 

ship 

plane 

boat 

 Unit 5 (11↑) 

red 

blue 

yellow 

green 

purple 

brown 

white  

black 

pink 

orange



apple



grey



banana



Unit 6 (15个)



milk



hamburger



juice



hot dog



water



Coke



rice



cake



noodles



egg



chicken



orange



pear



# Vocabulary

## 词汇表

(注: 词汇表中单词均要求学生听、说、认读)

### A

apple 苹果  
arm 胳膊

### B

bag 书包  
ball 球  
balloon 气球  
banana 香蕉  
bear 熊  
bike 自行车  
bird 鸟  
black 黑色  
blue 蓝色  
boat 小船  
book 书  
brown 褐色  
bus 公共汽车

### C

cake 蛋糕  
car 小汽车  
cat 猫  
chicken 鸡肉  
Coke 可乐

### D

dog 狗  
doll 洋娃娃  
duck 鸭子

### E

ear 耳朵  
egg 鸡蛋  
eraser 橡皮  
eye 眼睛

### F

face 脸  
foot 脚

### G

glue 胶棒  
green 绿色  
grey 灰色

### H

hamburger 汉堡  
hand 手  
head 头  
hot dog 热狗

### J

juice 果汁

### K

kite 风筝  
knee 膝盖

### L

leg 腿

### M

marker 马克笔  
milk 牛奶  
monkey 猴子  
mouse 老鼠

mouth 嘴

### N

neck 脖子  
noodles 面条  
nose 鼻子

### O

orange 橙色;  
橙子

### P

panda 熊猫  
pear 梨  
pen 钢笔  
pencil 铅笔

pencil-box 铅笔盒

pig 猪

pink 粉色

plane 飞机

purple 紫色

### R

rabbit 兔子  
red 红色  
rice 米  
ruler 尺子

### S

sharpener 转笔刀  
ship 轮船

### T

taxi 出租车  
train 火车

### W

water 水  
white 白色

### Y

yellow 黄色



# 后 记

本册教科书是人民教育出版社课程教材研究所英语课程教材研究开发中心依据教育部《义务教育英语课程标准》(2011年版)与新加坡泛太平洋教育出版有限公司合作编写的,经国家基础教育课程教材专家工作委员会2012年审查通过。

本册教科书集中反映了基础教育教科书研究与实验的成果,凝聚了参与课改实验的教育专家、学科专家、教研人员以及一线教师的集体智慧。我们感谢所有对教科书的编写、出版提供过帮助与支持的同仁和社会各界朋友,以及整体设计艺术指导吕敬人等。

本册教科书出版之前,我们通过多种渠道与教科书选用作品(包括照片、画作)的作者进行了联系,得到了他们的大力支持。对此,我们表示衷心的感谢!但仍有部分作者未能取得联系,恳请入选作品的作者与我们联系,以便支付稿酬。

我们真诚地希望广大教师、学生及家长在使用本册教科书的过程中提出宝贵意见,并将这些意见和建议及时反馈给我们。让我们携起手来,共同完成义务教育教材建设工作!

联系方式

电 话: 010-58758270

电子邮箱: jcfk@pep.com.cn

人 教 版<sup>®</sup>

人民教育出版社 课程教材研究所  
英语课程教材研究开发中心

2012年5月



YIWU JIAOYU JIAOKESHU  
YINGYU

英语

三年级 上册

人教版®



绿色印刷产品

ISBN 978-7-107-24495-7



9 787107 244957 >