



教育部审定

2013

义务教育教科书

英语

(三年级起点)

四年级

上册



人民教育出版社

义务教育教科书

英语

(精通)

(三年级起点)

四年级

上册

(中国)人民教育出版社 课程教材研究所
英语课程教材研究开发中心 编著
(新加坡)泛太平洋教育出版有限公司

人教版®

人民教育出版社

·北京·

Copyright © 2013 by People's Education Press Ltd. and Pan Pacific Educational Press Ltd.
No part of this publication may be reproduced or transmitted in any form or by any means,
without permission in writing from the publisher.

版权所有，未经出版社书面同意，任何人不得以任何形式或方式复制或转换本作品的任何部分。

主 编：郝建平 Chailee Dodds

副主编：李静纯 陈 力

主要编写人员：郝建平 李静纯 Heather Jones

Chailee Dodds 陈 力 刘 岩 吴悦心

责任编辑：陈 力

美术编辑：Joyce Lee

封面设计：吕 旻 何安冉

版式设计：新加坡泛太平洋教育出版有限公司

插 图：何安冉（封面）Matthew Cole 严 峥

义务教育教科书 英语（三年级起点）四年级 上册

人民教育出版社 课程教材研究所
（中国）英语课程教材研究开发中心 编著
（新加坡）泛太平洋教育出版有限公司

出 版 人民教育出版社

（北京市海淀区中关村南大街 17 号院 1 号楼 邮编：100081）

网 址 <http://www.pep.com.cn>

重 印 ××× 出版社

发 行 ××× 新华书店

印 刷 ××× 印刷厂

版 次 2013 年 6 月第 1 版

印 次 年 月第 次印刷

开 本 787 毫米 × 1092 毫米 1/16

印 张 6

字 数 120 千字

印 数 册

书 号 ISBN 978-7-107-26374-3

定 价 元

版权所有·未经许可不得采用任何方式擅自复制或本产品任何部分·违者必究

如发现内容质量问题，请登录中小学教材意见反馈平台：jcyjfk.pep.com.cn

如发现印、装质量问题，影响阅读，请与 ××× 联系调换。电话：×××-××××××××

致同学



亲爱的同学们：

A

你们好！大家就要开始四年级的英语学习啦！

朋友们又见面了，大家都很开心！更让人高兴的是，这学期又来了几位新朋友。看！Peter 和 Li Yan 正在介绍他们的新朋友，你知道 Jim 和 Sue 来自哪个国家吗？让我们在听对话、读故事、做表演、唱歌曲、诵歌谣、做事情的快乐学习中慢慢认识他们吧！

B

在本书六个单元中，我们将一起学习如何用英语介绍自己的朋友、谈论数字、谈论水果和蔬菜、谈论天气和服装、描述人物和动物的外貌特征等内容。每个单元最后的复习课，仍有大家喜欢的趣味小故事（Fun story）。Lisa 遇到一个“ $10 + 10 = 10$ ”的数学题，这是怎么回事呢？小猫 Mimi 居然敢吃棒球棒，这令小猴子 Micky 大惑不解。如果你能认真地阅读这些小故事，就会明白其中的原因了。每个单元最后还特别为同学们总结归纳了本单元的语言知识要点（Language Focus），大家可以用它来检查自己在听说读写和运用语言知识方面是否达到了要求。

本书的两个快乐时光（Fun Time）部分，是继续让同学们结合听、说、玩、演、唱和真实交流等多种形式，综合复习和运用前面所学的知识，合作完成一项综合的项目实践活动（Project），相信同学们会为自己能够真实使用英语而感到自豪！本书的两个文化桥（Cultural link）栏目给大家介绍的是几个国家的首都和西方国家的重要节日“圣诞节”。

知道学什么很重要，知道如何学更重要。我们鼓励大家通过多听、多说、多读、多模仿、多实践，学会自主学习、自主思考，学会相互合作，不仅能积极参加课堂活动，还要善于抓住实际生活中的各种机会，尝试用英语表达自己的想法。我们相信，通过本学期的努力，你们的英语水平和运用英语的能力一定会有很大提高！

C

为帮助同学们更好地学习，我们还准备了活动手册、录音带、单词卡片、多媒体光盘等辅助学习材料，大家可以根据自己的需要在老师和家长的指导下选择使用。

祝愿同学们在新学期的英语学习中硕果累累，取得更大进步！

E

D



编者

2013年5月



Contents



Unit 1	This is my new friend.	2
Unit 2	What's your number?	14
Unit 3	It's a pineapple.	26
Fun Time 1		38
Unit 4	How's the weather today?	44
Unit 5	I like those shoes.	56
Unit 6	I'm tall.	68
Fun Time 2		80
Words in each unit		86
Vocabulary		88

WELCOME



TO ENGLISH






Lesson 1



Just talk





Just read and write

I'm from China.



China



America



England

Hi! I'm Mimi.
I'm from China.

China



Let's play

① I'm Andy.
I'm from America.

② Nice to meet you.





Lesson 2



Just talk

1
Hi! I'm Jim. I'm from America.



2
I'm Rani. I'm from Singapore.



3
Where are you from?



4
I'm from Beijing, China.



I'm from Canada.

5

We're good friends! Yeah!





Just read and write

Where are you from?
I'm from Singapore.



Singapore



Canada



friends



Let's sing

1 = F $\frac{4}{4}$

Where are you from?


1	2	3	1		1	2	3	1	
Where	are	you	from?		Where	are	you	from?	
3	4	5	5		3	4	5	5	
I'm	from	Chi - na.			I'm	from	Chi - na.		
<u>5</u> <u>6</u>	<u>5</u> <u>4</u>	3	1		<u>5</u> <u>6</u>	<u>5</u> <u>4</u>	3	1	
Where	are	you	from?		Where	are	you	from?	
2	5	1	1		2	5	1	1	
I'm	from	Chi - na.			I'm	from	Chi - na.		



Lesson 3



Just talk



① Mum! This is my new friend, Jim.

② Welcome to our home, Jim!

③ Who's this boy?

④ He's my brother.

⑤ Who's this girl?

⑥ She's my sister.





Just read and write

Who's this boy?
He's my brother.

Who's this girl?
She's my sister.



boy



girl



Let's play



1 Let's play a game!



3 Guess! Who's this boy?

4 Gao Wei?

OK!
2



Lesson 4



Just talk



1

Look, Gao Wei!
This is my father.



2

Wow! He's cool!



3

What does
your father do?




4

Guess!

5

Is he a driver?



6

No, he's a teacher.



Just read and write

What does your father do?
He's a teacher.



teacher



farmer



postman



Let's act





Lesson 5



Just talk




① Look! This is my mother.



② Oh, she's beautiful!



③ What does your mother do?



④ She's a doctor.

⑤ Oh, great!





Just read and write

What does your mother do?
She's a doctor.



doctor



nurse



driver



Let's chant



My father is a doctor.



My mother is a nurse.



My uncle is a postman.



My aunt is a driver.



Lesson 6

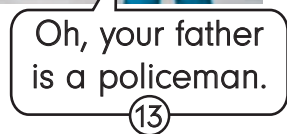



Revision



Fun story

Read and act.





Let's check



Listen and number.



Language Focus

I'm from China.

Where are you from?

I'm from Singapore.

Who's this boy? He's my brother.

Who's this girl? She's my sister.

What does your father do?

He's a teacher.

What does your mother do?

She's a doctor.

America England

Singapore Canada

boy girl

postman driver

China good friend

brother sister

teacher farmer

doctor nurse


SKILLS: ● Listen ● Speak ● Read ● Write



Lesson 7



Just talk





Just read and write

Which class are you in?
I'm in Class One, Grade Four.

Class One
Grade Four



class

Class Two
Grade Three



grade



Let's play

Name Li Yan
Class 1
Grade 3



Name Jim
Class 2
Grade 4



①
What's your name?

②
My name's Jim.



③
Which class are you in?

④
I'm in Class Two, Grade Four.




Lesson 8



Just talk



① One, two, three, go!



② What's your number?

④ What's your number?


③ I'm number fourteen.

⑤ I'm number thirteen.




Just read and write

What's your number?
I'm number thirteen.




thirteen



fourteen



Let's play





Lesson 9



Just talk

①

Hi, Mimi! What's your number?



②

I'm number six!



③

What's one and two?



④

It's three.



⑤

That's right! And what's seven and eight?



⑥

Um... it's fifteen.




⑦

Good!



Just read and write

What's seven and eight?
It's fifteen.



fifteen



sixteen



Let's play

Let's play a game!
Find your neighbours.






Lesson 10



Just talk





Just read and write

What's eight and nine?
It's seventeen.



seventeen



eighteen



Let's chant



What's eight and nine?

It's seventeen!



What's nine and nine?

It's eighteen!





Lesson 11



Just talk



1
Wake up!
Wake up, Peter.



2
What's the
time, Mum?

3
It's 7:20.

4
Oh, no!
I'm late!

5
Have some milk.




6
No, thanks!




Just read and write

What's the time?
It's 7:20.



nineteen



twenty



Let's sing

$$1 = G \frac{2}{4}$$

Number song

5	3		5	3		5	6		5	5	
One	two		three	four		five	six		se	- ven,	

2	5		2	5		<u>5</u>	<u>5</u>	<u>5</u>	<u>4</u>		3	—	
eight	nine		ten	and		ele-	ven	and	twelve,				

5	3		5	3		<u>5</u>	<u>5</u>	6		5	5	
thir -	teen		four -	teen		fifteen		and		six -	teen,	

<u>2</u>	<u>2</u>	5		<u>5</u>	<u>4</u>	<u>3</u>	<u>3</u>		2	3		1	0	
seven	- teen		eighteen	nineteen		and		twen -		ty!				



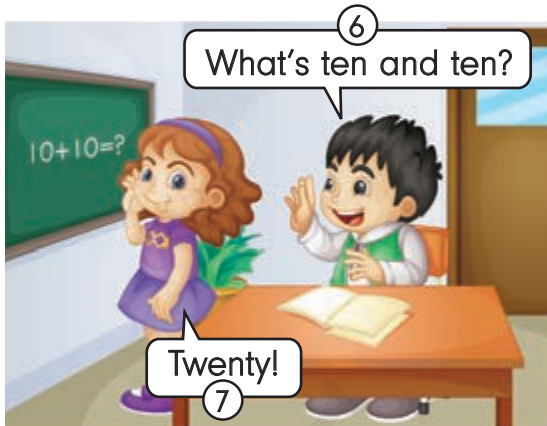

Lesson 12



Revision

Fun story

Read and act.





Let's check

Listen and number.



Language Focus



Which class are you in?
I'm in Class One, Grade Four.

What's your number?
I'm number thirteen.

What's seven and eight?
It's fifteen.

What's eight and nine?
It's seventeen.

What's the time?
It's 7:20.



class grade
thirteen fourteen
fifteen sixteen
seventeen eighteen
nineteen twenty



one two three four five
six seven eight nine ten

SKILLS:  Listen  Speak  Read  Write



Lesson 13



Just talk

1 Look! What's this?

2 A pear?

3 An apple?

4 Look! It's an apple!

5 Yes, it's an apple!

6 Guess!
What's this?

8 Right! It's a pineapple.

7 It's a pineapple!



Just read and write

What's this?
It's a pineapple.



pineapple



lemon

apple



pear



Let's play

1 What's this?
2 It's an apple.

3 What's this?
4 It's a pear.

5 What's this?
6 It's a pineapple.

7 What's this?
8 It's a lemon.



Lesson 14



Just talk





Just read and write

What's that?
It's a watermelon.



watermelon



kiwi fruit



Let's sing

1 = $F \frac{2}{4}$

Fruit song [®]

$\frac{3}{2}$ $\frac{3}{2}$ 1 | $\frac{3}{2}$ $\frac{3}{2}$ 5 | $\frac{2}{2}$ $\frac{2}{2}$ 7 |
Do you like pineap - ples? Do you like

$\frac{2}{2}$ $\frac{2}{2}$ $\frac{4}{4}$ $\frac{4}{4}$ | $\frac{3}{2}$ $\frac{3}{2}$ 1 | $\frac{3}{2}$ $\frac{3}{2}$ 5 |
water - melons? Do you like kiwi fruit?

$\frac{2}{2}$ $\frac{4}{4}$ $\frac{3}{2}$ $\frac{2}{2}$ | 1 — ||
Yes, I like them all.



Lesson 15



Just talk



1 What's this in English?

2 It's a tomato.

3 Do you like tomatoes?

4 Yes, I do.



Just read and write 

What's this in English?
It's a potato.



potato



tomato

potato



Let's do



Show me the potato.



Peel the banana.



Pass me the tomato.



Smell the pineapple.



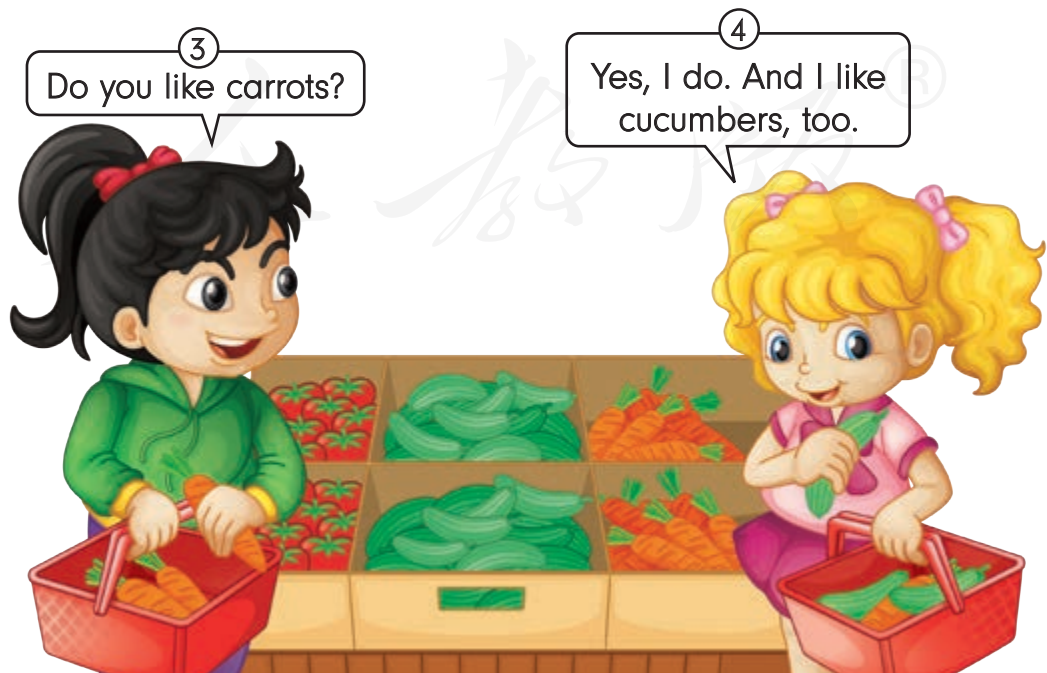

Eat the watermelon.



Lesson 16



Just talk





Just read and write

What's that in English?
It's a carrot.



carrot



cucumber

tomato



Let's play

① What's that in English?

② It's a carrot.

③ Do you like carrots?

④ Yes, I do.






Lesson 17



Just talk





Just read and write

Do you like eggplants?
Yes, I do.

Do you like green peppers?
No, I don't.



eggplant



green pepper



Let's do

Show me a green pepper.



Green pepper!





Lesson 18



Revision



Read and act.

1 I'm Micky. I'm smart.

2 Excuse me. What's this in English?

3 It's a carrot.

4 And what's this?

5 It's a cucumber.

6 What's that in English?

7 I know! It's a bat!

8 Are you sure?

9 Yes!

10 Look!

11 Oh, no! It's bread.



Let's check

Listen and number.



Language Focus



What's this?
It's a pineapple.

What's that?
It's a watermelon.

What's this in English?
It's a potato.

What's that in English?
It's a carrot.

Do you like eggplants?
Yes, I do.
Do you like green peppers?
No, I don't.



pineapple lemon
watermelon kiwi fruit
carrot cucumber
green pepper



apple pear
orange banana
potato tomato
eggplant

SKILLS:  Listen  Speak  Read  Write

Fun Time 1

Recycle 1




Let's sing and play 



① What fruit has the letter "a"? Spell it.

② Apple!
A-P-P-L-E.

③ Banana!



Pineapple!

④



Let's play

① Let's play a guessing game!

② What's this?

③ A kiwi fruit!

It's a watermelon!

④





Let's chant

10 kiwi fruit, **12** kiwi fruit,

14 kiwi fruit, **16** kiwi fruit,

18 kiwi fruit and **20**!

20 tomatoes, **18** tomatoes,

16 tomatoes, **14** tomatoes,

12 tomatoes. Back to **10**!

Now, name this vegetable.



Let's play

What's this in English?

It's a tomato.






Let's play




Let's act





Let's play



Say the number and colour.



Say the country.
FINISH and WIN!



Say the word.



Lose a turn if you cannot say it.



Say and spell the word.



Project




Project

Let's make and talk.



at home



at school



Presentation

Let's show and act.





A sample project

Let's make and talk.

1
What do you do, Dad?



Find out

2
I'm a teacher.

4
D-O-C-T-O-R.



Spell it

3
Can you spell it, please?

5
Can I have this, please?



Get a photo

6
Yes, sure.

7
Mum, this is you.



Draw

8
That's nice.

Zhang Yan's dad



a doctor

Yang Ming's dad



a policeman

Pei Pei's mum



a driver

Li Jian's mum



a nurse



Cultural link



Beijing
(China)



London
(England)



Ottawa
(Canada)



Washington D.C.
(America)

Unit 4 How's the weather today?



Lesson 19



Just talk 

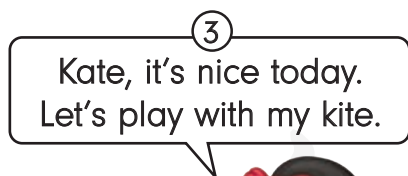


1

Hi, Peter!
It's fine today.
Let's play football.

2

Great!



3

Kate, it's nice today.
Let's play with my kite.

4

OK. Let's go!



Just read and write 

It's fine today.

fine

nice



fine



nice



Let's chant 



It's fine today.

Let's go and play!

It's nice today.

We're happy to play.





Lesson 20



Just talk





Just read and write

It's warm today.



warm



cool

warm



cool



Let's sing

$1 = {}^bB \frac{2}{4}$

Sing together

1	<u>1</u> · <u>1</u>		1	5		<u>1</u> <u>1</u> <u>1</u>	<u>7</u> <u>1</u> <u>2</u>	
Sing,	sing to	-	geth - er,			mer - ri - ly,	mer - ri - ly	
1	—		3	<u>3</u> · <u>3</u>		3	1	
sing.			Sing,	sing to	-	geth - er,		
<u>3</u> <u>3</u> <u>3</u>	<u>2</u> <u>3</u> <u>4</u>		3	—		5	—	
mer - ri - ly,	mer - ri - ly		sing.	Sing,				
1	—		5	—		1	—	
sing,			sing,			sing.		



Lesson 21



Just talk



1
Dad, it's hot today. Shall we go swimming?

2
Good idea!
Let's go.



3
Mum, can I have some cold water, please?

4
Here you are.



5
Thank you, Mum.



Just read and write

It's hot today.



hot



cold



Let's chant



Hot weather, cold weather.

Which do you like?



Cold weather, hot weather.



I like cold weather.





Lesson 22



Just talk





Just read and write

How's the weather today? It's sunny.



sunny



cloudy

sunny



cloudy



Let's sing

1 = D $\frac{3}{4}$

We are happy to play

3 — —	5 — —	2 — 2	5 — —
Bright	day,	sun - ny	day.

3 — 5	1 1 6	5 — —	5 — —
We are	hap-py to	play.	

1 — 1	6 — —	7 — —	5 — 5
Stu - dy	well.	Play	well. Do

6 — 6	4 — 2	5 — —	5 — —
bet - ter	eve - ry	day.	

1 — 1	6 — —	7 — —	5 — 5
Stu - dy	well.	Play	well. Do

6 — 6	7 — 5	1 — —	1 — —
bet - ter	eve - ry	day.	



Lesson 23



Just talk



① Mum, how's the weather today?

② It's rainy.

③ Oh, dear!

④ Put on your shirt, please.

⑤ OK, Mum.



Just read and write

How's the weather today? It's windy.



windy



rainy



snowy



Let's play

① How's the weather today? Guess!



Yes!
③



② Rainy.



Lesson 24





Revision



Fun story

Read and act.





Let's check

Listen and number.



Language Focus



It's fine today.

It's warm today.

It's hot today.

How's the weather today?

It's sunny.

How's the weather today?

It's windy.



snowy



fine nice

warm cool

hot cold

sunny cloudy

windy rainy


SKILLS:  Listen  Speak  Read  Write



Lesson 25



Just talk 





Just read and write

It's sunny today. Put on your cap, please.



cap



hat



Let's play

It's sunny. Put on a hat, please.





Lesson 26



Just talk

1 Lisa, this is for you.

2 For me? What's in the box?



3 Open it and see.



4 Oh, it's a dress!

5 And a hat!
Happy birthday!



6 Wow! It's pretty!

7 Thanks, Mum and Dad!





Just read and write

What's in the box? It's a dress.



dress



blouse

hat



dress



Let's play

2 Open it and see.

1 What's in the box?

3 Look. It's a T-shirt.





Lesson 27



Just talk





Just read and write

Can I help you?
Please show me that jacket.



jacket



raincoat



sweater

skirt



Let's play

1
Can I help you?

2
Please show me
the sweater.

3
Here you are.

4
Thank you.






Lesson 28



Just talk





Just read and write

Can we look at the blue shorts, please?
Here you are.



shorts



jeans

shirt



shorts



Let's play

1
Can I look at the orange vest and the red skirt?

2
Here you are.

3
Can I look at the blue jeans and the green shorts?

4
Here you are.





Lesson 29



Just talk





Just read and write

May I try the shoes on? Certainly.



socks



shoes



Let's sing

1 = D $\frac{2}{4}$

Where is my hat?

5	6		5	3		5	6		5	—	
Where	is		my	hat?		Here	it		is.		
Where	are		my	socks?		Here	they		are.		
5	6		5	3		1	3		2	—	
Where	is		my	hat?		Here	it		is.		
Where	are		my	socks?		Here	they		are.		
5	6		5	3		4	5		6	—	
Where	is		my	dress?		Here	it		is.		
Where	are		my	shoes?		Here	they		are.		
1	5		3	1		2	3		1	0	
Where	is		my	dress?		Here	it		is.		
Where	are		my	shoes?		Here	they		are.		



Lesson 30




Revision



Fun story

Read and act.





Let's check

Listen and number.



Language Focus



It's sunny today.
Put on your cap, please.

What's in the box?
It's a dress.

Can I help you?
Please show me that jacket.

Can we look at the blue shorts?
Here you are.

May I try the shoes on?
Certainly.



blouse
jacket raincoat
jeans



cap T-shirt
hat dress
sweater skirt
shirt shorts
socks shoes



SKILLS:  Listen  Speak  Read  Write



Lesson 31




Just talk 





Just read and write

Look at the elephant. It has big ears.



Let's sing

1 = F $\frac{2}{4}$

The opposite song

3	1	3	1	5	<u>5</u>	<u>5</u>	5	—
Big,	small,	small,	big,	sha	la	la	la.	
3	1	5	3	2	<u>2</u>	<u>2</u>	2	—
Big,	small,	small,	big,	sha	la	la	la.	
3	1	3	1	5	<u>5</u>	<u>5</u>	3	—
Big,	small,	small,	big,	sha	la	la	la.	
2	2	5	5	3	<u>1</u>	<u>1</u>	1	—
Big,	big,	small,	small,	sha	la	la	la.	



Lesson 32



Just talk



①
Look, Lisa.
I have a rabbit.

②
Oh, it has long ears
and a short tail.



③
Look at my monkey.



④
Wow! It has a big
mouth and a long tail.





Just read and write

A rabbit has long ears and a short tail.



long



Let's chant



An elephant has big ears.



A cat has small ears.



A monkey has a long tail.



A rabbit has a short tail.



Lesson 33



Just talk





Just read and write



I'm tall. You're short.



tall



short

tall



short



Let's play



1
I'm tall.

2
I'm short.



3
I'm tall.



5
We're tall.

4
I'm tall, too.





Lesson 34



Just talk





Just read and write

I'm strong. You're thin.



fat



strong



thin



Let's chant



Father is tall.

Mother is short.

Brother is fat.

Sister is thin.

They're twins!





Lesson 35



Just talk





Just read and write



Happy New Year!



happy



new



old

happy

new

old



Let's sing



1 = F $\frac{3}{4}$

Happy New year

<u>1</u> <u>1</u>	1	5		<u>3</u> <u>3</u>	3	1	
Happy	New	Year.		Happy	New	Year.	
<u>1</u> <u>3</u>	5	5		<u>4</u> <u>3</u>	2	—	
Happy	New	Year		to you	all.		
<u>2</u> <u>3</u>	4	4		<u>3</u> <u>2</u>	3	1	
We are	sing -	ing.		We are	danc -	ing.	
<u>1</u> <u>3</u>	2	5		<u>7</u> <u>2</u>	1	—	
Happy	New	Year		to you	all.		



Lesson 36



Revision



Fun story

Read and act.

1 Hello, Mimi. Let's act.

2 OK!

3 Look at my ears!

4 Wow! They're so big!

5 Look at my long ears.

6 I have a long nose.

7 I'm a rabbit. I have a short tail.

8 But I have a long tail!

9 I'm an elephant. I have a short tail.

10 But I have a long tail.

11 Hi! I'm Mimi!

12 Hi! I'm Micky!



Let's check

Listen and number.



Language Focus



Look at the elephant.
It has big ears.

A rabbit has long ears and
a short tail.

I'm tall.
You're short.

I'm strong.
You're thin.

Happy New Year!



fat



big small

long

tall short

strong thin

new old happy

SKILLS:  Listen  Speak  Read  Write

Fun Time 2

Recycle 1



Let's say and sing

① Please show me your new clothes. Let's sing "Happy New Year".

② I have a new cap.

③ I have a new dress.

♪ Happy New Year



Let's act

① Can I help you?

③ Here you are.

④ Thank you.

② Show me that dress, please.





Let's chant



Come and play.
Come and play.
It's sunny today.



Come and play.
Come and play.
It's windy today.



Come and play.
Come and play.
It's snowy today.



Let's make and talk

How's the weather?
It's ...



1. Draw.



2. Write.



3. Cut.



Sample cards



Recycle 2



Let's play

Tom is swimming.
How's the weather today?

It's sunny.



Let's do

Show me a rainy day, please.

It's rainy.





Let's play

Group ①
START

Group ②
START



FINISH

FINISH



1, 3, 5 = red ●

2, 4, 6 = white ○

Say a sentence to move.





Project

Let's make and say.

GROUP SCORES		★
Black Jacket	★ ★	
Red Shirt	★	
Blue Jeans	★ ★ ★	
Yellow Dress	★ ★ ★ ★	



Presentation

Let's show and talk.

WEATHER CHART		
12	13	14

Black Jacket Group

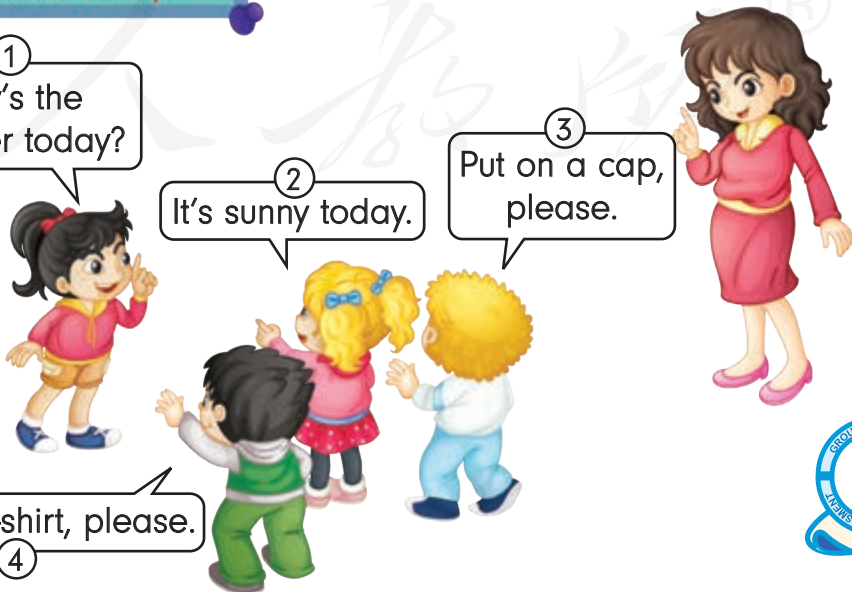
GROUP SCORES		★
Black Jacket	★ ★ ★ ★	
Red Shirt	★ ★ ★	
Blue Jeans	★ ★ ★ ★ ★	
Yellow Dress	★ ★ ★ ★ ★ ★	

① How's the weather today?

② It's sunny today.

③ Put on a cap, please.

④ Put on a T-shirt, please.





A sample project

Let's make and talk.

①

How's the weather today?



②

It's sunny today.



③

Put on your hat.



④

Let's play football.



Cultural link



Words in each unit

单元词汇表

(注: 黑体单词要求学生能听、说、读、写; 白体单词只要求听、说、认读)

Unit 1

China 中国

America 美国

England 英国

Singapore 新加坡

Canada 加拿大

good 好的

friend 朋友

brother 兄弟

sister 姐妹

boy 男孩

girl 女孩

teacher 教师

farmer 农民; 农场主

postman 邮递员

doctor 医生

nurse 护士

driver 司机; 驾驶员

Unit 2

class 班级

grade 年级

one 一

two 二

three 三

four 四

thirteen 十三

fourteen 十四

five 五

six 六

fifteen 十五

sixteen 十六

seven 七

eight 八

seventeen 十七

eighteen 十八

nine 九

ten 十

nineteen 十九

twenty 二十

Unit 3

pineapple 菠萝

lemon 柠檬

apple 苹果

pear 梨

watermelon 西瓜

kiwi fruit 猕猴桃

orange 橙子, 橘子; 橙色的

banana 香蕉
potato 土豆; 马铃薯
tomato 西红柿
carrot 胡萝卜
cucumber 黄瓜
eggplant 茄子
green pepper 青椒

Unit 4

fine (天气) 晴朗的
nice 好的; 令人愉快的
warm 温暖的
cool 凉爽的
hot 炎热的
cold 寒冷的
sunny 晴朗的
cloudy 多云的; 阴天的
windy 有风的; 多风的
rainy 下雨的; 多雨的
snowy 下雪的; 多雪的

Unit 5

cap (无边的) 帽子
hat (有边的) 帽子; 礼帽
T-shirt T 恤衫
dress 女服; 连衣裙
blouse 女衬衫

jacket 短上衣; 夹克衫
raincoat 雨衣
sweater 毛线衫; 毛衣
skirt 短裙
shirt 衬衫
shorts 短裤
jeans 牛仔裤
socks 短袜 (sock 的复数)
shoes 鞋子 (shoe 的复数)

Unit 6

big 大的
small 小的
long 长的
tall 高的
short 短的; 矮的
fat 胖的; 肥的
strong 强壮的
thin 瘦的
new 新的
old 旧的; 老的
happy 幸福的; 快乐的

Vocabulary

词汇表

(注: 黑体单词要求学生能听、说、读、写; 白体单词只要求听、说、认读)

A

America /ə'merɪkə/

美国

apple /'æpl/ 苹果

B

banana /bə'nɑ:nə/

香蕉

big /bɪg/ 大的

blouse /blaʊz/ 女衬衫

boy /bɔɪ/ 男孩

brother /'brʌðə/

兄弟

C

Canada /'kænədə/

加拿大

cap /kæp/ (无边的)

帽子

carrot /'kærət/ 胡萝卜

China /'tʃaɪnə/ 中国

class /kla:s/ 班级

cloudy /'klaʊdɪ/

多云的; 阴天的

cold /kəʊld/ 寒冷的

cool /ku:l/ 凉爽的

cucumber

/'kju:kʌmbə/

黄瓜

D

doctor /'dɒktə/ 医生

dress /dres/ 女服;

连衣裙

driver /'draɪvə/ 司机;

驾驶员

E

eggplant /'egpla:nt/

茄子

eight /eɪt/ 八

eighteen /,eɪ'ti:n/ 十八

England /'ɪŋɡlənd/

英国

F

farmer /'fɑ:mə/

农民; 农场主

fat /fæt/ 胖的; 肥的

fifteen /,fɪf'ti:n/ 十五

fine /faɪn/

(天气) 晴朗的

five /faɪv/ 五

four /fɔ:/ 四

fourteen /,fɔ:'ti:n/ 十四

friend /frend/ 朋友

G

girl /gɜ:l/ 女孩

good /gʊd/ 好的

grade /greɪd/ 年级

green pepper

/gri:n 'pepə/

青椒

H

happy /'hæpi/

幸福的; 快乐的

hat /hæt/ (有边的)

帽子; 礼帽

hot /hɒt/ 炎热的

J

jacket /'dʒækɪt/

短上衣; 夹克衫

jeans /dʒi:nz/

牛仔裤

K

kiwi fruit /'ki:wi: fru:t/
猕猴桃

L

lemon /'lemən/ 柠檬
long /lɒŋ/ 长的

N

new /nju:/ 新的
nice /naɪs/ 好的;
令人愉快的
nine /naɪn/ 九
nineteen /,naɪn'ti:n/
十九
nurse /nɜ:s/ 护士

O

old /əʊld/ 旧的; 老的
one /wʌn/ 一
orange /'brɪndʒ/ 橙子,
橘子; 橙色的

P

pear /peə/ 梨
pineapple /'paɪnæpl/
菠萝
postman /'pəʊstmən/
邮递员

potato /pə'teɪtəʊ/
土豆; 马铃薯

R

raincoat /'reɪnkəʊt/
雨衣
rainy /'reɪni/ 下雨的;
多雨的

S

seven /'sevn/ 七
seventeen /,sevn'ti:n/
十七
shirt /ʃɜ:t/ 衬衫
shoes /ʃu:z/ 鞋子
(shoe 的复数)
short /ʃɔ:t/ 短的; 矮的
shorts /ʃɔ:ts/ 短裤
Singapore /,sɪŋə'pɔ:/
新加坡
sister /'sɪstə/ 姐妹
six /sɪks/ 六
sixteen /,sɪks'ti:n/
十六
skirt /skɜ:t/ 短裙
small /smɔ:l/ 小的
snowy /'snəʊi/
下雪的; 多雪的
socks /sɒks/ 短袜

(sock 的复数)

strong /strɒŋ/ 强壮的
sunny /'sʌni/ 晴朗的
sweater /'swetə/
毛线衫; 毛衣

T

tall /tɔ:l/ 高的
teacher /'ti:tʃə/
教师
ten /ten/ 十
thin /θɪn/ 瘦的
thirteen /,θɜ:'ti:n/ 十三
three /θri:/ 三
tomato /tə'mɑ:təʊ/
西红柿
T-shirt /'ti:ʃɜ:t/ T 恤衫
twenty /'twenti/ 二十
two /tu:/ 二

W

warm /wɔ:m/ 温暖的
watermelon
/'wɔ:tə(r),melən/
西瓜
windy /'wɪndi/
有风的; 多风的

后 记

本册教科书是由人民教育出版社课程教材研究所英语课程教材研究开发中心依据教育部《义务教育英语课程标准》（2011年版）与新加坡泛太平洋教育出版有限公司合作编写的，经国家基础教育课程教材专家工作委员会2013年审查通过。

本册教科书集中反映了基础教育教科书研究与实验的成果，凝聚了参与课改实验的教育专家、学科专家、教研人员以及一线教师的集体智慧。我们感谢所有对教科书的编写、出版提供过帮助与支持的同仁和社会各界朋友，以及整体设计艺术指导吕敬人等。

本册教科书出版之前，我们通过多种渠道与教科书选用作品（包括照片、画作）的作者进行了联系，得到了他们的大力支持。对此，我们表示衷心的感谢！但仍有部分作者未能取得联系，恳请入选作品的作者与我们联系，以便支付稿酬。

我们真诚地希望广大教师、学生及家长在使用本册教科书的过程中提出宝贵意见，并将这些意见和建议及时反馈给我们。让我们携起手来，共同完成义务教育教材建设工作！

联系方式

电 话：010-58758270

电子邮箱：jcfk@pep.com.cn

人 教 版[®]

人民教育出版社 课程教材研究所
英语课程教材研究开发中心
2013年5月



YIWU JIAOYU JIAOKESHU
YINGYU

英语

四年级 上册

人教版®



绿色印刷产品

ISBN 978-7-107-26374-3



9 787107 263743 >