



义务教育教科书

# 英语

(三年级起点)

三年级 上册



外语教学与研究出版社



义务教育教科书

# 英语

(三年级起点)

## 三年级上册

Günter Gerngross (奥) Herbert Puchta (奥) 刘兆义 主编



外研社

外语教学与研究出版社

FOREIGN LANGUAGE TEACHING AND RESEARCH PRESS

北京 BEIJING

出版人：徐建忠  
项目策划：张世钦  
责任编辑：张世钦  
装帧设计：北京至品广告有限责任公司  
插图设计：炫木马时尚设计工作室

英语（三年级起点）  
三年级上册 学生用书

主编：Günter Gerngross（奥） Herbert Puchta（奥） 刘兆义

基础教育出版分社：

地 址：北京市西三环北路19号 外研社大厦 基础教育出版分社（100089）

咨询电话：010-88819117 / 88819688

传 真：010-88819422

电子信箱：beed@fltrp.com

购书电话：010-88819928/9929/9930（邮购部）

购书传真：010-88819428（邮购部）



# 致同学



同学们好！我是托比，以后就叫我 Toby 吧。

欢迎大家与我一起开始学习英语！

我们所学教材的英语名字是 Join In，是“参与”的意思。它里面有好多好多优美动听的英语歌曲、易学易说的英语小韵文和诗歌、十分有趣的英语故事和童话剧，还有非常好玩的英语动脑筋游戏。大家一定会很喜欢！

让咱们参与到这些丰富多彩的听、说、读、写、演、唱、玩的英语学习活动中去吧！我相信，大家一定能在活动中体会到英语学习的乐趣，掌握一些英语学习的方法，逐渐提高学英语和用英语的能力，成为英语学习的主人！

小朋友好！很高兴能成为你们的“老”朋友！真羡慕你们这么小就可以学习英语了！

每个小朋友都希望爸爸妈妈和老师夸自己学习好，是个聪明的孩子。那么怎么才能学好英语呢？其实，“聪明”这两个字已经给了我们答案。你看“聪”字的左边是个“耳”，右边上面的“、”就像一对眼睛，中间是个“口”，下面是个“心”。这是告诉我们，学英语啊，一要用耳多听，听是攻克英语城堡的突破口；二要用眼多看、多阅读，注意观察；三要用口多说、认真模仿、出声朗读、大胆地说；四要特别注意用心用脑，学习中要多动脑筋思考、勤记忆。这些学习的好习惯，一定要从小就养成。而由“日”和“月”组成的“明”是告诉大家，学英语是个循序渐进的过程，需要日积月累的坚持和努力。小朋友只要记住这些道理，跟随 Toby 这位新朋友积极参与教材上的听、说、读、写、演、唱、玩等各种活动，就一定能够学好英语。

衷心祝愿小朋友，好好学习，天天向上，都成为聪明的好孩子！

你们的“老”朋友  
刘兆义





# Contents

<b>Starter unit</b>	<b>Let's begin</b>	<b>2</b>
<b>Unit 1</b>	<b>Hello!</b>	<b>6</b>
<b>Unit 2</b>	<b>Numbers</b>	<b>12</b>
<b>Unit 3</b>	<b>Colours</b>	<b>18</b>
<b>Revision 1</b>		<b>24</b>
<b>Unit 4</b>	<b>School things</b>	<b>30</b>
<b>Unit 5</b>	<b>Happy birthday!</b>	<b>36</b>
<b>Unit 6</b>	<b>My classroom</b>	<b>42</b>
<b>Revision 2</b>		<b>48</b>
<b>Word list</b>		<b>54</b>
<b>The English alphabet</b>		<b>59</b>
<b>English handwriting</b>		<b>60</b>
<b>Word family</b>		<b>61</b>
<b>Supplementary activities</b>		<b>65</b>

# Let's begin

1  Let's begin our class.



2a  Listen and mime.



2b  Listen and number.



# Let's begin

3



Listen and sing the song. Colour the frames.



look



listen



mime



speak




read



write



sing



draw



think



guess



colour



play

## Join in

English is easy,  
Come on and join in.  
English is easy,  
Let's begin.

Are you ready, kids?  
Yeah!  
OK. Join in.



4  Listen and point.



5 Meet your new friends.



Pat




Pit

Hi, I'm Toby  
the Tiger!





1  Listen and sing the song.



2a  Listen and match.



Bob




Lisa



Nick



Rita



2b  Listen, point and repeat.

**GROUPWORK**

Ask and answer.

What's your name?



I'm Bob.



3a



Listen and mime.

Listen to me and  
mime the actions.



3b




Listen and fill in the numbers.

外研社


4a  Listen, point and repeat.

Aa Bb Cc Dd Ee

4b Read and match.



5  Listen, point and learn.



6 Read and copy.

Aa Aa Aa Aa Dd Dd Dd Dd  
 Bb Bb Bb Bb Ee Ee Ee Ee  
 Cc Cc Cc Cc



7a  Listen to the story — Pit's skateboard.



7b  Listen again and act out the story.

**PAIRWORK**

Ask and answer.



my apple



my egg



my dog



my cat



my bed

8a



Listen to the number song.

1

2

3



4

5

6



8b



Sing and mime the actions.



**1a**  Listen and point.

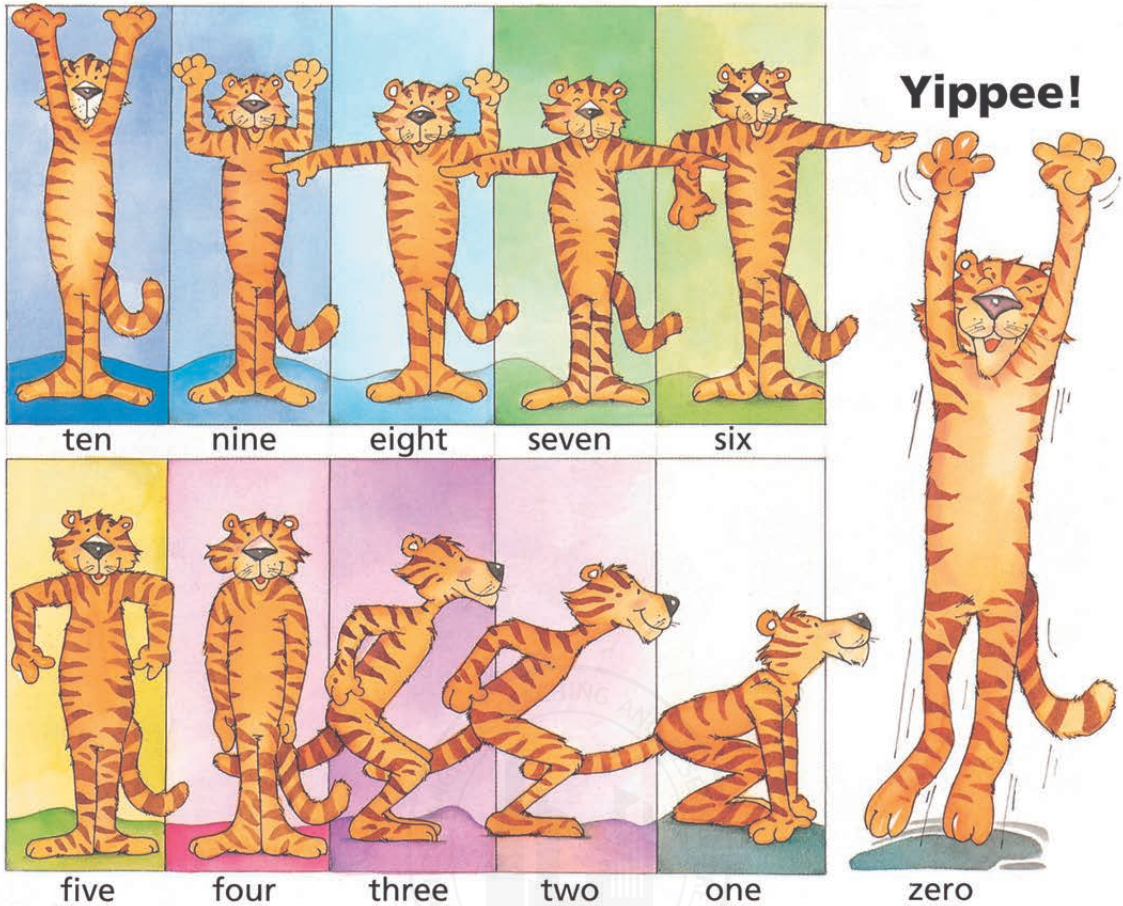
The tiger jump,



the tiger jump.



Come on, let's do the tiger jump.



**1b**  Listen and mime the action chant.

**2a**  Listen, point and learn the numbers.



one



two



three



four



five



six



seven



eight



nine



ten

**2b** Look and think. Write the missing numbers.

1 3 5 7 9 7 5

2 4 6

1 2 3 2

1 4 7 10 7

10 7 9 6 8

1 10 2 9

1 2 1 2 3 2 3 4 3 4



### PAIRWORK


Point and say all the numbers of **2b**.



**3a**  Listen and write their phone numbers.



Alice



Paul



Lisa

**3b** Write your phone number.

My phone number is \_\_\_\_\_.



phone

## GROUPWORK

Ask and write down your partners' phone numbers.



Name	Phone number

4a  Listen, point and repeat.

Ff Gg Hh Ii Jj Kk

4b  Listen and point. Then say the letters.



5  Listen, point and learn.





6 Read and copy.

Ff Ff Ff Ff Ii Ii Ii Ii  
Gg Gg Gg Gg Jj Jj Jj Jj  
Hh Hh Hh Hh Kk Kk Kk Kk



7  A story — The snails.








## PAIRWORK

Play the game — *Guess the number.*  
There are **crayons** in the box.  
Guess, how many?





1a  Listen and point.



1b  Listen, point and sing.




2a  Listen and point.



2b  Listen and repeat.

3  Listen and point.

What colour is the wizard's house?



**PAIRWORK**

Point, ask and answer.

What colour is it?

4  A story — The wizards.









5  Listen and sing the song.


## The rainbow

I like green.  
And I like red.  
And I like pink and yellow.  
Oh, what a rainbow!  
Oh, what a rainbow!

I like blue,  
And orange, too.  
Oh, what a rainbow!  
Oh, what a rainbow!



6  Listen and colour.



## GROUPWORK

Talk about the colours you like.



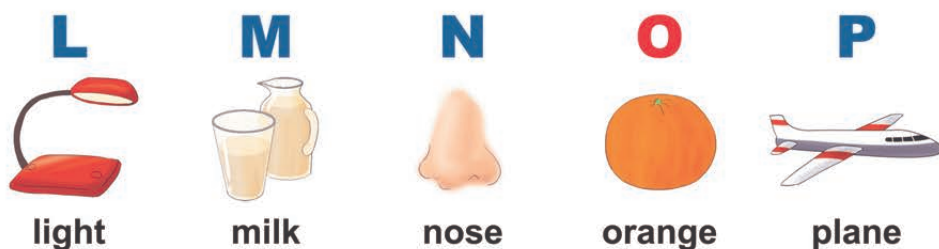
I like pink and yellow.



7  Listen, point and repeat.

L l M m N n O o P p

8  Listen, point and learn.



### PAIRWORK

Point and say the letters.

**B P D**    **C G**    **E F**    **M N H**    **O D**

*a d o p b m n h c e h n i j*

9 Read and copy.


<b>L l</b>	<i>L l</i>	<i>L l</i>	<i>L l</i>	<b>O o</b>	<i>O o</i>	<i>O o</i>	<i>O o</i>
<b>M m</b>	<i>M m</i>	<i>M m</i>	<i>M m</i>	<b>P p</b>	<i>P p</i>	<i>P p</i>	<i>P p</i>
<b>N n</b>	<i>N n</i>	<i>N n</i>	<i>N n</i>				

## GROUPWORK

1  Sing the song — Hello! What's your name?



2  Mime the action chant — The tiger jump.



3 Point, ask and answer.






## CHECK YOUR ENGLISH

- 4  Listen and match. Say their phone numbers.



Clare

6618 7240



Jack

7348 9321



Mike

5130 9642




Ann

7592 4461

- 5 Ask your partners' names and their phone numbers. Write them down.

Name			
Phone number			

- 6  Listen and number the pictures.



- 7 Point and read aloud the letters.

A B C D E F G H I J K L M N O P

**8 Fill in the missing letters. Then read.**

a	b		d			g	
i			l		n		p



**9 Find out what each word is.**

apple

zero

dog

pink

bed


nine

cat

plane

milk

black



9



0





10 Point and say. Fill in the missing big letters.



11 Do the sums. Write down your answers.

$$7 + 3 = \text{ten}$$


$$1 + 8 =$$

$$2 + 5 =$$

$$3 + 2 =$$

$$4 + 2 =$$


$$5 + 3 =$$



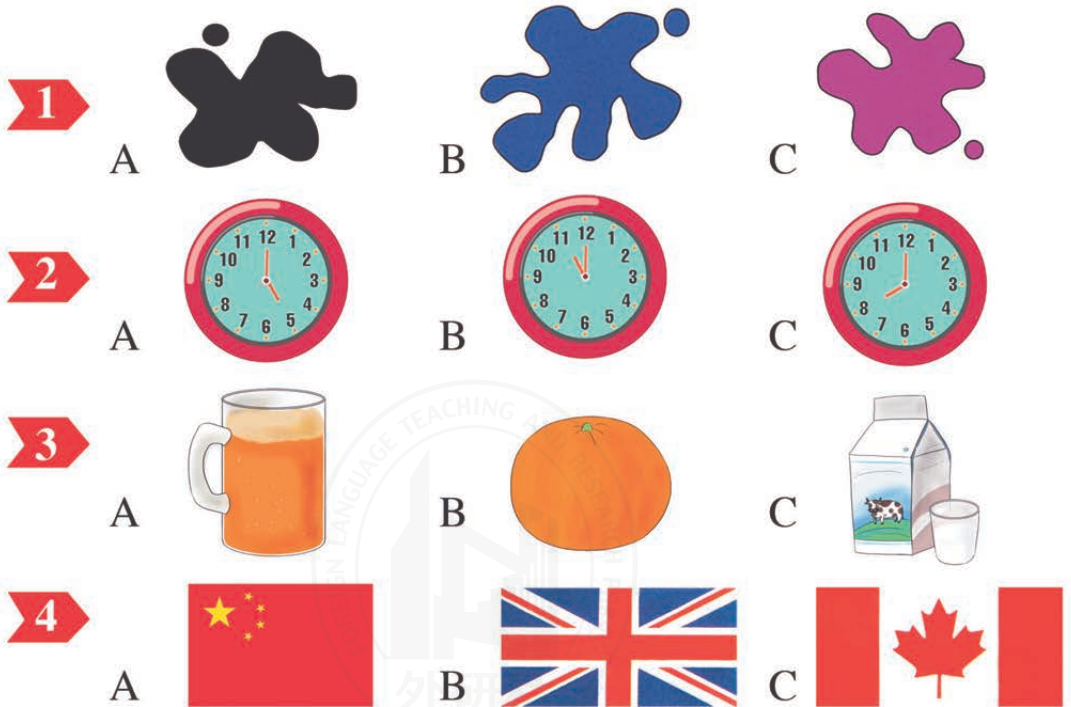
12 Point and say the numbers you see.



13  Listen and number the pictures.




14  Listen and choose. Circle (○) the answers.





15  Listen and colour.



**PAIRWORK**

Talk about the things in **13**, **14** and **15**.



**My progress**



Good!



Great!





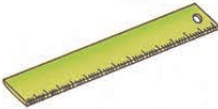




Super!



# School things

1  Listen and number. Then point and say.




































	pencil	<input type="radio"/>		schoolbag	<input type="radio"/>
	book	<input type="radio"/>		pencil case	<input type="radio"/>
	ruler	<input type="radio"/>		eraser	<input type="radio"/>
	pen	<input type="radio"/>			

2  Listen and point.

What colour is the wizard's schoolbag?




START



3  Listen and colour.



**PAIRWORK**

Talk about your school things.





# School things

4  Listen and point. Say the chant — See you tomorrow.






5  Listen and point. Number the pictures.




6  Listen, point and repeat.

Q q R r S s T t

7  Listen, point and learn.




8 Read and copy.



# School things


9a  Mime the action story.



9b  Listen and fill in the numbers.



**10 Read and colour the frames.**



- two pens
- five rulers
- one pencil case
- four pencils
- three erasers

**11 Think and match. Then read.**

two	one	seven
pen pens	rulers ruler	pencils pencil
one	nine	three
rubber rubbers	dogs dog	apple apples

**PAIRWORK**

Look at 10.

Ask and answer.

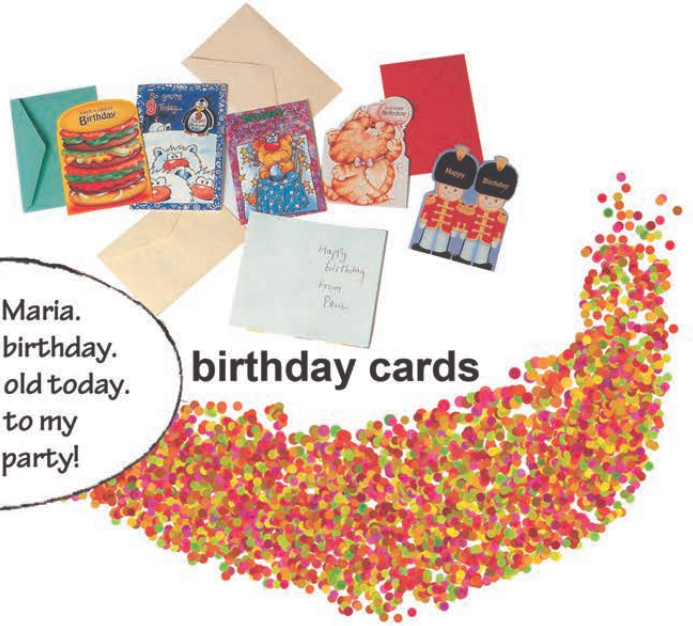


# Happy birthday!

1  Listen to Maria.



Hello! I'm Maria.  
Today is my birthday.  
I'm ten years old today.  
Welcome to my  
birthday party!



birthday cards

2  Listen and point. Sing the birthday song.

Happy birthday!



birthday cake

My birthday party

Hip, hip, hooray, Maria.

Hip, hip, hooray, Maria.



Happy, happy, happy, happy,  
Happy, happy, happy birthday.

Happy, happy, happy, happy,  
Happy, happy, happy birthday.






3a  **A story — A birthday cake for Pit.**



3b **Act out the story.**

# Happy birthday!

4  Look, listen and point. Then listen and repeat.




apples




bananas



birthday cake



pizza




orange



milk



juice



chocolate



ice cream




tea


5  Listen and fill in the numbers.




Tom



Sandra



1




2




3



4



Nick



Rita



## PAIRWORK

Practise the dialogues.

6  Listen, point and repeat.

Uu Vv Ww Xx Yy Zz

7  Listen, point and learn.

U



UFO

V



vegetables

W



water

X



X-ray

Y



yoyo

Z



zebra

8 Read and copy.





Uu Uu Uu Uu Xx Xx Xx Xx

Vv Vv Vv Vv Yy Yy Yy Yy

Ww Ww Ww Ww Zz Zz Zz Zz

# Happy birthday!

9a  Listen and mime.



9b  Listen again. Number the pictures.



10  Listen and sing the song.



Christmas Day



Christmas card



Christmas tree



New Year's Day

# My classroom

1a  Listen and colour. Sing the song.



1b  Listen, point and repeat.




chair



desk



board



floor




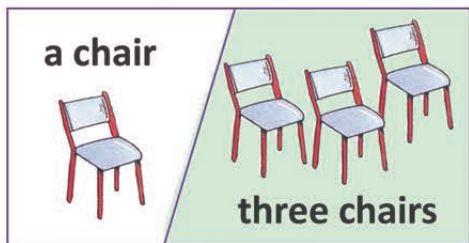
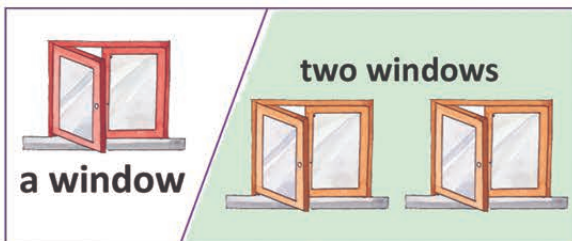
window




door



2  Listen, point and repeat.



+



= two boards

a whiteboard

a blackboard

a door

two doors



3 Read and match.


- What's in your classroom?
- How many chairs?
- What colour?



- Red.
- Chairs.
- Six.

**GROUPWORK**

Ask and answer.



# My classroom

4a  Listen and number.



4b  Listen and do.





5  Listen to the English alphabet.

**Aa** Bb Cc Dd **Ee** Ff Gg

Hh **Ii** Jj Kk

Ll Mm Nn **Oo** Pp

Qq Rr Ss Tt **Uu** Vv Ww

Xx Yy Zz

6  Listen, point and repeat.

<b>Aa</b>	H h J j K k
<b>Ee</b>	B b C c D d G g P p T t V v
	F f L l M m N n S s X x Z z
<b>Ii</b>	Y y
<b>Oo</b>	
<b>Uu</b>	Q q W w
	R r

# My classroom

7  Listen and sing the song — The ABC song.

ABCD  
EFGH  
IJKL  
MNOP  
QR



Next time won't you sing with me?

STUV  
WXYZ  
Z

8 Fill in the missing letters. Point and say.




Guess. What letter is it?





9a  Listen and mime.

 <p>Cut it out.</p>	 <p>Listen.</p>
 <p>Put it on your desk.</p>	
 <p>Colour it red and yellow.</p>	 <p>Draw a plane.</p>




9b  Listen again. Number the pictures.

## GROUPWORK

- 1  Say the chant — See you tomorrow.




- 2  Sing the song — Our happy classroom.

-  The floor is brown.
-  The board is black.
- The door is pink and blue.
- The chairs are red.
-  The desks are green.
- The windows are green, too.



- 3 Point, ask and answer.





## 4 Read and circle (○).

numbers

colours

classroom

school things

food and drinks

names

one

green

pencil

door

seven

juice

window

Bob

five

white

yellow

Pit

cake

Sam

ruler

pencil case

rubber

black

milk

four

blackboard

red

desk

Toby

pen

crayon

apple

schoolbag

book

blue

twelve

banana

green

chair



crayons

## 5 Point and read. Spell the words.



OK. Desk,  
D-E-S-K,  
desk.

Spell it, please.

## CHECK YOUR ENGLISH

6  Listen and number the pictures.



7  Listen and fill in the numbers.


























8  Listen and circle (  ) the letters you hear.




9  Listen again. Write their small letters in order.

a b




10  Listen and join the dots. Write the words.



\_\_\_\_\_



11  Listen and colour.







12  Listen and put in the missing letters.





colour    p n    c t    c o e    t k









13  Listen and choose. Circle (  ) the answers.

1  A.  B.  C. 

2  A.  B.  C. 

3  A.  B.  C. 

☆☆☆

PAIRWORK



Talk about your school things.

What's in your schoolbag? A pencil case, books, ...

What colour is your pen? It's red and yellow.

How many books? Seven.



My progress




Good! Great! Super!

# Word list

## Starter unit

<b>and</b>	和, 与	<b>listen (to)</b>	听
<b>are</b>	是	<b>look</b>	看
<b>begin</b>	开始	* <b>mime</b>	比划着表达
<b>child</b>	孩子 (复数形式为 children)	<b>Miss</b>	小姐
<b>colour</b>	给……着色; 色彩, 颜色	<b>morning</b>	早晨, 上午
<b>come</b>	来	<b>name</b>	名字
<b>come on</b>	过来呀	<b>OK</b>	行, 可以
<b>draw</b>	画	<b>play</b>	玩耍
<b>easy</b>	容易的	<b>read</b>	阅读
<b>English</b>	英语	<b>ready</b>	准备好的
<b>fine</b>	健康的	<b>sing</b>	唱
<b>good</b>	好的	<b>speak</b>	说话, 讲话
<b>goodbye</b>	再见	<b>the</b>	〔用于表示你正在谈论一个已经提到过、已经知道的人或物〕
<b>guess</b>	猜测	<b>think</b>	想
<b>hello</b>	你好	<b>tiger</b>	老虎
<b>hi</b>	〔非正式〕你好	<b>today</b>	今天
<b>how</b>	怎么样 (尤在见面时用于询问健康状况)	<b>what (what's = what is)</b>	什么 (是什么)
<b>I (I'm = I am)</b>	我 (我是)	<b>write</b>	写
<b>in</b>	在……里	* <b>yeah</b>	〔非正式〕是, 对
<b>is</b>	是	<b>you</b>	你
<b>join</b>	参加	<b>your</b>	你的
<b>kid</b>	小孩, 儿童		
<b>let (let's = let us)</b>	让 (用于表示提议或帮忙)		





# Word list

## Unit 1

---

action	行为	go	走
apple	苹果	me	我
bed	床	my	我的
* bye-bye	[非正式] 再见, 拜拜	new	新的
cat	猫	* skateboard	滑板
dog	狗	this	这, 这个
egg	蛋		

## Unit 2

---

box	盒	no	不, 不行
crayon	彩色蜡笔; 彩色粉笔	number	数字; 电话号码
do	做, 干	one	一
eight	八	phone	电话
five	五	prize	奖品
flag	旗, 旗帜	seven	七
four	四	six	六
great	非常好的; 大的	* snail	蜗牛
guitar	吉他	* super	极好的, 了不起的
horse	马	ten	十
* how many	几个, 多少个	thank	感谢
ice cream	冰激凌	three	三
juice	(水果或蔬菜的) 汁; 水果(蔬菜)汁饮料	two	二
jump	跳	yes	是, 对
kite	风筝	* yippee	好啊
nine	九	* yuk	呸, 啐, 讨厌
		zero	零

# Word list

## Unit 3

at	向, 朝	* oh	〔用于引起别人的注意〕
black	黑色		喂, 嘿
blue	蓝色	open	开, 打开
brown	褐色, 棕色	orange	柑橘, 橙; 橙色
* butterfly	蝴蝶	* phew	〔表示疲倦、热或放心〕
door	门		啊! 唷! 唉!
green	绿色	pink	粉红色
grey	灰色	plane	飞机
heeheehee	〔笑声〕 嘿嘿嘿	please	请
* Help!	〔口语〕 救命!	purple	紫色
here you are	给你	* rainbow	彩虹
* house	房屋	red	红色
light	灯	too	也, 还
like	喜欢	white	白色
milk	牛奶; 羊奶	* wizard	巫师
night	夜晚, 夜间	* wow	〔表示赞叹或惊奇〕 呀!
nose	鼻子		哇!
now	现在	yellow	黄色

## Unit 4

book	书	rubber	〔英〕 橡皮擦
eraser	〔美〕 橡皮	ruler	尺子, 直尺
* hooray	〔表示高兴的呼喊声〕	schoolbag	书包
	好哇	see	看见, 看到
pen	钢笔	* skipping rope	跳绳
pencil	铅笔	star	星; 星状, 星形
* pencil case	铅笔盒; 笔袋	table	桌子
put	放, 放置	tomorrow	明天
queen	王后; Q (牌)	TV	电视
rabbit	兔		



# Word list

## Unit 5

* abracadabra	阿布拉卡达布拉 (表演魔术、施魔法时所念的咒语)	old	(多少) 岁
banana	香蕉	ouch	哎唷
birthday	生日	party	聚会, 宴会, 派对
cake	蛋糕	* pizza	比萨饼
can	能, 会	quick	快, 快点
cap	帽子	run	跑, 奔跑
card	卡片; 贺卡	snake	蛇
catch	接住	* take off	脱下, 脱去
chocolate	巧克力	tea	茶
Christmas	圣诞节	there	[表示某事物存在或发生]
day	一天, 一日	thirsty	渴的, 口渴的
happy	高兴的, 快乐的	throw	投, 扔
* Happy birthday!	生日快乐!	tree	树
		* UFO	不明飞行物
* Happy New Year!	新年快乐!	vegetable	蔬菜
		* warning	警告, 警示
have	吃; 喝	water	水
* hip, hip, hooray!	[表示赞许的声音] 加油!	welcome	欢迎
	好哇!	* wham	[形容某物突然撞击他物的声音] 砰, 嘭
into	进入, 到……里面	X-ray	X 射线, X 光
lovely	美好的	year	年
mouse	老鼠	* yoyo	悠悠, 溜溜球
* New Year's Day	新年	* yummy	[非正式] 美味的, 可口的
		* zebra	斑马

# Word list

## Unit 6

---

* all right	好的, 好吧	floor	地板, 地面
blackboard	黑板	letter	字母
board	板	next time	下一次
chair	椅子	whiteboard	白板
classroom	教室	window	窗, 窗户
* cut out	剪下; 剪出(某种形状)	with	和……一起
desk	书桌	won't	要不要

## Names

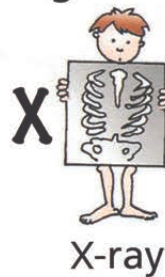



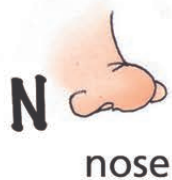


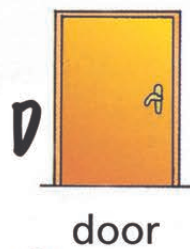

---

Alice	艾丽斯	Mike	迈克
Ann	安	Nick	尼克
Bob	鲍勃	Pat	帕特
Clare	克莱尔	Paul	保罗
Emma	埃玛	Pit	皮特
Frank	弗兰克	Rita	丽塔
Fred	弗雷德	Sam	萨姆
Jack	杰克	Sandra	桑德拉
John	约翰	Toby	托比
Lisa	莉萨	Tom	汤姆
Maria	玛丽亚	Williams	威廉斯


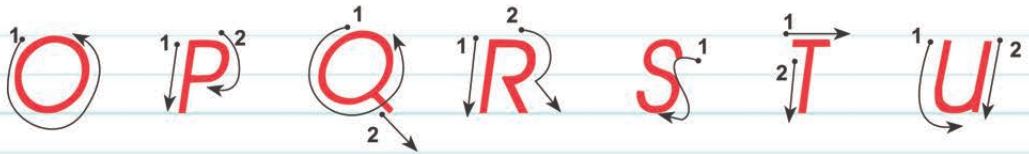
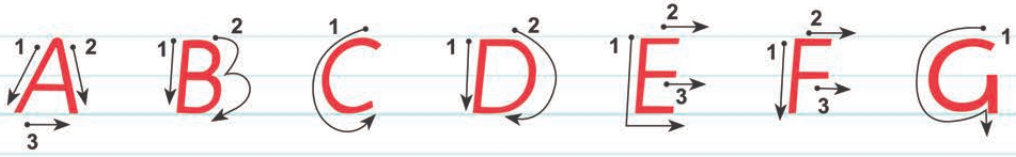




# The English alphabet



# English handwriting






# Word family



## School things

book	书
pen	钢笔
pencil	铅笔
pencil case	铅笔盒, 笔袋
ruler	尺子, 直尺
schoolbag	书包




## Food and drink

cake	蛋糕
chicken	鸡肉
chocolate	巧克力
egg	蛋
fish	鱼
ice cream	冰激凌

juice	果汁
milk	牛奶; 羊奶
noodles	面条
pizza	比萨饼
rice	米饭
tea	茶





## Classroom

blackboard	黑板
chair	椅子
desk	书桌
door	门
floor	地板； 地面
whiteboard	白板
window	窗，窗户



## Animals

butterfly	蝴蝶
cat	猫
dog	狗
horse	马
rabbit	兔子
snail	蜗牛
tiger	老虎
zebra	斑马




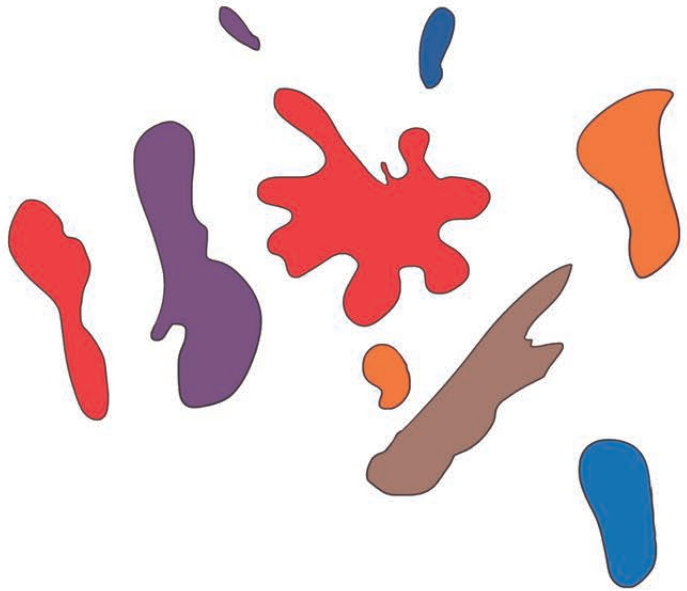


## Actions

bye-bye	〔非正式〕再见, 拜拜	mime	比划着表达
catch	接住	play	玩耍
colour	给……着色	read	读
draw	画	sing	唱
guess	猜测	speak	说
hello	你好	think	想
jump	跳	throw	投, 扔
listen	听	write	写
look	看		

## Colours

black	黑色
blue	蓝色
brown	褐色, 棕色
green	绿色
grey	灰色
orange	橙色
pink	粉红色
purple	紫色
red	红色
white	白色
yellow	黄色



## Numbers

eight	八	six	六
eleven	十一	ten	十
four	四	three	三
five	五	twelve	十二
nine	九	two	二
one	一	zero	零
seven	七		















# Supplementary activities

Unit  
2

1  Listen and point. Say the chant.

 <b>CROAK</b>	
<b>CROAK CROAK</b>	
<b>CROAK CROAK CROAK</b>	
<b>CROAK CROAK CROAK CROAK</b>	
<b>CROAK CROAK CROAK CROAK CROAK</b>	
<b>CROAK CROAK CROAK CROAK CROAK CROAK</b>	
	
	



2



Listen and write.







3 Listen. Then play the game.



1  A chant — What's my favourite colour?

What's my favourite colour?

Is it blue?

No, no, no.

Is it green?

No, no, no.

Is it pink?

No, no, no.

Is it red?

No, no, no.

Is it white?

Yes, that's right.





## 2 Children of the world. Colour the flags.












3 Play a guessing game.



1  Listen and fill in the numbers.



2 Write the names in the boxes.

	<b>Sandra</b>	five pink erasers	<input type="text"/>
<b>Susan</b>		three black pens	<input type="text"/>
		four blue pens	<input type="text"/>
<b>Ben</b>		three yellow pencils	<input type="text"/>
	<b>Linda</b>	two green erasers	<input type="text"/>
<b>Sam</b>		six purple pencils	<input type="text"/>
	<b>Fred</b>		



**1**  **Listen and sing the song.****Merry Christmas**

Merry Christmas, Merry Christmas,  
Father Christmas is here.

Merry Christmas, Merry Christmas,  
And a Happy New Year.

Hi, I'm Brenda.  
Look at my Christmas  
photos.



My Christmas stockings.



Here are my presents.



We get lots of  
Christmas cards.

**2 Make a Christmas puzzle.** (See page 75)

You need: scissors, cardboard, glue, wrapping paper.

1. Colour the Christmas puzzle.



2. Cut it out.



3. Stick it on cardboard.



4. Cut along the dotted lines.

5. Put the puzzle in a box. Wrap it.

6. Give it to a friend.

Merry Christmas,  
Alice.

Thank you, John.  
Merry Christmas and  
a Happy New Year.





3 Colour and speak.



# Word list

## Supplementary activities

---

along	顺着, 沿着	* lots of	大量, 许多
* Argentina	阿根廷	* Merry Christmas	圣诞快乐
* Brazil	巴西	<b>photo</b>	照片, 相片
* cardboard	(硬) 纸板, 卡纸	* puzzle	拼图游戏, 益智游戏
* croak	蛙鸣, 呱呱叫	<b>right</b>	正确的
* dotted line	虚线, 点线	scissors	[复数] 剪刀
* Father Christmas	圣诞老人	stick	粘, 贴
<b>favourite</b>	最喜欢的	* stocking	长筒袜
<b>from</b>	来自	<b>that</b> (that's = that is)	
glue	胶, 胶水		那, 那个 (那是)
* Great Britain	大不列颠, 英国	* wrap	(用布、纸等) 包
* Italy	意大利	* wrapping paper	(礼物的) 彩色包装纸


## Names

---

Adrian	阿德里安	Linda	琳达
Ben	本	Lucia	露西娅
Brenda	布伦达	Pablo	巴勃罗
Gabriella	加布里埃拉	Susan	苏珊













## 后 记

《英语》(Join In) 是依据教育部《义务教育英语课程标准》的教育理念和教学目标要求, 吸纳现代外语教育在非英语国家对少年儿童实施英语教学的研究成果, 并根据我国小学英语教育的实际, 由外语教学与研究出版社和英国剑桥大学出版社合作开发的一套小学三年级起点的英语教材。

本教材以 20 世纪末国际教育心理学、认知心理学与语言教学理论的最新成果——加德纳多元智能理论作为编写的主导思想。该理论认为, 每个人都具有八种智能特征, 即语言、数学逻辑、音乐、空间、身体运动、人际、自我认知和自然认知等智能。本教材特别注重少年儿童认知系统与心理机制的开发, 力图让小学生的各种智能特征在英语学习过程中得以表现, 使教材的教学成为对小学生各种外显的语言学习活动与智能开发以及综合语言运用能力培养的优化整合过程, 从而实现小学英语教育人文性和工具性的统一。

教材 1、2、3、4 册依据《义务教育英语课程标准》一级教学目标要求设计, 供小学三、四年级使用; 5、6、7、8 册依据课程标准二级教学目标要求设计, 供小学五、六年级使用。教材编排关注学习过程, 凸现以听的方式导入, 强调活动与实践, 按“理解—识记—学习—掌握—运用”的层次推进, 注重复现, 体现学习的渐进性和持续性。

《英语》(Join In) 由冈特·根格罗斯、赫伯特·普赫塔和刘兆义主编, 编写组成员还有朱腊梅、雷军和克里斯廷·麦卡弗蒂等。北京师范大学外国语言文学学院院长程晓堂教授和全国基础外语教育研究培训中心常务副理事长张连仲教授等为本教材编写指导专家。



绿色印刷产品

