



义务教育教科书

英语

(三年级起点)

五年级 下册



外语教学与研究出版社



义务教育教科书

英语

(三年级起点)

五年级 下册

Günter Gerngross (奥) Herbert Puchta (奥) 刘兆义 主编



外研社

外语教学与研究出版社

FOREIGN LANGUAGE TEACHING AND RESEARCH PRESS

北京 BEIJING

出 版 人：徐建忠
项目策划：张世钦
责任编辑：张世钦
装帧设计：北京至品广告有限责任公司
插图设计：炫木马时尚设计工作室

英语（三年级起点）
五年级下册 学生用书

主编：Günter Gerngross（奥） Herbert Puchta（奥） 刘兆义

基础教育出版分社：

地 址：北京市西三环北路19号 外研社大厦 基础教育出版分社（100089）

咨询电话：010-88819666（编辑部）／88819688（市场部）

传 真：010-88819422（编辑部）／88819423（市场部）

电子信箱：beed@fltrp.com

购书电话：010-88819928/9929/9930（邮购部）

购书传真：010-88819428（邮购部）



致同学



同学们好！我是托比，以后就叫我 Toby 吧。

欢迎大家与我一起开始学习英语！

我们所学教材的英语名字是 Join In，是“参与”的意思。它里面有好多好多优美动听的英语歌曲、易学易说的英语小韵文和诗歌、十分有趣的英语故事和童话剧，还有非常好玩的英语动脑筋游戏。大家一定会很喜欢！

让咱们参与到这些丰富多彩的听、说、读、写、演、唱、玩的英语学习活动中去吧！我相信，大家一定能在活动中体会到英语学习的乐趣，掌握一些英语学习的方法，逐渐提高学英语和用英语的能力，成为英语学习的主人！

小朋友好！很高兴能成为你们的“老”朋友！真羡慕你们这么小就可以学习英语了！

每个小朋友都希望爸爸妈妈和老师夸自己学习好，是个聪明的孩子。那么怎么才能学好英语呢？其实，“聪明”这两个字已经给了我们答案。你看“聪”字的左边是个“耳”，右边上面的“、”就像一对眼睛，中间是个“口”，下面是个“心”。这是告诉我们，学英语啊，一要用耳多听，听是攻克英语城堡的突破口；二要用眼多看、多阅读，注意观察；三要用口多说、认真模仿、出声朗读、大胆地说；四要特别注意用心用脑，学习中要多动脑筋思考、勤记忆。这些学习的好习惯，一定要从小就养成。而由“日”和“月”组成的“明”是告诉大家，学英语是个循序渐进的过程，需要日积月累的坚持和努力。小朋友只要记住这些道理，跟随 Toby 这位新朋友积极参与教材上的听、说、读、写、演、唱、玩等各种活动，就一定能够学好英语。

衷心祝愿小朋友，好好学习，天天向上，都成为聪明的好孩子！

你们的“老”朋友
刘兆义

Contents

Starter unit	Join in again	2
Unit 1	A phone call	8
Unit 2	Life in the Arctic	14
Unit 3	Television	20
Revision 1		26
Unit 4	In town	32
Unit 5	On the beach	38
Unit 6	Adventures	44
Revision 2		50
Supplementary activities		58
Two one-act plays		68
Word list		70
Vocabulary		74
Proper names		80



Join in again


1a  Listen and sing the song.

The alphabet rock

Welcome back now, everyone.
Learning can be lots of fun.
Enjoy your time in class again
With Toby, and his clever friends.
Let's rock until the English lesson ends.

One, two, three — a, b, c,
Sing and dance and rock with me, yeah.
D, e, f, g, h, i, j,
Come on, it is a lovely day.
K, l, m, join in again, hey, hey!

N, o, p, q, r, s, t,
Clap your hands and rock with me.
Sing u and v and w.
Touch your nose and shake your head,
Turn around, shout x and y and z.



1b  **Listen and number. Then read.**

- | | |
|---|--|
| <input type="checkbox"/> Touch your nose and shake your head. | <input type="checkbox"/> Enjoy your time in class again. |
| <input checked="" type="checkbox"/> 1 Welcome back now. | <input type="checkbox"/> Sing and dance and rock with me. |
| <input type="checkbox"/> Come on, it is a lovely day. | <input type="checkbox"/> Clap your hands and rock with me. |

2  **Listen and mime.**

- | | | |
|--------------------|----------------------------------|------------------|
| ◆ Touch your nose. | ◆ Clap your hands. | ◆ Turn around. |
| ◆ Touch your hair. | ◆ Shake your head. | ◆ Dance with me. |
| ◆ Touch your ears. | ◆ Shake hands with your partner. | |

3  **Read the text. Then answer the questions.**



I am Nick. There are five people in my family. They are my father and mother, my sister, my brother and me. My father is a teacher. He teaches Science. My mother is a nurse. My sister and I are at the same school. I am in Year 5. She is in Year 3. My brother is small. He is only five. He doesn't go to school. I have a happy family!

1. How many people are there in Nick's family? Who are they?
2. What does his father do? What about his mother?
3. Does Nick's father teach English?
4. Does Nick's brother go to school? How old is he?



PAIRWORK

Tell your partner about your family.


Join in again

4 Do the crossword. Circle (○) the job words.
Then write.

a	p	b	p	i	l	w	y
d	o	c	t	o	r	o	w
r	l	q	e	h	t	v	o
i	i	f	a	r	m	e	r
v	c	o	c	c	b	a	k
e	e	n	h	o	w	z	e
r	m	m	e	o	b	e	r
x	a	o	r	k	o	r	a
a	n	u	r	s	e	h	d

- 1 _____ farmer _____
- 2 _____
- 3 _____
- 4 _____
- 5 _____
- 6 _____
- 7 _____
- 8 _____

5 Look and fill in the correct numbers.



- It's half past three.
- It's twenty to seven.
- It's quarter past nine.
- It's quarter to five.
- It's eight o'clock.
- It's twenty-five past three.
- It's ten to twelve.
- It's five past eleven.
- It's twenty-five to two.

PAIRWORK

Ask your partner what time it is.

6a Read and think. Then write about what Wang Tao is going to do.

There is no school tomorrow. It is Saturday. What is Wang Tao going to do tomorrow? Read his notebook. Then write about what he is going to do.

February 20, Saturday


9:00 am	Clean my room
10:00 am	Watch <i>Animal World</i>
Afternoon	Play <i>ping-pong</i>
7:00 pm	Go to Li Yu's birthday party

He is going to clean his room at nine in the morning. He is ...




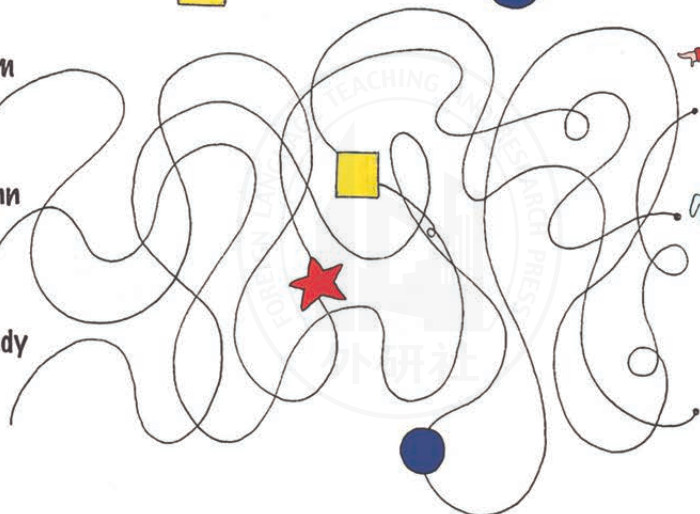
6b  **Listen, check and read.**

7  **Write sentences about the children's dreams in your notebook. Then listen and check.**

 = often

 = sometimes

 = never

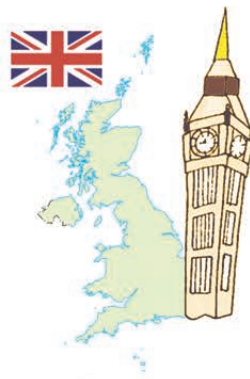


Join in again

8a Look and think. Then talk about Steve.



Steve



Then



or



The questions below will help you.

1. How old is Steve?
2. When is his birthday?
3. Where is he from?
4. What does he love?
5. What can he do?
6. When does he get up in the morning?
7. When does he go to school?
8. When do classes begin?
9. When does he go home?
10. What does he do then?
11. When does he go to bed?

PAIRWORK


Ask your partner about Steve.

8b  **Listen and complete the sentences.**


Steve is _____ years old. His birthday is on _____.
He is from _____. He loves _____. And he
can _____.

Steve gets up at _____ in the morning. He goes to
school at _____. Classes begin at _____.
He goes home at _____.

Then he does _____ or watches _____.
He goes to bed at _____.

9  **Match questions and answers. Fill in the numbers.**
Then listen and check.

- 1 Do you like English?
- 2 When do you come to school?
- 3 Is your mother a teacher?
- 4 How does she go to work?
- 5 Whose new car is it?
- 6 Has your father got a sister?
- 7 Can Mr Yue swim?
- 8 Where are you going?
- 9 What is Miss Ma going to do?
- 10 Is there a taxi near here?



- No, she isn't.
- I'm going to the library.
- No, he hasn't.
- 1 Yes, I do.
- It's my uncle's.
- She's going to swim.
- Yes, let's go by taxi.
- She goes to work by bike.
- At half past seven.
- No, he can't.

PAIRWORK

Ask and answer the questions in **9**.



A phone call

1a Listen to the conversation.

(The children are on their way home from school.)

Ken, Penny, Paula, Philip:	Bye, see you tomorrow.
Paula:	Hey, wait a moment. I've got a new CD-ROM.
Ken, Penny:	What is it about?
Paula:	Arctic animals.
Philip:	Super.
Paula:	Can you come to my place?
Ken, Penny, Philip:	Yes, great.
Ken:	I have to ask Mum first.
Philip:	Right, and I have to ask my grandmother.
Penny:	Is there a phone box near here?
Paula:	Yeah. There's one over there.
Penny:	Hurry up. Phone your mum and your grandma!



1b Read the conversation. Then answer the questions.

Hello, is that Mum?



1. Who has got a new CD-ROM?
2. Who has to phone his mother?
3. Who has to phone his grandmother?
4. Where are they going to make the phone call?
5. Where do the children want to go?

GROUPWORK

Act out the conversation in groups.



2a  **Read the sentences. Then listen and number.**

(Mrs Brown's computer has something wrong.
She is phoning her grandson Mike for help.)

- Yes, it's Mike. Who's speaking?
- Oh sorry, Granny. I have to do my homework.
What about this evening?
- 1** Hello!
- OK. See you this evening.
- It's your granny. Can you come to my place now?
My computer doesn't work!
- Hi, is that Mike?
- Bye-bye.



2b **Write down the telephone conversation in the correct order. Then practise in pairs.**

Mike: Hello!

Granny: Hi, is that Mike?

Mike: _____

Granny: _____

Mike: _____

Granny: _____

Mike: _____

A phone call




3



A story — The Easter Bunny is ill.





How many eggs can you find?

A phone call

4



Read the text. Then listen and repeat.



Mobile phones are very popular across the world. You can use a mobile phone to write emails, listen to music, watch TV programmes and play games. You can use it to visit your favourite websites and even do shopping.

PAIRWORK

Discuss what you can do with a mobile phone.



make phone calls



visit websites



see films



get messages



take photos

What can you do with a mobile phone?

Can you visit websites?



I can send and get messages.

Of course I can, but I don't visit websites often.

5a Grammar puzzle.

1 I have to ask Mum first.

2 My father collect stamps.

3 His parents love music and art.

4 Philip have to get up before 7:00.

5 Their uncle have got many CD-ROMs.

5b Check your answers with your partner. Then read.

6 Complete the sentences with the correct form of the words in the box.

- 1 My cousin Yanmei _____ hard at English.
- 2 She _____ English very much.
- 3 She _____ many English storybooks.
- 4 She often _____ her storybooks.

like
work
read
collect

1a  **Look, listen and learn.****The Arctic**

What do you know about the Arctic?

Where is the Arctic?

Look, the Arctic is here.

It is at the North Pole of our Earth.



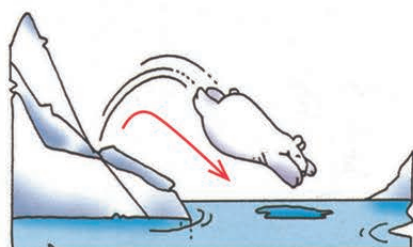
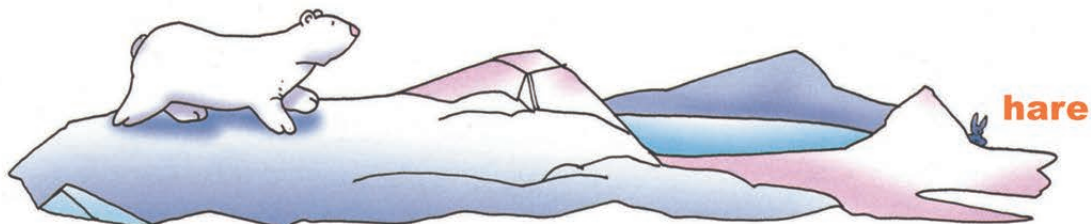
It is very, very cold in the Arctic. Go to the Arctic, and you will see a white world. There is ice everywhere. The sea is clean and blue, and the sky is also very, very blue. The Arctic is very beautiful!

1b **Read the text again. Tell your partner what the Arctic is like.****2**  **Listen and say the sentences.**


1. The Arctic is very, very cold.
2. There is ice everywhere in the Arctic.
3. The sky is very, very blue.
4. The Arctic is very beautiful!



polar bears

3  Listen and say the chant.

jump in the water




swim across the lake



walk through the snow



run up the hill

come to the top
look around**The polar bear**


What's over there?
What's over there?
A bear, a bear,
A big, big bear.
A big, big polar bear.

What's he doing over there?
What's he doing over there?
The bear, the bear,
The big, big bear,
The big, big polar bear.

He wants to catch a hare.
He wants to catch a hare.
The bear, the bear,
The big, big bear,
The big, big polar bear.

He jumps in the water,
He swims across the lake.
He walks through the snow
And he runs up the hill.

When he comes to the top,
He comes to a stop.
He looks around,
And what's not there?
The hare, the hare, the arctic hare.

4a  A story — Nicola's holiday (1).

Nicola comes to the Arctic. She is going to have her holiday there.



4b Answer the questions.

1. Is Nicola going to have her holiday in the Arctic?
2. Is Nicola happy to see her grandparents?
3. Does Nicola like it there?
4. Why does Nicola think it is boring there?

5a  A story — Nicola's holiday (2).


Early the next morning, Grandpa wakes Nicola up ...



5b Complete the sentences with the words in the box.

happy fish fishing no wakes playground

- Nicola's grandfather wakes her up early in the morning.
- They go fishing and get some _____ for lunch.
- Nicola says to Grandpa, "Can we go _____ again tomorrow?"
- Grandpa says, "We are going to the _____ tomorrow."
- Nicola finds _____ playground at all. But she is very _____!

6a  **A story — Nicola's holiday (3).**

Next Grandpa will show Nicola his TV. Do you know what's on his TV?



6b Choose the right answers. **A**, **B** or **C**?

- Grandpa _____ a TV for Nicola.
 A. has got B. hasn't got C. is going to buy
- Nicola sees some _____.
 A. arctic hares B. seals C. polar bears
- Nicola says, "Yes, very boring!" What does she really mean?
 A. It's great fun here! B. It's too cold here! C. It's boring here!

7  **Listen to the whole story — Nicola's holiday.**
Then act out the story in groups.

8 Which two sentences have the same meaning?
Read and match. Then say all the sentences.

1. There are no playgrounds.
2. There are no shopping malls.
3. We are going to the playground.
4. I'll show you my TV.
5. Can we go fishing again tomorrow?

I'm going to show you my TV.

We'll go to the playground.


There aren't any shopping malls.

Let's go fishing again tomorrow.

There aren't any playgrounds.

9  **Look and listen. Then role-play.**

Tomorrow is Saturday. What will the children do?




1  **Read the text. Then answer the questions.**



TV is short for television.
There are many different TV programmes.
Different people like different programmes.
Children usually like cartoons.

1. Do you often watch TV?
2. What programmes do you often watch?

2  **Listen and point. Then tick (✓) what you like to watch on TV.**



cartoons



sports programmes



science fiction films



detective films



nature programmes



romantic films

3a  **Listen and tick (✓).**



Juliet



cartoons
nature programmes
sports programmes
science fiction films
detective films
romantic films





Fred



Angela



cartoons
nature programmes
sports programmes
science fiction films
detective films
romantic films





Frank

3b  **Listen again and answer the questions.**

- Does Juliet like cartoons?
Does she like science fiction films?
- Does Fred like nature programmes?
Does he like sports programmes?
- Does Angela like science fiction films?
Does she like cartoons?
- Does Frank like nature programmes?
What doesn't he like?

PAIRWORK

- Talk about what programmes the four children like and don't like.
- Talk about what programmes you like and don't like.

4  **When do the programmes begin?**

Listen, draw and complete the sentences.



The sports programme _____ at _____ to _____.

The nature programme begins at _____.

The cartoon _____ at _____.

The science fiction film _____ at _____.

5 Listen and read.

Mingming and his sister like watching TV. They always watch on Saturday and Sunday.

Mingming likes cartoons. He thinks they are interesting. This evening, there is a cartoon on called *Kung Fu Panda*. It begins at twenty to eight. Mingming will watch it.



His sister doesn't like cartoons. She thinks they are boring. She never watches them. She will watch *Man and Nature* this afternoon. It begins at twenty past four in the afternoon. "This programme is really great!" she says.

6 Language puzzle. Fill in the numbers. Then read the sentences.

never watch football. I

like cartoons and I nature programmes.

sports programmes. brother My watches often

like programmes. He nature doesn't

7 Can you read the texts?

I often watch . I   very much. My  and my  also  . I do not  .

I think they are stupid.

Peter

I often watch TV. I like nature programmes. My dad often watches sports programmes. My mum doesn't often watch science fiction programmes. She likes romantic films.

Jill

TV on Saturday and Sunday. I often watch sports programmes and nature films. I don't like science fiction very much. My favourite programmes are cartoons and detective films. I always watch Barbara


Now write your own text.



8



Listen to the poem. Then read it out loud.



Kevin Dee

I've got a friend called Kevin Dee,
And he's a star on TV.
Just switch on the telly
And watch for a while,
And there he is with a big, big smile.

He's eating sweets,
First one, then two,
And then he stops and looks at you.
He smiles and says, "I love these sweets,"
And then he eats and eats and eats.



Thousands of children
Like you and me
Want to have what they see on TV.
They go and buy big bags of the sweets
That Kevin eats and eats and eats.

But what Kevin says on TV is not true.
He doesn't like sweets like me and you.
He only eats them on TV.
I know, 'cause Kevin goes to school with me!



CHECK YOUR ENGLISH

- 1  **Read the phrases. Then listen and tick (✓) what you hear.**

- | | |
|---|---|
| <input checked="" type="checkbox"/> 1. make phone calls | <input type="checkbox"/> 6. play games |
| <input type="checkbox"/> 2. send and get messages | <input type="checkbox"/> 7. listen to music |
| <input type="checkbox"/> 3. visit websites | <input type="checkbox"/> 8. learn English |
| <input type="checkbox"/> 4. take notes | <input type="checkbox"/> 9. watch TV |
| <input type="checkbox"/> 5. take photos | <input type="checkbox"/> 10. watch the weather report |



- 2  **Read the conversation. Then listen and repeat.**

Paula: Have you got a mobile phone, Mike?

Mike: Yes, I have. I've got a 3G mobile phone.

Paula: Great! What do you do with your mobile?

Mike: Make phone calls, of course. And send and get messages, too.

Paula: What about you, Rose? What can you do with your mobile?

Rose: I've got a 3G mobile phone, too. I can do many things with it.

I often visit websites, listen to English and take photos.



GROUPWORK

Discuss what you usually do with a mobile phone.

What do you do with your mobile phone?

I watch the weather report, listen to music and take photos.



- 3** Ask your friends, family and teacher to find out their favourite arctic animals. Then tell the class the animals that got the most and least votes.

The seal



The arctic fox



The arctic hare



The polar bear



The snowy owl




PAIRWORK

Ask about your partner's favourite arctic animal.

What's your favourite arctic animal, Xiaohui?

Oh, it's the arctic fox.
It's so beautiful.



4  Match questions and answers. Then listen and check.

1. Do you often watch TV?
2. Does Frank like sweets?
3. Has Bill got a 40-inch TV?
4. When does *Man and Nature* begin?
5. Does Mingming's sister like cartoons?
6. What programmes does Joe often watch?

Yes, he has.


At twenty past four.

No, I don't.

Films.

Yes, he does.

No, she doesn't.



PAIRWORK

Ask and answer the questions.

1. Do you often watch TV?
2. Do you like cartoons?
3. What programmes do you often watch?
4. Does your father watch *CCTV News* every day?
5. Does he like sports programmes?
6. What programmes does your mother often watch?



5 Complete the sentences with the given words.

- | | |
|---------|--|
| cold | 1. In Wuhan, it is very _____ in summer. |
| hot | 2. I'm _____. Can I have some water, please? |
| cool | 3. Tom is a _____ boy. He is good at his lessons. |
| warm | 4. It is _____ in Changchun in winter. |
| clever | 5. Oh, I'm _____. I want to have a big hamburger. |
| boring | 6. It is _____ in Beijing's autumn. |
| thirsty | 7. That film is _____! Many people don't like it. |
| hungry | 8. Spring is coming. The weather is getting _____. |



PAIRWORK

Read the words and the sentences in 5. Make your own sentences with these words.



6 Read the sentences. Then write sentences with the given words.

1. My cousin works hard at English.

_____ (Tim, Science)

2. She never watches cartoons.

_____ (Hans, eat fish)

7



Listen and fill in the numbers.











8




Read and match. Fill in the numbers. Then listen and repeat.

- 1 Mrs Lee: Can you open the window, please?
Tom: OK.
- 2 Mrs Lee: Can I open the window, Tom?
Tom: Yes, of course.
- 3 Tom: Can you get the cake for Bill, please?
Connie: Sorry, I'm not going to his place.
- 4 Tom: Can I have some more cake, Connie?
Connie: Yes. Here you are.

- Tom wants to eat some more cake.
- Tom asks Connie for help.
- Mrs Lee wants to open the window.
- Mrs Lee asks Tom to open the window.



- 9  Listen to the conversation. Then read and talk with your friends if you want to live on a farm.

Dick and Joe are on a farm for holiday. They live in a farmhouse.



It's boring here! There are no computers. We can't use the Internet. There are no KTVs. We can't go singing. And the old TV doesn't work sometimes! And the food ...

Yeah, life is hard here, but the weather is great! There's a lake. The water is nice and clean. We can often go swimming! At night, we can see thousands of stars in the sky. It's lovely here, I think.



Right, that's great. But, er ... there are no hamburgers and no pizzas.

We can eat different fruits and vegetables on the farm. That's great!



My progress



Good!



Great!



Super!



1  Look, listen and fill in the numbers.



museum




park



church



train station



tourist office



police station



hospital







bus stop



post office

2  Listen and tick (✓) the answers.

			
left	left	left	left
right	right	right	right
straight ahead	straight ahead	straight ahead	straight ahead

3 Act out the conversation in class.

Excuse me, where's the train station?

Go straight ahead.

Thank you.

That's OK.



4



Listen and sing the song.


See you at Tony's

At Tony's, at Tony's,
You get the best ice cream in town.
At Tony's, at Tony's,
You get the best ice cream in town.

It's opposite the park
And next to the school.
Please don't be late.
See you there at eight.

At Tony's, at Tony's,
You get the best ice cream in town.
At Tony's, at Tony's,
You get the best ice cream in town.

First you go left,
Then go straight ahead.
Then you turn right.
See you there tonight.



5  Listen and role-play the conversations.

- A: Excuse me. Where's the police station?
 B: It's behind the park.
 A: Where's the park?
 B: The park? That's easy. Go straight ahead.
 Then turn left.
 A: Thank you.
 B: That's OK.



- A: Excuse me. Where's the post office?
 B: The post office? Go straight. First turn right, then left.
 A: Left, then right?
 B: No, turn right. Then left. The post office is beside the school.
 A: Thank you. Bye.
 B: Bye.

6  Listen to the chant. Then say in two groups.



Where's the museum?

Excuse me, excuse me,
 Where's the museum?
 Please tell me, please tell me,
 Please tell me the way.

That's easy. That's easy.
 First left, then right.
 Then straight ahead,
 Then right, then left again.

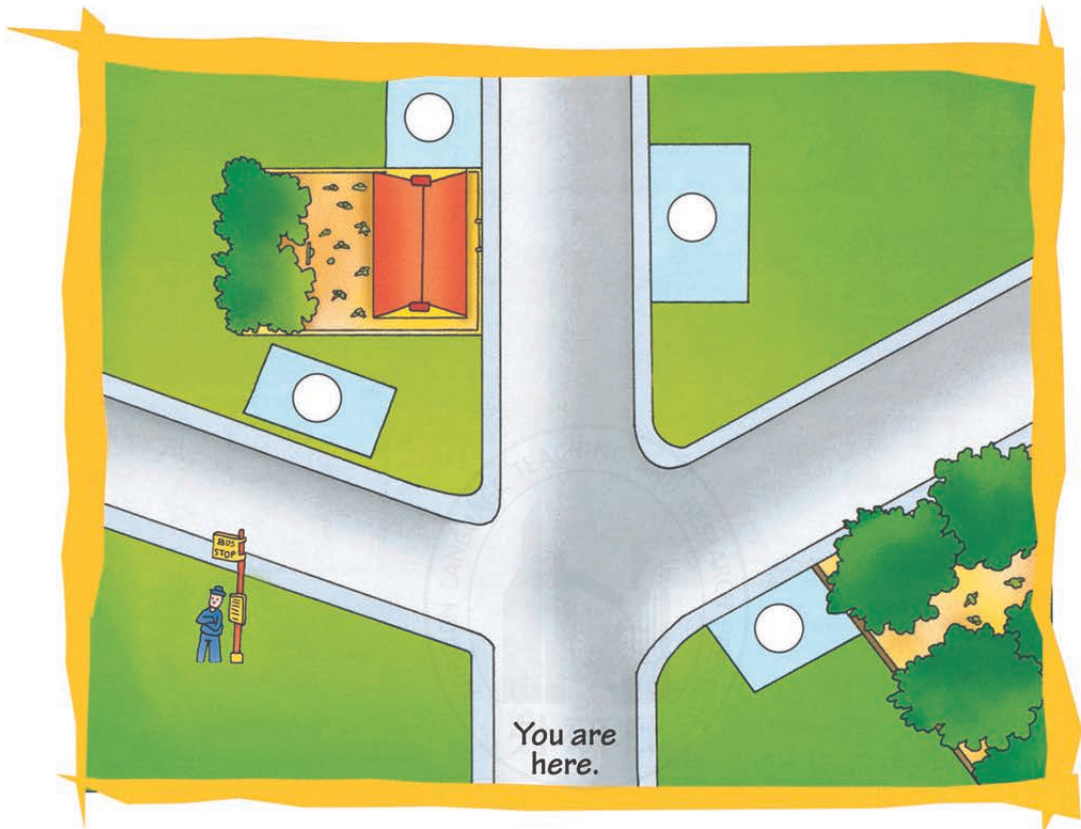
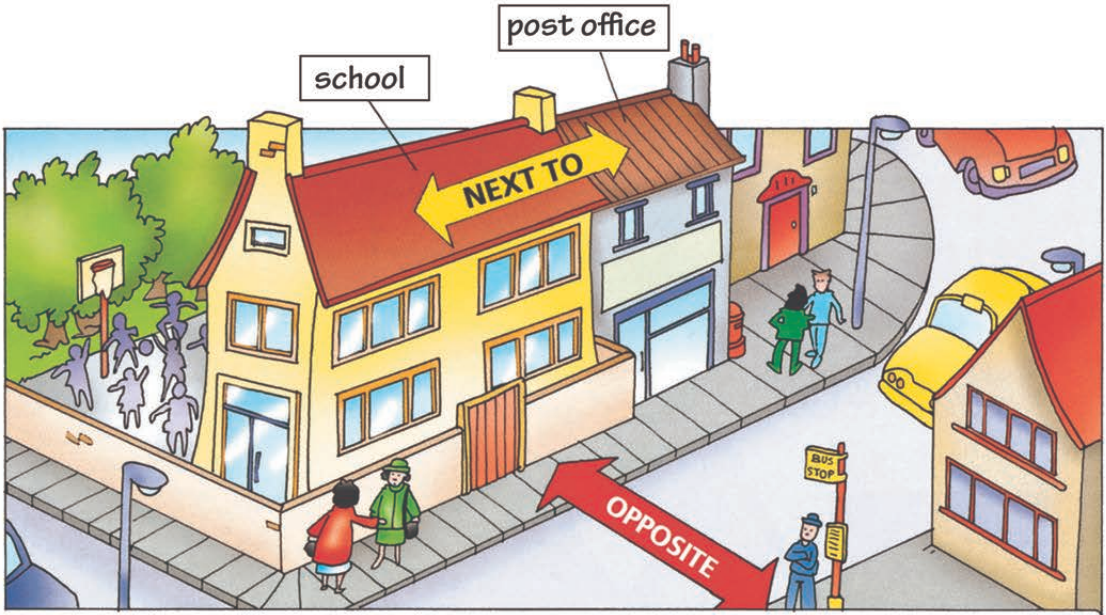
Go past the park
 And past the pool.
 Then you're there,
 Just past the school.

Oh, thank you. Oh, thank you.
 That's easy.
 I know what I can do.
 I think I'll take a taxi.



In town

7  Listen and fill in the numbers.



8  **Listen, then read and colour.**

Mr Black, Mr White, Mr Brown, Mr Green, Mr Grey and Mr Blue are good friends. They live in the same street. They are neighbours, too.

Mr Green lives next to the bus stop.

Mr Black lives opposite Mr Green.

Mr Blue lives on Mr Black's side of the street.

Mr Brown lives next to Mr Blue.

Mr White lives opposite Mr Blue.


Mr Grey does not live on Mr White's side of the street.



street



On the beach

- 1  **Look, listen and match. Then describe the picture in pairs.**

Today is Children's Day. There is no school today. Lucy and her classmates are on the beach. Look, they are having a great time!



- | | | |
|------------------------------|---|----------------------|
| 1. Lucy, Kate and Betty are | — | flying a kite. |
| 2. Lily is | | riding horses. |
| 3. Bill is | | listening to music. |
| 4. Three boys and a girl are | | playing football. |
| 5. Three pupils are | | collecting shells. |
| 6. Jack is | | swimming in the sea. |
| 7. Mary and Rose are | | fishing. |
| 8. Carl is | | riding a jet-ski. |

2 Listen and read. Then answer the questions.

Peter: Hi, Nancy. This is Peter.

Nancy: Oh, Peter. Where are you now?

Peter: On Hainan Island with my cousin.

Nancy: In China? Super! What's the weather like there?

Peter: It's sunny. How's the weather in London? Is it cold?

Nancy: Oh yes, very cold! It's windy today.

Peter: It's warm here. We'll go to the beach tomorrow.

Nancy: Great. Have a good time!

Peter: Thank you. Bye.

1. Where is Peter? What's the weather like there?
2. Where is Nancy? How's the weather there?

3 Listen, number and say the words.



cloudy



windy



sunny



raining

PAIRWORK




Practise the conversations in 3.

FOCUS

What's the weather like?/
How's the weather?
It's fine/sunny/cloudy.

4a  A story — The seal.





4b  Listen to the story again. Then number the sentences.


- 1 Emma and Mike go to the beach with their father.
- A boy is passing by on his jet-ski.
- The children are going back for help.
- They are getting closer. Then they find there's blood in the water.
- Their father helps get the seal to the beach by boat.
- The seal is on the rock. It is badly hurt.
- They are snorkelling in the sea. Then they see a baby seal nearby.

5  Look, listen and learn.

Hi, I'm Mary. I live on an island in Canada. There are lots of beautiful starfish on the beach. You cannot swim there very often. Most of the time, the water is too cold.



Hi, my name's Qionghua. I live in Sanya. It's a beautiful city on Hainan Island in China. There are always many tourists on the beach. You can swim here most of the year.



6  Listen and sing the song.**Come along to the beach**

Come along to the beach, beach, beach.
Let's play in the sand, sand, sand.
Let's snorkel and swim, swim, swim.
Let's play with the fish, fish, fish.


Everybody join in, in, in, in.
On the beach we'll have fun, fun, fun.
We'll play lots of games, games, games.
We'll have fun in the sun, sun, sun.

Come along to the beach, beach, beach,
Where the weather is great, great, great,
Where the water is clear, clear, clear.
Come on, don't be late, late, late.

Everybody join in, in, in, in.
On the beach we'll have fun, fun, fun.
We'll play lots of games, games, games.
We'll have fun in the sun, sun, sun.

It's great on the beach, beach, beach,
Where people have time, time, time,
To play and to sing, sing, sing,
The song that they like, like, like.

Everybody join in, in, in, in.
On the beach we'll have fun, fun, fun.
We'll play lots of games, games, games.
We'll have fun in the sun, sun, sun.



1a  Look and listen to the action story.



1b  Listen again and mime the actions.

1c  Listen and fill in the numbers.

- Put on your boots and your cowboy hat.
- Get on your horse.
- Go for a ride.
- 1 You're tired.
- Stop your horse.
- Get off.
- Sit down on the ground.
- Ouch!
- You've sat on a cactus.

FOCUS

Put on your coat.

Take off your coat.

Get on your bike.

Get off your bike.

2a  Read Bill's story. Then listen and repeat.

Ten years ago

Bill **was** born to a farmer's family.
 He **was** short and thin at your age.
 He **was** often ill.
 He **was afraid of** dogs.
 He **was afraid of** getting into the water.
 His parents **were** always worrying about him.



Now

Bill **is** very tall and strong.
 He **is** good at swimming,
 and he **isn't afraid of** swimming in the sea.
 He **is** a good swimmer in Australia.
 His parents **are** proud of him!



2b  Listen again and say the words in bold.

3a  Look, listen and draw lines.

the dark.

big dogs.

the cold.

I'm afraid of ...

spiders.

hot food.

I'm not afraid of ...

rats.

horror films.

sleeping alone.

3b  Listen again and say the sentences.

GROUPWORK

Tell your partners what you are afraid of and what you aren't afraid of.

4a  **Listen and complete Sam's poem.**


I'm not afraid of ② **the dark** _____ ,
 I'm not afraid of _____ ,
 And I'm not afraid of _____ .
 But there's one thing I'm afraid of:
 Tomato soup for lunch.


① spiders

② the dark





③ horror films



4b Write your own poem. Then read it out loud.

I'm not afraid of _____ ,
 I'm not afraid of _____ ,
 And I'm not afraid of _____ .
 But there's one thing I'm afraid of:
 _____ .


**5 Are you afraid of going to these places?
 Talk with your friends.**


6  A story — The hero.

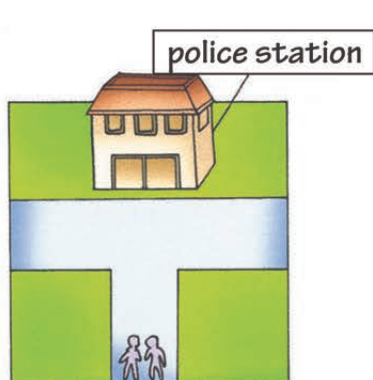




CHECK YOUR ENGLISH


1 Complete the dialogues.

Use: *Go straight ahead, Turn left or Turn right*




Excuse me, where's the police station?

_____.



Excuse me, where's the post office?


_____ here. It's not far.



Excuse me, where's the park?


_____ here. It's not far.

Use: *next to or opposite*




Excuse me, where's the museum?

It's _____ the school.



Excuse me, where's the church?

It's _____ the museum.



Excuse me, where's the swimming pool?

It's _____ the school.

PAIRWORK

Practise the conversations in 1 in pairs.



2 Fill in the missing letters.

a
a
b
e
e
e
h
h
h
h
h
h
h
h
i
l
m
n
o
o
o
o
o
o
p
r
s
t
t
u
u
u
u
w



b _ _ ch



h _ _ _



m _ _ n



_ _ oes



s _ i _ m _ _ g




c _ urc _



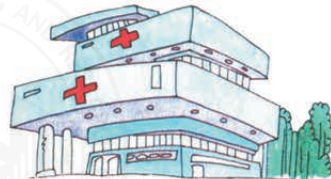
_ oa _



m _ se _ m



_ _ rse



h _ s _ ita _



3  Look at the picture and tick (✓) True or False.



1. A boy and a girl are flying their kites.
2. Two boys are playing football.
3. A girl is crying.
4. Two girls are reading books.
5. A girl and a boy are writing letters.
6. Two girls are making a phone call.
7. Three boys are listening to music.
8. A girl is eating ice cream.

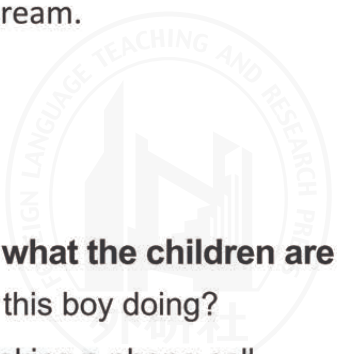
T	F
<input type="checkbox"/>	<input checked="" type="checkbox"/>
<input type="checkbox"/>	<input type="checkbox"/>
<input type="checkbox"/>	<input type="checkbox"/>
<input type="checkbox"/>	<input type="checkbox"/>
<input type="checkbox"/>	<input type="checkbox"/>
<input type="checkbox"/>	<input type="checkbox"/>
<input type="checkbox"/>	<input type="checkbox"/>
<input type="checkbox"/>	<input type="checkbox"/>



PAIRWORK

Ask your partner what the children are doing.

- e.g. A: What's this boy doing?
 B: He's making a phone call.



4 Number the sentences.

- Sorry, but where's the post office?
- Thank you. Bye-bye.
- Excuse me, where's the museum?
- Bye-bye.
- The museum? That's easy. It's opposite the post office.
- Turn left, then right.



5a Ask your partner what the children are doing. Then change roles.



5b Complete the sentences.

Hans _____ . Mary _____ to music.
 Bob _____ . Lily _____ a kite.
 Jack _____ . Penny _____ .



6  Listen and tick (✓) or cross (X).

				
	Mary	Chen Zihan	Ann	Tom
spiders				
rats				
big dogs				
hot food				
horror films				



7a  Listen and fill in the numbers.













7b  Listen again, point and say.



8 Read the words. Then circle () in matching colours.

places	weather	television
feelings	directions	

library	sunny	raining	next to
park	film	post office	news programme
cold	tired	cartoon	straight ahead
museum	hot	right	police station
happy	warm	bus stop	nature programme
cloudy	hospital	scared	supermarket
left	sad	windy	



crayons



9 Plan a visit to a famous city and share it with your friends.

I am going to ...



I am travelling by ...



I am staying in ...



I am going with ...



10a  **Read the text. Then complete the sentences.**

This was my home town
30 years ago. The hills were
green. The water was clean.
There were many trees here.
The sky was always blue.
It was very beautiful!

30 years ago



Now



This is my home town today.
There are many factories.
The sky is always grey.
There aren't many trees.
We have got no green hills.
It isn't beautiful at all!

1. My home town was very _____, but now it isn't.
2. The sky was _____ 30 years ago, but now it is always _____.
3. There were many _____ in my home town, but now there aren't. And the hills are no longer _____.



10b **The Earth is our home. Talk with your friends what you can do to protect it.**



11  **Complete the sentences with the given words and phrases. Then listen and check.**

Who

What

How

When

What time

Where

How many

How much

1. – _____ is the Science Museum, please?
– Go straight ahead. Then turn left.
2. – _____ are you going to Dick's place?
– This Sunday afternoon.
3. – _____ is your sister afraid of?
– She's afraid of big dogs.
4. – _____ TVs have you got in your family?
– We've got three.
5. – _____ is that woman over there?
– She's Ms Wei, my Chinese teacher.
6. – Hi, Carl. _____ is the weather in your town?
– It's often windy.
7. – _____ is this mobile phone?
– It's 200 pounds.
8. – _____ is it on your watch?
– It's half past eleven.



PAIRWORK

Check your answers. Then ask and answer in pairs.

My progress



Good!



Great!



Super!



1 Match and write the rhyming words.

fly

now

shell

lock

top

sky

bed

snake

bear

sweater

touch

socks

nice

tie

friend

rainbow


know

wear

glue

key

ride



2 Write the numbers.



1 No, it's boring.
What can I do?

2 Can I come again
next year?

3 Wake up, Nicola.
We're going to the
shopping mall.

6 Pull, Nicola, pull!

4 Can we go fishing
again tomorrow?

5 Yes, Grandad.

7 Do you like them?

8 I've got one.

9 Wasn't it boring?

10 Do you like it here?

11 No. We're going to
the playground.

1 Complete the text.



My best friend and I romantic films very much.
 We cartoons best. My best friend always them.
 I also detective films. I always them.
 My dad often sports programmes. My mum
 sports programmes. She never them.

2 Read and write.

Jenny comes home from school at half past four. The nature programme begins 15 minutes later. It ends at 5:30. The cartoons begin 10 minutes later. They end 20 minutes later. Then the sports programme begins. It ends 50 minutes later. Then the science fiction film begins.

When do the programmes begin?



The nature



The





The



The



3 TV programmes: Write about yourself, your best friend and your mum and dad.



I like I often them.

I don't I never them.

My best friend is He / She

He / She always them. He / She

He / She never

My mum / dad

..... always them..... doesn't like

.....

1 Write the numbers.

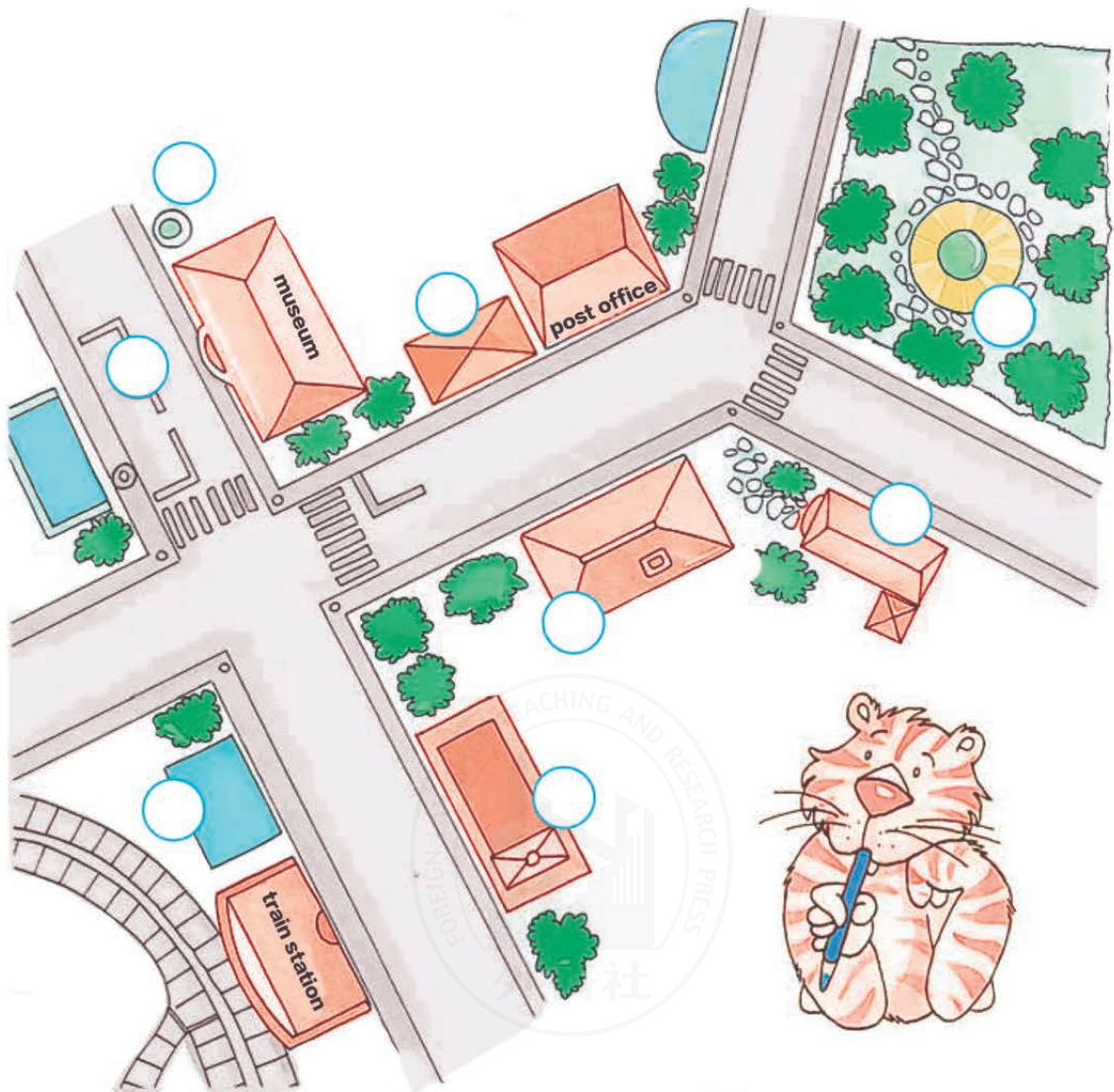
The police station ① is next to the post office.

The church ② is opposite the park.

The bus stop ③ is opposite the museum.

The tourist office ④ is in the park.

The hospital ⑤ is opposite the train station.



2 Where do they live? Read and colour the houses.



The Green family live opposite the school.

The Blue family do not live on the Green family's side of the street.

And they do not live next to the bus stop.

The Brown family live opposite the post office.

The Grey family live on the Brown family's side of the street.

The Red family live opposite the Grey family's house.

Where do the Pink family live?

1 Match the pictures with the sentences.



She is putting on her flippers.

She is buying a drink.

She is making a phone call.


She is collecting shells.

She is riding a jet-ski.

She is putting on a mask.









2 Look at the pictures. Then match and fill in the numbers.



- 1 My favourite beach is not far away from my home. I often ride horses on this beach.
- 2 My favourite beach is in Scotland. I like swimming in the warm water. This is what I don't like: cars on the beach.
- 3 My favourite beach is on an island. I like to build sand castles with my brothers and sisters there.

3 Write the girls' names.

	Ann, how many comics have you got?	Yes, a pink mouse.	
	Barbara, where are my red socks?	They are white, brown and black.	
	Sylvia, have you got a mascot?	It's blue.	
	Maria, what's the time, please?	About 70.	
	Sandra, what colour is your new bike?	Look under the bed.	
	Jane, when is your birthday?	It's quarter to three.	
	Aileen, what colour are your rabbits?	The Crazy Butterflies.	
	Diana, where's my pencil case?	In September.	
	Patricia, what's your favourite pop group?	It's under your chair.	

1 Complete the text.

not afraid of one thing not afraid of afraid of not afraid of not afraid of

I'm



I'm



I'm



I'm



But there's I am



..... !



2 Write the sentences.

born family. Bill farmer's to was a

.....

of Joe afraid catching bank robbers. is not

.....

Australia. swimmer a is He good in

.....

afraid of I'm under big dogs my bed.

.....



3 Write the numbers.



- 1 I'm looking for bank robbers.
- 2 OK, Sheriff. I'll catch them. I'm not afraid.
- 3 Hello, can I help you with the pancakes?
- 4 Yes, please.
- 5 Where are you going, Sarah?
- 6 Here you are.
- 7 OK, Sarah. Here you are.
- 8 Joe?
- 9 Watch this.
- 10 Where are you going, Joe?
- 11 Oh!
- 12 I'm looking for Joe.

Two one-act plays



Sandra

Roles: Mrs Atkins
Sandra, her daughter

You need: a table with two chairs,
a tea pot, butter, toast, bread, etc.



*(Mrs Atkins is in the kitchen.
She is making breakfast.
Sandra comes in in her pyjamas.)*

Mrs Atkins: Good morning, Sandra.

Sandra: Good morning, Mum.
Hello to you.

And here I come.

Mrs Atkins: Oh, Sandra, come on. Tea?

Sandra: One, two, three,
Tea for me.

Mrs Atkins: Stop it, Sandra. Here's your tea. Some toast?

Sandra: Give me butter, give me bread,
My name's Sandra, and not Fred.

Mrs Atkins: Stop it, Sandra. Please!

Sandra: Stop it, Sandra, Sandra, stop,
I like to sing, I like to hop.

Mrs Atkins: Pleeeease, Sandra, pleeeeeease.

Sandra: Please, please, please.
Give me some cheese.

Mrs Atkins: Hop, hop, hop,
Sandra, stop.

Stop it, please,
or there is no cheese!

Sandra: OK, Mum. Sorry.

Mrs Atkins: That's alright.

(Both laugh.)





The mask

Roles: Anna
Rosie
Sylvia
Tom
Jeff



You need: a monster mask (cut out the mask on page 81)
stickers



(The children are in a park.)

Rosie: Look at my stickers.

**Anna, Sylvia,
Tom and Jeff:**

Great! Super!

Rosie: What do you collect?

Comics. I've got fifty-five.

Rosie: Oh, really? And you Tom?

I collect stickers, too.

Tom: How many have you got?

I don't know. Quite a lot.
Fifty or sixty.

Rosie: And what about you, Jeff?

Jeff: I collect stamps.

Rosie: Stamps? My brother collects stamps, too.

Sylvia: What do you collect, Anna?

Anna: Monster masks.

**Rosie, Sylvia,
Tom and Jeff:** Monster masks? Childish!

Anna: Close your eyes.

(Anna takes a monster mask out of her bag and puts it on.)

Anna: Open your eyes! Arrrrrgh!

**Rosie, Sylvia,
Tom and Jeff:**

HELP!!!!!



Word list

(粗体单词是需要掌握的核心单词, 标红星单词是超纲词)

Starter unit

* alphabet	字母表	near	接近(地)
enjoy	享受……的乐趣	notebook	笔记本
everyone	每个人	* ping-pong	乒乓球
fun	乐趣	school	[在学校里] 上课
head	头, 头部	shake hands	握手
* hey	嘿, 喂	until	直到……为止

Unit 1

ask	问	paint	颜料
before	在……以前	phone box	电话亭
call	(一次)通话	phone call	电话
* CD-ROM	只读光盘	programme	[电视或广播的]节目
do shopping	购物	see you tomorrow	明天见
* Easter	复活节	something	某物, 某事
Easter Bunny	复活节兔子	* squirrel	松鼠
get	收到, 接到	* storybook	故事书
ill	有病的	wait a moment	等一下
mobile phone	移动电话, 手机	website	网站
* moment	片刻	work	运转
over there	在那边, 在那儿	wrong	有问题的

Word list

Unit 2

* Arctic	北极的	ice	冰
come to a stop	停止	lake	湖, 湖泊
early	早期的, 初期的	North Pole	北极
earth	地球	polar bear	北极熊
* fishing	钓鱼	pull	拉
go fishing	去钓鱼	* seal	海豹
* grandad	〔非正式〕爷爷; 外公	shopping mall	大型购物中心
grandma	〔非正式〕奶奶; 外婆	snow	雪
grandpa	〔非正式〕爷爷; 外公	South Pole	南极
* hare	野兔	will	能〔表示可能性〕
hill	小山		

Unit 3

call	名叫, 叫做	star	明星
* detective	侦探	sweet	糖果
different	不同的	television	电视, 电视机
interesting	有趣的	* telly	〔非正式〕电视机
<i>Kung Fu Panda</i>	《功夫熊猫》	thousand	一千
nature	大自然, 自然界	true	真实的
only	只有	usually	通常地
* romantic	关于爱情的	want	想要
science fiction	科幻小说	while	一段时间

Word list

Unit 4

* ahead	向前	on	在〔某位置〕
beside	在……旁边	opposite	在……的对面
bus stop	公共汽车站	past	经过
* church	教堂	police station	警察(分)局
excuse me	劳驾	post office	邮政局
hospital	医院	right	向右
just	就, 只	side	边, 侧
late	晚的, 迟的	straight	笔直地
left	向左	tell	告诉
museum	博物馆	tourist office	旅游信息咨询处
neighbour	邻居	town	城镇
next	离得最近的	train station	火车站
next to	紧挨着		

Unit 5

baby	幼兽	most	大多数
* badly	严重地	* nearby	附近的
blood	血	pass by	经过(某人/某事物)
boat	小船, 小舟	rain	下雨
call	(给……)打电话	rock	岩石
Children's Day	儿童节	sand	沙子; 沙滩
city	城市, 都市	* snorkel	徒手潜水
clear	清澈的	* snorkelling	徒手潜水
close	接近的	* starfish	海星
cloudy	多云的	sun	太阳
come along	〔和某人〕一起去	sunny	阳光充足的
fine	晴朗的	too	太, 过分
hurt	受伤的	tourist	游客
island	岛屿	windy	风大的
* jet-ski	喷气式滑艇		

Word list

Unit 6

* adventure	冒险(经历)	hero	英雄
afraid	害怕的	horror film	恐怖片
age	年龄	hot	辛辣的
ago	以前	last	最后的
alone	独自	pancake	薄煎饼
bank	银行	proud	自豪的
be afraid of	害怕	ride	骑
* boot	靴子	* robber	强盗
born to	出生于	* sheriff	县治安官
* cactus	仙人掌	short	矮的
coat	外套	soup	汤
cowboy hat	牛仔帽	strong	健壮的
dark	黑暗	* swimmer	游泳运动员
good at	擅长	thin	瘦的
ground	地, 地面	worry	担心
Hands up!	举起手来!		

Supplementary activities & Two one-act plays

build	建造	drink	饮料
* butter	黄油	quite a lot	许多
* childish	幼稚的	Really?	真的?
daughter	女儿	sand castle	沙堡

Vocabulary

Aa

adventure	冒险 (经历)	alone	独自
afraid	害怕的	alphabet	字母表
age	年龄	Arctic	北极的
ago	以前	ask	问
ahead	向前		

Bb

baby	幼兽	boat	小船, 小舟
badly	严重地	boot	靴子
bank	银行	born to	出生于
be afraid of	害怕	build	建造
before	在……以前	bus stop	公共汽车站
beside	在……旁边	butter	黄油
blood	血		

Cc

cactus	仙人掌	city	城市, 都市
call	名叫, 叫做; (一次) 通话; (给……) 打电话	clear	清澈的
CD-ROM	只读光盘	close	接近的
childish	幼稚的	cloudy	多云的
Children's Day	儿童节	coat	外套
church	教堂	come along	〔和某人〕一起去
		come to a stop	停止
		cowboy hat	牛仔帽

Vocabulary

Dd

dark	黑暗	different	不同的
daughter	女儿	do shopping	购物
detective	侦探	drink	饮料

Ee

early	早期的, 初期的	enjoy	享受……的乐趣
earth	地球	everyone	每个人
Easter	复活节	excuse me	劳驾
Easter Bunny	复活节兔子		

Ff

fine	晴朗的	fun	乐趣
fishing	钓鱼		

Gg

get	收到, 接到	grandma	〔非正式〕奶奶; 外婆
go fishing	去钓鱼	grandpa	〔非正式〕爷爷; 外公
good at	擅长	ground	地, 地面
grandad	〔非正式〕爷爷; 外公		

Vocabulary

Hh

Hands up!	举起手来!	hill	小山
hare	野兔	horror film	恐怖片
head	头, 头部	hospital	医院
hero	英雄	hot	辛辣的
hey	嘿, 喂	hurt	受伤的

Ii

ice	冰	interesting	有趣的
ill	有病的	island	岛屿

Jj

jet-ski	喷气式滑艇	just	就, 只
---------	-------	------	------

Kk

Kung Fu Panda 《功夫熊猫》

Ll

lake	湖, 湖泊	late	晚的, 迟的
last	最后的	left	向左



Vocabulary

Mm

mobile phone 移动电话, 手机

moment 片刻

most 大多数

museum 博物馆

Nn

nature 大自然, 自然界

near 接近(地)

nearby 附近的

neighbour 邻居

next 离得最近的

next to 紧挨着

North Pole 北极

notebook 笔记本

Oo

on 在〔某位置〕

only 只有

opposite 在……的对面

over there 在那边, 在那儿

Pp

paint 颜料

pancake 薄煎饼

pass by 经过(某人/某事物)

past 经过

phone box 电话亭

phone call 电话

ping-pong 乒乓球

polar bear 北极熊

police station 警察(分)局

post office 邮政局

programme 〔电视或广播的〕节目

proud 自豪的

pull 拉

Vocabulary

Qq

quite a lot 许多

Rr

rain 下雨

Really? 真的?

ride 骑

right 向右

robber 强盗

rock 岩石

romantic 关于爱情的

Ss

sand 沙子; 沙滩

sand castle 沙堡

school [在学校里] 上课

science fiction 科幻小说

seal 海豹

see you tomorrow 明天见

shake hands 握手

sheriff 县治安官

shopping mall 大型购物中心

short 矮的

side 边, 侧

snorkel 徒手潜水

snorkelling 徒手潜水

snow 雪

something 某物, 某事

soup 汤

South Pole 南极

squirrel 松鼠

star 明星

starfish 海星

storybook 故事书

straight 笔直地

strong 健壮的

sun 太阳

sunny 阳光充足的

sweet 糖果

swimmer 游泳运动员

Vocabulary

Tt

television	电视, 电视机	tourist	游客
tell	告诉	tourist office	旅游信息咨询处
telly	〔非正式〕电视机	town	城镇
thin	瘦的	train station	火车站
thousand	一千	true	真实的
too	太, 过分		

Uu

until	直到……为止	usually	通常地
-------	--------	---------	-----

Ww

wait a moment	等一下	windy	风大的
want	想要	work	运转
website	网站	worry	担心
while	一段时间	wrong	有问题的
will	能〔表示可能性〕		



Proper names

Aileen	艾琳	Mr Grey	格雷先生
Connie	康妮	Mrs Atkins	阿特金斯夫人
Dee	迪伊	Mrs Brown	布朗夫人
Jill	吉尔	Mrs Lee	李夫人
Jones	琼斯	Nancy	南希
Ken	肯	Nicola	妮古拉
Lucy	露西	Patricia	帕特里夏
Mary	玛丽	Paula	葆拉
Mr Blue	布卢先生	Penny	彭妮
Mr Green	格林先生	Philip	菲利普







后 记

《英语》(Join In) 是依据教育部《义务教育英语课程标准》的教育理念和教学目标要求，吸纳现代外语教育在非英语国家对少年儿童实施英语教学的研究成果，并根据我国小学英语教育的实际，由外语教学与研究出版社和英国剑桥大学出版社合作开发的一套小学三年级起点的英语教材。

本教材以 20 世纪末国际教育心理学、认知心理学与语言教学理论的最新成果——加德纳多元智能理论作为编写的主导思想。该理论认为，每个人都具有八种智能特征，即语言、数学逻辑、音乐、空间、身体运动、人际、自我认知和自然认知等智能。本教材特别注重少年儿童认知系统与心理机制的开发，力图让小学生的各种智能特征在英语学习过程中得以表现，使教材的教学成为对小学生各种外显的语言学习活动与智能开发以及综合语言运用能力培养的优化整合过程，从而实现小学英语教育人文性和工具性的统一。

教材 1、2、3、4 册依据《义务教育英语课程标准》一级教学目标要求设计，供小学三、四年级使用；5、6、7、8 册依据课程标准二级教学目标要求设计，供小学五、六年级使用。教材编排关注学习过程，凸现以听的方式导入，强调活动与实践，按“理解—识记—学习—掌握—运用”的层次推进，注重复现，体现学习的渐进性和持续性。

《英语》(Join In) 由冈特·根格罗斯、赫伯特·普赫塔和刘兆义主编，编写组成员还有朱腊梅、雷军和克里斯廷·麦卡弗蒂等。北京师范大学外国语言文学学院院长程晓堂教授和全国基础外语教育研究培训中心常务副理事长张连仲教授等为本教材编写指导专家。



绿色印刷产品

