



义务教育教科书

英语

(三年级起点)

五年级上册



外语教学与研究出版社



义务教育教科书

英语

(三年级起点)

五年级 上册

Günter Gerngross (奥) Herbert Puchta (奥) 刘兆义 主编



外研社

外语教学与研究出版社

FOREIGN LANGUAGE TEACHING AND RESEARCH PRESS

北京 BEIJING

出版人：徐建忠
项目策划：张世钦
责任编辑：张世钦
装帧设计：北京至品广告有限责任公司
插图设计：炫木马时尚设计工作室

英语（三年级起点）
五年级上册 学生用书

主编：Günter Gerngross（奥） Herbert Puchta（奥） 刘兆义

基础教育出版分社：

地 址：北京市西三环北路19号 外研社大厦 基础教育出版分社（100089）

咨询电话：010-88819117 / 88819688

传 真：010-88819422

电子信箱：beed@fltrp.com

购书电话：010-88819928/9929/9930（邮购部）

购书传真：010-88819428（邮购部）



致同学



同学们好！我是托比，以后就叫我 Toby 吧。

欢迎大家与我一起开始学习英语！

我们所学教材的英语名字是 Join In，是“参与”的意思。它里面有好多好多优美动听的英语歌曲、易学易说的英语小韵文和诗歌、十分有趣的英语故事和童话剧，还有非常好玩的英语动脑筋游戏。大家一定会很喜欢！

让咱们参与到这些丰富多彩的听、说、读、写、演、唱、玩的英语学习活动中去吧！我相信，大家一定能在活动中体会到英语学习的乐趣，掌握一些英语学习的方法，逐渐提高学英语和用英语的能力，成为英语学习的主人！

小朋友好！很高兴能成为你们的“老”朋友！真羡慕你们这么小就可以学习英语了！

每个小朋友都希望爸爸妈妈和老师夸自己学习好，是个聪明的孩子。那么怎么才能学好英语呢？其实，“聪明”这两个字已经给了我们答案。你看“聪”字的左边是个“耳”，右边上面的“、”就像一对眼睛，中间是个“口”，下面是个“心”。这是告诉我们，学英语啊，一要用耳多听，听是攻克英语城堡的突破口；二要用眼多看、多阅读，注意观察；三要用口多说、认真模仿、出声朗读、大胆地说；四要特别注意用心用脑，学习中要多动脑筋思考、勤记忆。这些学习的好习惯，一定要从小就养成。而由“日”和“月”组成的“明”是告诉大家，学英语是个循序渐进的过程，需要日积月累的坚持和努力。小朋友只要记住这些道理，跟随 Toby 这位新朋友积极参与教材上的听、说、读、写、演、唱、玩等各种活动，就一定能够学好英语。

衷心祝愿小朋友，好好学习，天天向上，都成为聪明的好孩子！

你们的“老”朋友
刘兆义

Contents

Starter unit	I'm going higher	2
Unit 1	My family	8
Unit 2	Mascots	14
Unit 3	Time	20
Revision 1		26
Unit 4	What do you collect?	32
Unit 5	A party	38
Unit 6	Dreams	44
Revision 2		50
Supplementary activities		56
Three one-act plays		65
Word list		68
Vocabulary		72
Proper names		78



1a  **Listen and point.**

Hi, I'm Fu Xuetong. My English name is Linda.
Look, here are some of my holiday photos.



1b  **Listen, number and repeat.**

- | | |
|---|--|
| <input type="checkbox"/> She is reading. | <input checked="" type="checkbox"/> 1 She is doing homework. |
| <input type="checkbox"/> She is playing the piano. | <input type="checkbox"/> She is cleaning her room. |
| <input type="checkbox"/> She is listening to English. | <input type="checkbox"/> She is playing computer games. |
| <input type="checkbox"/> She is swimming. | <input type="checkbox"/> She is taking photos. |

PAIRWORK

Ask your partner what Linda is doing in each photo in **1a**.
Then change roles.

2a  **Listen and tick (✓) or cross (X).**

- Linda likes Canada.
- Linda is in Year 4.
- Linda is now in Canada.
- Linda is a girl from Canada.
- Linda and Mike are friends.



2b  **Listen again and repeat.**

Mike: Hi, Linda. How do you like Canada?
Linda: It's a beautiful country! I like it very much.
Mike: Thank you. What year are you in?
Linda: In Year 4. Oh no, I'm going higher. I'll be in Year 5 soon.
Mike: When are you going back to China?
Linda: I'm going back with my uncle this Saturday.
Mike: OK, Linda. It's good to be your friend.

3 **Circle (○) the subjects you learn. Then complete the text.**

E	N	G	L	I	S	H		
		M	A	R	U	Q	S	G
		A	R	T	B	B	C	
	A	T	O	S	J	K	I	
	C	H	I	N	E	S	E	
M	U	S	I	C	C	N	N	
		F	Z	T	P	C	O	
			K	S	P	E	E	

We have **English**, _____,
 _____,
 _____,
 and _____ at school.

I'm going higher

4  Listen to the poem and read it out loud.



Let's go higher

There're many new things to know.
Let's work harder, let's go higher.
We have got a lot more to learn.
Let's work harder, let's go higher.

5 Label the pictures with the words in the box.


























chair
chairs
clock
clocks
jeans
shirt
shirts
shoes
shorts
socks
table
tables

6a Read and draw.



It's ten o'clock.



It's half past five.



It's half past eleven.

6b Write the time on each clock.



It's _____





7  **Match and fill in the numbers. Then listen and check.**

- 1 Do you live in Beijing?
- 2 What sport do you like best?
- 3 How many girls are there in your class?
- 4 Does she like Science?
- 5 Has he got a bike?
- 6 When does Linda get up?
- 7 Where does his dad work?
- 8 Where's your schoolbag?
- 9 Whose umbrella is it?



- Yes, she does.
- It's on the desk.
- No, he hasn't.
- It's Tom's.
- There are twenty-two.
- He works at school.
- No, I don't.
- Football.
- At half past seven.

I'm going higher

8  **Read and answer the questions.**



Ann is a girl from Australia. She is nine years old. She is at New South Wales School. She is in Year 3. She likes table tennis and swimming. Her favourite food is bananas. Her favourite colour is blue. She has got a pet. It is a bird.

1. Where is Ann from?
2. Does she like swimming?
3. Has she got a pet? What is it?

9 Write lists.





1 = What you like best.





5 = What you do not like.


★ COLOURS


1 


2 


3 


4 


5 


 **FOOD**


1 


2 

3 


4 


5 

 **DAYS OF THE WEEK**

1 


2 


3 


4 


5 


12490 NUMBERS


1 


2 


3 


4 


5 


 **FREE TIME ACTIVITIES**


1 


2 


3 


4 


5 


 **ANIMALS**

1 

2 

3 

4 

5 

10a  **Listen and fill in the words.**


I'm Andy from the UK. I'm in Year _____.
 I wear a uniform to school. I don't like the
 uniform. I like _____ and Science best.
 I like _____, too. My favourite sport is
 _____. I have got many friends.



10b **Write about Andy.**

Andy is from the UK.


11 **Look at the picture and answer the questions.**





1. Are there many children in the park?
2. What are the two boys in red doing?
3. What are the girls doing under the trees?
4. Are they having a good time?

1a  Listen and match the words with the pictures.

At Emma's house



- 1. mother _____
- 2. father _____
- 3. grandmother _____
- 4. grandfather _____
- 5. parents _____
- 6. grandparents _____
- 7. brother _____
- 8. Emma E



uncle *father's or mother's brother*
aunt *father's or mother's sister*

1b  **Listen again and number them in order.**

- Mike:* Are those your grandparents?
Emma: Yes, they are.
- Mike:* Are these your parents?
Emma: Yes, they are.
- Mike:* Who's that boy behind your parents?
Emma: He's my brother Tim.

1c  **Listen again and then practise in pairs.**

You are Emma. Your partner is Mike. Introduce your family to your partner. Then change roles and practise again.

GUESSING GAME

Write the name of a family member or friend on the board. Ask the class to guess who it is. Use: **Is Yanfang your sister?**





My family

2a  Listen and circle () the words you hear.

parents { father
 mother

uncle aunt brother sister cousin

2b  Listen again and repeat the words.
Then put the words into the boxes.



2c  Listen again. Then fill in the words from the box.

We They He She uncle aunt cousin brother

I am Bob Adams. Ann is my _____. _____ are in the same class. Ann's mother is my _____. _____ is my father's sister. My _____ is Lin Tao. _____ are both teachers. Ann has got a _____ Sam. _____ is four years old. I go to their home every Sunday. My uncle cooks very well.

3a Look at the pictures. Then match the conversations with the pictures.



— Are you Emma's father?
— Yes, I am.

— Are you Emma's mother?
— No, I'm not. I'm her aunt.



— Is Tim Emma's brother?
— Yes, he is.

— Is he your grandfather?
— Yes, he is. His name is Hans.



— Is she Emma's friend?
— Yes, she is. She's her cousin, too.

— Is she Emma's grandmother?
— Yes, she is.



3b Listen and repeat. Then practise in pairs.

PAIRWORK


Look at the picture on page 10. You are Bob Adams. Your partner asks you questions about the picture.

Use: **Are you ...? Is he ...? Is she ...?**

Then change roles. Practise again.

4 A play — Pizza for Granny.

- Characters: *First let's know who's who. Look at the characters in the play.*



Use: **Who is ...?**

A: Who is the girl in red?

B: She is Little Red Riding Hood.

- **Scene 1:** *(The two girls are walking through the woods.)*

S: Oh, I'm so tired.

L: Come on, Granny is hungry.

W: Stop!

Girls: Aaahh!

W: What's your name?

L: I'm Little Red Riding Hood.

W: And you?

S: I'm erm ... I'm ...

L: She's my sister.

W: What's in the basket?

S: A box.


W: What's in the box?

L: A pizza for Granny.

W: Mmmmm ... lovely. A pizza for Granny.

Wonderful! Give me the pizza.

Girls: Here you are. *(The two girls run away.)*



W: Mmm! Mmm! I love pizza.

Mmm ... fantastic.

(The wolf eats the pizza.)

Aaaah! I'm tired.

(The wolf falls asleep.)

● Scene 2: (The two girls phone the police.)



L: Hello. This is Little Red Riding Hood.
Please help us.

P: I'm coming.

P: Hello.

Girls: Hello, please help us.

P: What's the problem?

S: The wolf has got Granny's pizza.

P: Uhuu. The wolf has got Granny's pizza.

Let's find the wolf.

S: I'm so scared.

L: Be quiet!

(They find the wolf.)

P: Give me the pizza.

W: The pizza? It's in here.

P: Come with me!

W: OK, OK.

(All four of them walk off.)



5  Look, listen and learn.



farmer



worker



driver



doctor



nurse



cook

PAIRWORK

Ask and answer.

My father is a doctor. What does your father do?



He is a taxi driver.

1  Listen to the song. Then listen and point.

Mascots

My room is full of mascots.
There are mascots everywhere.
There are mascots in my wardrobe,
And there are mascots on my chair.

I have twenty friendship bands.
I have rings and necklaces.
I have soft toys and many shells.
I have lots of silver bells.

My room is full of mascots.
There are mascots everywhere.
There are mascots in my wardrobe,
And there are mascots on my chair.

When there is a test at school,
I am always really cool.
I feel easy, I feel free,
Because my mascots write for me.



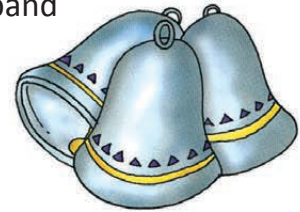
ring



shells



friendship band



silver bells



necklace



soft toys



2 Can you spot the differences?

Look at picture A and picture B carefully. There are eight differences between them. Can you find them?



PAIRWORK







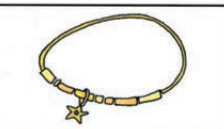


Talk about the differences.

In picture A
there are
3 pink elephants
on the desk.
In picture B
there are ...



In picture A
there is
a necklace
on the ...

3a  Listen and tick (✓).

	Juliet	Tim	Sarah	Simon
				
				
				
				
				
				

3b Write sentences about the children.

- Juliet has got a _____.
- Tim _____,
a _____ and a _____.
- Sarah _____ big _____.
- Simon _____ two _____,
a _____ and a _____.

4 Read and learn.

We all know Fuwa — Beibei, Jingjing, Huanhuan, Yingying and Nini. They are the Beijing Olympic Mascots.

Mascots are popular everywhere. People believe mascots bring good luck. So many of them have mascots.



the Beijing Olympic Mascots

5 Look, listen and learn. Then practise in pairs.

Have you got a mascot, Lily?

What is it?

Oh, it's beautiful!

Yes, I have.


A soft toy panda. Here it is.

Yeah. I like it very much.



6  A story — The necklace.





1  **Look, listen and learn.**

What's the time on the clock?



It's eight o'clock.



It's five past eight.



It's ten past eight.



It's a quarter past eight.



It's twenty past eight.



It's twenty-five past eight.



It's half past eight.



It's twenty-five to nine.



It's twenty to nine.



It's a quarter to nine.




It's ten to nine.



It's five to nine.

2a  **Listen and match. Fill in the numbers.**



- at seven o'clock
 at half past six
 at eight o'clock
 at half past seven

2b  **Listen again and repeat.**

3 Write about your day.

I get up at _____.

I go to school at _____.

School starts at _____.

School ends at _____.

I go to bed at _____.



4 Listen and fill in the correct numbers.





















PAIRWORK


Ask and answer what time it is on each clock in 4.



5



Read the emails. Then write an email to your best friend.




This is me.

Dear John,
I'm Betty Lin. I'm eleven years old and I live in Wuhan, China. I like playing the piano. I like reading books.

I get up at seven o'clock. I go to school at twenty to eight. School starts at quarter past eight. School ends at half past four. I go to bed at nine.

Please write to me and tell me about your day.

Yours,
Betty



This is my home city, Wuhan.

Hi Betty,

I'm John Rosen. I am twelve years old and I live in Sydney, Australia. I like collecting stamps. I like computers and swimming.

I get up at seven. I go to school at quarter to eight. School starts at nine. It ends at three. Then I go swimming or watch TV. I go to bed at nine.

Yours,
John




Here is my favourite animal.



This is our famous opera house.

**6a Test your partner. What can he/she do in a minute?
Then fill in the numbers.**




How many English words can you write? _____
 How many animals can you draw? _____
 How many times can you bend your knees? _____
 How many times can you say "Sheila's shop sells shirts with silver spots"? _____

6b Write about your partner.

- 1 your partner's name
- 2 He/She
- 3 his/her

_____ ¹ can write _____ English _____ in a minute.
 _____ ² can draw _____ .
 _____ ² bend _____ ³ knees _____ times.
 _____ ² _____ "Sheila's shop sells shirts
 with silver spots" _____ times.


7a Read and guess your answers.



In one minute ...

- | | |
|---|------------------|
| 1. a top athlete can run about | a 50 metres. |
| | b 100 metres. |
| | c 400 metres. |
| 2. a top cyclist on a special bike can ride about | a 2 kilometres. |
| | b 4 kilometres. |
| | c 10 kilometres. |
| 3. the fastest car can go about | a 3 kilometres. |
| | b 8 kilometres. |
| | c 20 kilometres. |
| 4. the fastest train can go about | a 3 kilometres. |
| | b 8 kilometres. |
| | c 18 kilometres. |

7b Talk in class.



7c



Listen and find out who is right.

GROUPWORK

1 Do the crossword.

1. Read the letters in the red squares (■).

2. Circle (○) all the words you find and write them down.



f ather

m _____

p _____

g _____

g _____

b _____

s _____

a _____

u _____

c _____




2a



Listen and fill in the numbers in the order you hear the names.

- ① Alice
- ② Betty
- ③ Bill
- ④ Emma
- ⑤ Hans
- ⑥ Tim



CHECK YOUR ENGLISH

2b  Listen again. Then complete the text.

This is a photo of my happy family. This is my grandpa Hans, and this is my _____ Alice. These are my _____, Bill and Betty. My _____ is _____. The boy on my right is my _____ Tim. He is only _____ years old.




PAIRWORK

Talk about your family photos.



3 Ask your parents about your family history. Then look at John's family tree below and draw your family tree.



4  **Read the text. Then answer the questions.**

I am Wu Kai. I am at Wuhan Changqing No. 1 School. I am in Year 5 this year.

I have got a happy family. Mum is a teacher. She teaches English. Dad is a doctor. He works at the Children's Hospital. My parents both like reading. And Dad also loves sports. He is a big fan of Manchester United.

My grandparents don't live with us in Wuhan. They live with my uncle in Yichang, a beautiful city on the Changjiang River. I often go and see them with my parents at weekends.



the Changjiang River

1. Where does Wu Kai go to school?
2. What does his mother do?
3. Where does his father work?
4. What do his parents like?
5. Does his father like football?
6. Do Wu Kai and his parents often go to Yichang?

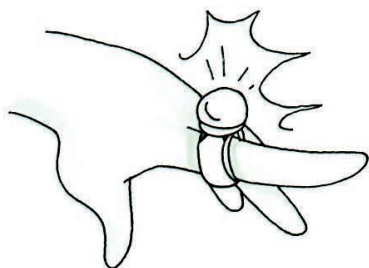


PAIRWORK


- 1 **Ask your partner questions about Wu Kai and his family. Then change roles.**
- 2 **Ask questions about your partner and his/her family. Then change roles.**



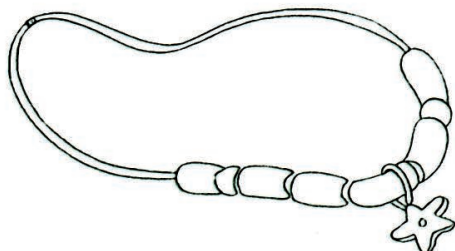
5 Write the missing letters. Colour the mascots.



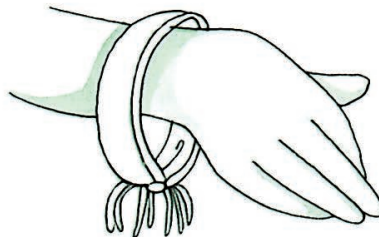
a p_n_ and _ _ ue _ _ g



_ e_ and g_ee_ s f_ t_ s



an _ r_ _ e_ _ c l_ _



a _ r_ w_ _ _ _ nds_ _ _ a_ d

a a b b b c d e e e f g h i i i k k l n n n n n n o o o o p r r r r t y



6 Write the sentences.

desk. are There lots of on my mascots

silver silver I ring. necklace have and a a

is My a mouse. favourite little pink mascot

When test a there is at school, my mouse on my desk. sits



7 Look at the watches and fill in the correct numbers.



- It's five o'clock.
- It's quarter past eight.
- It's half past one.
- It's ten past six.
- It's twenty to nine.
- It's five past seven.
- It's eight o'clock.
- It's twenty to seven.
- It's ten to twelve.



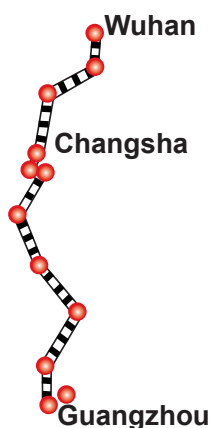
8 What's the time? Look and write.



1		4	
2		5	
3		6	



9 Read and work out the three maths questions.



It is 1069 kilometres from Wuhan to Guangzhou.
The train can run at 300 kilometres an hour.



1 Q: How long does it take from Wuhan to Guangzhou?

A: _____ hours and _____ minutes.

2 Q: The train starts from Wuhan at 2 pm. The train stops at Changsha Station for two minutes. When can you get to Guangzhou?

A: At _____.

3 Q: It is 362 kilometres from Wuhan to Changsha. How long does it take from Guangzhou to Changsha?

A: _____ hours and _____ minutes.



My progress



Good!



Great!



Super!



What do you collect?

1a  Listen and tick (✓) the things you hear.



postcards



stickers



autographs



stamps

1b  Listen, point and repeat.



☞ What's this?
It's a stamp.



☞ What are these?
They're stamps.

☞ What's this?
It's a sticker.



☞ What are these?
They're stickers.




☞ What's this?
It's a postcard.



☞ What are these?
They're postcards.

☞ What's this?
It's an autograph.



☞ What are these?
They're autographs.



PAIRWORK

Practise the dialogues in 1b.

2  **Listen and repeat. Then practise in pairs.**



Jane, what do you collect?



Autographs and stickers.



How many have you got?

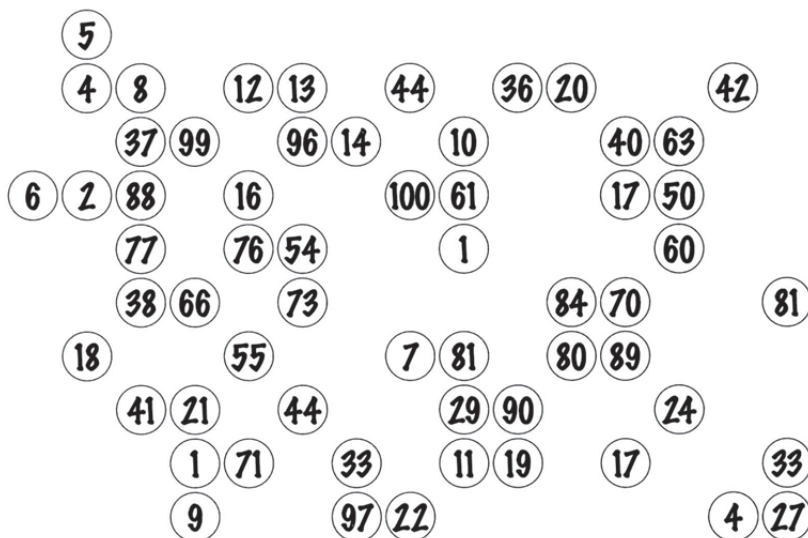


Thirty-five autographs and ninety-three stickers.



Wow! That's a lot!

3  **Listen and colour the numbers.**



PAIRWORK

Ask and answer.



Do you collect stickers?

No. I don't like stickers.

What do you collect?

I collect stamps.

How many have you got?

About five hundred.

What do you collect?

4a



Listen and fill in the children's names.

Angela

Tim

Simon

Sue



stickers



comics



football pictures



autographs



postcards



stamps



4b



Listen again. Then fill in the words.

Angela collects _____ and _____.

Tim collects _____ and _____.

Simon _____ football pictures and _____.

He doesn't collect stickers, comics, _____ or _____.

Sue collects _____ and _____.

She doesn't collect comics, autographs, _____ or _____.

5



Listen to the poems and then write your own poem.

Sylvia

She doesn't collect stickers,
She doesn't collect stamps,
She doesn't collect postcards,
But she has got a big box
Full of photos of her horse.




Nick

He doesn't collect comics,
He doesn't collect autographs,
He doesn't collect football pictures,
But he has got a big box
Full of stickers.

_____ doesn't collect _____

But _____




What do you collect?

6



A story — Joe's favourite hat.

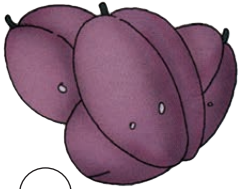




1




Listen to the song. Fill in the numbers. Then complete the text.



plums



ice cream



pears

School party

I can't wait till Friday.
Friday is so cool.
We're having a big party.
A party at our school.

I'm going to buy

_____ ,

_____ and


_____ .

I'm going to buy _____ ,

_____ ,

_____ and _____ .


I can't wait till Friday.
Friday is so cool.
We're having a big party.
A party at our school.



chocolates



bananas



apples



chewing gum



2  Look, write and read.



3a  Listen to the story and mime the actions.






3b  Listen and fill in the numbers.

A party

4a  **A story** — Tony's garden party (1).

It is Saturday. The children are having a garden party at Tony's home.





4b Look at the pictures and answer the questions.



1. What day is it?
It is _____.
2. What are the children doing?
They are having _____.
3. What do they eat?
They eat _____.

4. What do they do then?
They _____.

5. What happens then?
The _____ of the Brysons' kitchen gets broken.



4c  **Listen and repeat. Then act out the story.**

PAIRWORK

Ask questions about what your partner will do on Saturday.



5a



A story — Tony's garden party (2).

The next weekend, the children go to Mr Bryson's home.




5b Look at the pictures and answer the questions.

1. What do the children do at Mr Bryson's home?
They help Mr Bryson pick _____.
2. What do they do then?
They _____.
3. What happens next?
The window _____.

6  **Organising a party. Do a role-play.**

New Year's Day is coming. We are going to have a class party.




bread



oranges



candies




bananas



a cake



noodles



hot dogs



orange juice

• What do we need?

: Hot dogs and bread.

∴ What about bananas?

∴ Great idea.



• I can bring the bread.

: I can bring a cake.

∴ Sophia, can you bring some orange juice?

∴ Yes. I think we also need some flowers.

1  **Look, listen and number the pictures.**



I **often** **sometimes** **never** dream

PAIRWORK

Talk about your dreams.

Do you often have dreams?
 What do you often dream about?
 I often dream about ...
 I sometimes dream about ...
 I never dream ...

2a  **Read the text. Then answer the questions with**

Yes or No.



Toby always has dreams at night.

He often dreams about Pit.
He often dreams about Pat, too.

He often dreams he can fly.
He sometimes dreams
he can swim like a fish.

He never dreams about the zoo.
He doesn't like the zoo.

Look, he is asleep in bed now.
He is having good dreams.

Y = Yes N = No

1. Does Toby often dream about Pit and Pat?
2. Can he fly?
3. Does he often dream about flying?
4. Does he dream about swimming like a fish?
5. Does he dream about the zoo?

<input type="checkbox"/>
<input type="checkbox"/>
<input type="checkbox"/>
<input type="checkbox"/>
<input type="checkbox"/>

2b  **Listen and repeat.**

Focus

always



often



sometimes



never



Everybody has dreams.


We often have 3-5 dreams a night.

Some nights we have 7 dreams.



3a  Listen to the story and mime the actions.

Toby gets into bed, and soon he goes to sleep. Then he has a dream.



3b  Listen and fill in the numbers.

4a



Listen and colour the shapes.

Then break the code and write Mike's text.

Z
Y
X
W
V
U
T
S
R
Q
P
O
N
M
L
K
J
I
H
G
F
E
D
C
B
A



.....



.....



.....



.....



.....



.....



.....



.....



.....

SHAPES

triangle

square


circle

rectangle

4b



Listen again and check.

5  **A story** — The sleeping prince.

Jenny loves cartoons. She has got many cartoon films on DVD. She often watches them, and she has many dreams about the stories. "The sleeping prince" is one of her dreams. It is funny!





GROUPWORK

Act out the story "The sleeping prince".

GROUPWORK

- 1  Listen and sing the song. Spot what is wrong in the picture.

Stickers

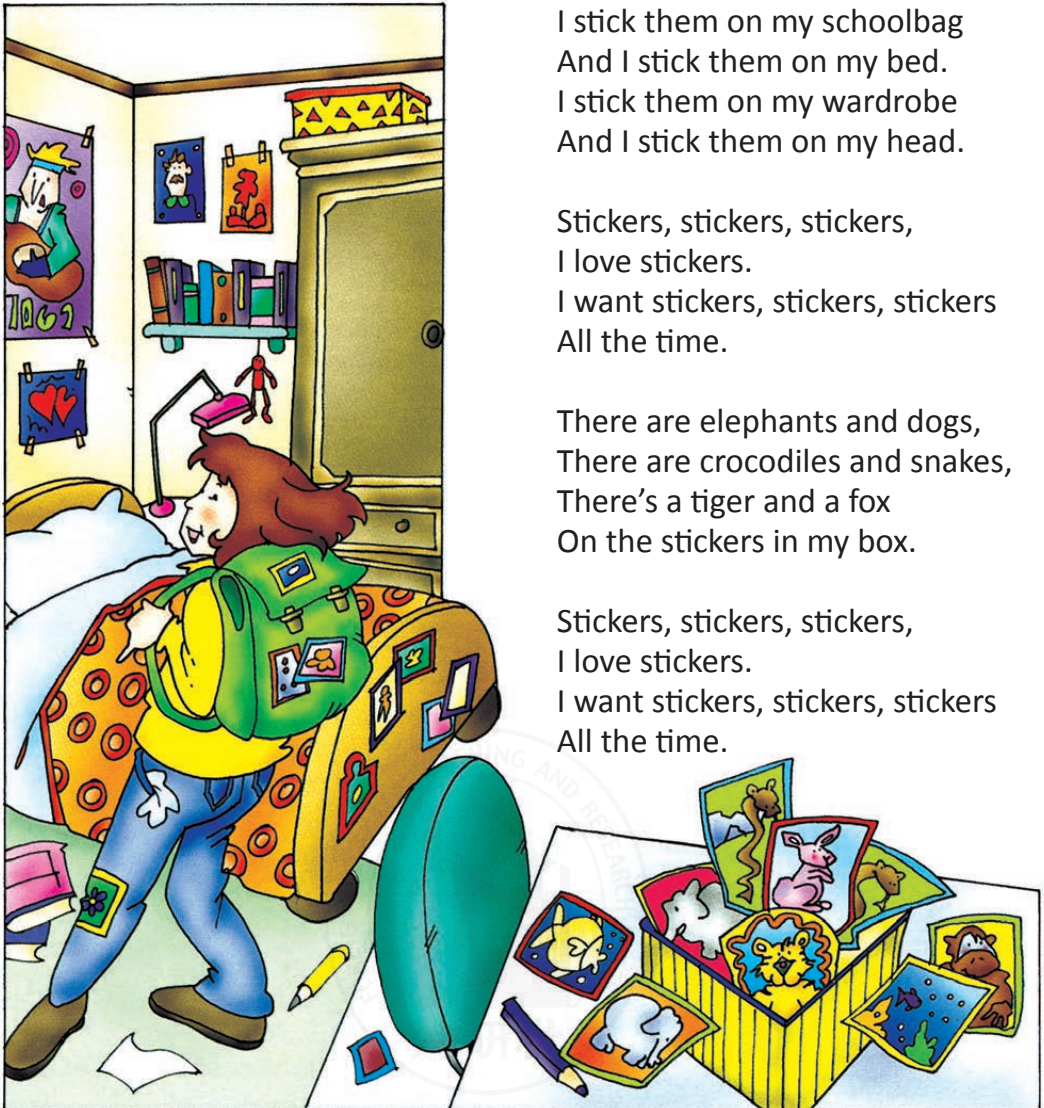
Stickers, stickers, stickers,
I love stickers.
I want stickers, stickers, stickers
All the time.

I stick them on my schoolbag
And I stick them on my bed.
I stick them on my wardrobe
And I stick them on my head.


Stickers, stickers, stickers,
I love stickers.
I want stickers, stickers, stickers
All the time.

There are elephants and dogs,
There are crocodiles and snakes,
There's a tiger and a fox
On the stickers in my box.


Stickers, stickers, stickers,
I love stickers.
I want stickers, stickers, stickers
All the time.



CHECK YOUR ENGLISH

- 2  Listen to the song and number the sentences.
Then look at the pictures and fill in the words.

- We're having a big party, a party at our school.
 I'm going to buy apples, bananas, pears and plums.
 I'm going to buy chocolates, ice cream and chewing gum.
 Friday is so cool!





- 3 Look at the pictures and write the words.



comics



PAIRWORK

Ask and answer questions about the pictures in 3.

Use: What's this/that?

It's ...

What are these/those?

They're ...



4a  Listen and match.



Sunday

Monday

Tuesday

Wednesday

Thursday

Friday

Saturday



4b  Listen again. Then answer the questions.

1. What is Linda going to do on Monday?
2. Is she going to play computer games on Sunday?
3. Is she going to listen to English on Tuesday?
4. What is she going to do on Friday?
5. Is Linda going to swim or play the piano on Saturday?



PAIRWORK

Ask your partner what he or she is going to do this Saturday.
Then change roles.

What are you going to do this Saturday, Joan?



I'm going to my cousin's birthday party.



**5 Write in the missing numbers.
Then point and read the numbers.**

1	2	3	4
twelve	ninety-nine	one	twelve
fourteen	ninety-eight	ten	
sixteen	ninety-one	nineteen	twenty-four
	ninety	twenty-eight	
twenty			thirty-six
twenty-two	eighty-two		
	seventy-five		



6  **Put each dialogue in the correct order.
Then listen, check and practise in pairs.**

Dialogue 1

- Football pictures? Ninety-five.
- Eighty, I think.
- Football pictures and comics.
- And how many comics?
- ① What do you collect, Susan?
- How many have you got?

Dialogue 2

- How many have you got?
- ① Li Ming, what do you collect?
- Twelve? That's not a lot.
- I have got twenty-six.
- Twelve.
- Postcards.



7a  Listen and put a tick (✓) or cross (✗) in the boxes.



football pictures				
stamps				
storybooks				
soft toys				



7b  Listen again. Then complete the sentences.

Jim _____ football pictures. He doesn't _____ storybooks.

Sarah _____ stamps. She _____ soft toys.

Zhang Hua _____ stamps. He _____ soft toys.

Wu Ying _____ soft toys and stamps.

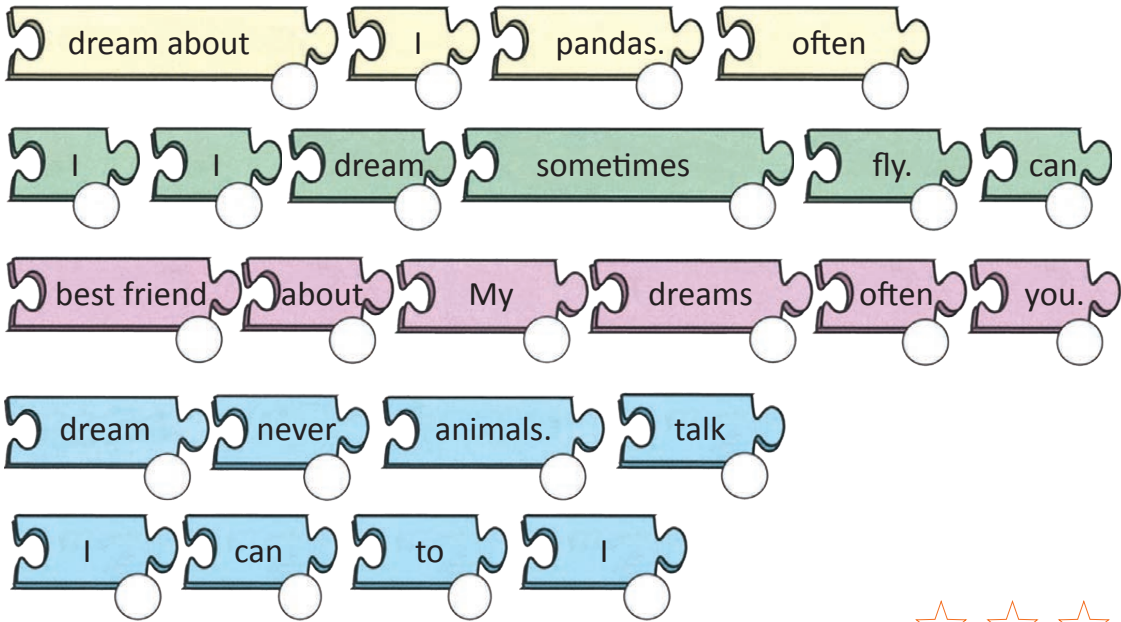


GROUPWORK

Ask your partners questions about collections. Then change roles. Use: **Does he/she ...? Do you ...?**



8 Language puzzle: Fill in the numbers. Then read the sentences.



9  **Listen and tick (✓) True or False.**

- | | T | F |
|--|-------------------------------------|--------------------------|
| 1. Carl often dreams he plays football in the World Cup. | <input checked="" type="checkbox"/> | <input type="checkbox"/> |
| 2. Liu Yan sometimes dreams she has got a brother. | <input type="checkbox"/> | <input type="checkbox"/> |
| 3. Jane never dreams she can talk to animals. | <input type="checkbox"/> | <input type="checkbox"/> |
| 4. Bill always dreams about flying like a bird. | <input type="checkbox"/> | <input type="checkbox"/> |
| 5. Dick dreams he can travel around the world by ship. | <input type="checkbox"/> | <input type="checkbox"/> |
| 6. Xiao Ning's dream is going to come true. | <input type="checkbox"/> | <input type="checkbox"/> |



My progress



Good!



Great!



Super!



1  **Read and match. Then listen and check.**



- 1 Hi. What's your name?
- 2 Have you got a mascot?
- 3 What is it?
- 4 Can you show me your mascot?
- 5 Thank you, Sandra. Bye.

- Yes, I have.
- A friendship band.
- I'm Sandra.
- Bye-bye.
- Yes, look. Here it is.



2  **Number the sentences. Then listen and check.**

- Yes, toy animals.
- Three. A rabbit, a snake and a frog.
- Simon, have you got any mascots?
- That's nice. Thank you, Simon.
- How many have you got?

3 **Find out which mascot each child has. Then read and write.**

Tom



Tom, Mike and Sandra have got soft toys.

Karen hasn't got a necklace.

Barbara has got a friendship band.

Tim has got a pink dog.

Sandra has got the same mascot as Tom.

Mike has got the same mascot as Tim.

Sandra has got a blue rabbit.

One girl has got a ring.

Tim



Karen



Sandra



Mike



Barbara

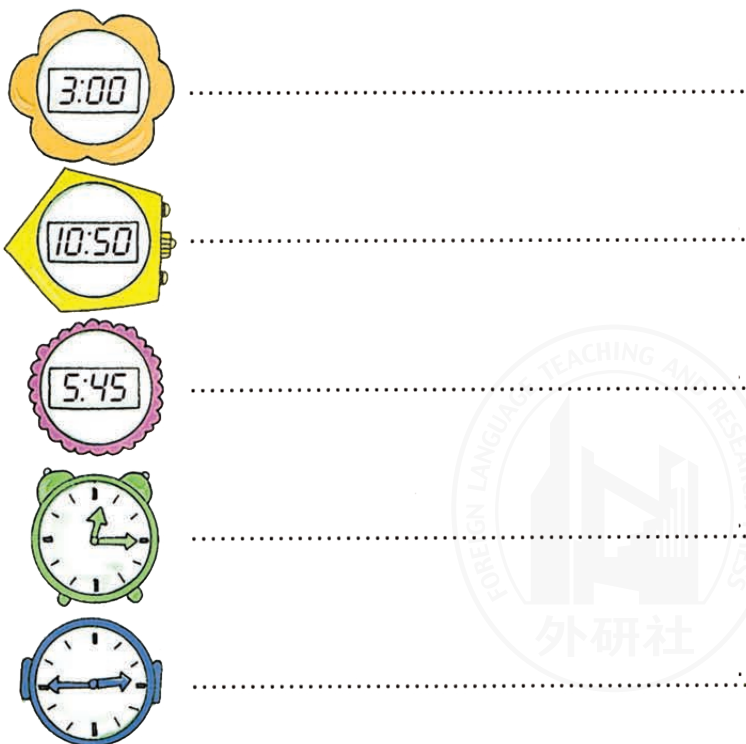


1 Look and fill in the correct numbers.



- It's half past three.
- It's twenty to seven.
- It's quarter past nine.
- It's quarter to five.
- It's eight o'clock.
- It's twenty-five past three.
- It's ten to twelve.
- It's five past eleven.
- It's twenty-five to one.

2 Look and write.



3 Write the sentences.



you What John? collect, do

can write? you How English many words

The about go can in one minute. eight kilometres train fastest

starts at and at School four o'clock. quarter to nine ends

4 Write about Karen in your notebook.



Karen

11



1 Match and write sentences.

+
-
Maria
 +
-
Kevin
 +
-
Diana
 +
-
Terry

rabbit, hippo, books, seashells, postcards, stamps, bat


Maria collects She doesn't collect shells.

Kevin

Diana

Terry

2 Write the numbers.



1 I've got an idea.

2 How much is it?

3 I collect hats.
It's my best hat.

4 I need a new dress.

5 A hundred dollars
for a hat?
That's a lot of money.

6 Sorry, Sarah.
We haven't got
the money.

7 It looks wonderful.

8 My beautiful hat.
What can I do?

1 Write the missing words.



You are going to
a party.

Say "Hello" to
.....

You
a pretty girl.



..... her a big
..... of cake.

..... it
the girl.

You a
cassette recorder.



The is on
the

The girl

You

piece
to

friends
over

✓ party
laughs

your
floor

trip
Get

cake
see

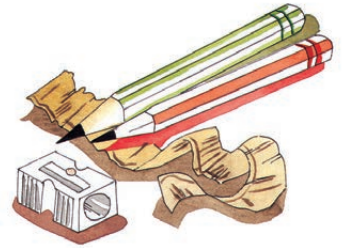
Carry
blush

2 Number the sentences.

- Then they play football with Mr Bryson.
- They have some cake and orange juice.
- They break a window in the Brysons' kitchen.
- The children tell Mr Bryson that they are sorry.
- Then they play football.
- The next weekend they all help Mr Bryson.
- Mike, Emma and their friends go to Tony's garden party.
- Then Emma says, "Let's go over to the Brysons' and tell them."
- Mr Bryson kicks the ball and breaks the window again.
- First they want to hide behind the bushes.

**3 Tick (✓) the correct answer.**

- | | |
|----------------------------------|---|
| 1. Some more cake, Mike? | <input checked="" type="checkbox"/> I'm very sorry. |
| | <input type="checkbox"/> Yes, please. |
| 2. What shall we do now? | <input type="checkbox"/> Hooray. |
| | <input type="checkbox"/> Let's go over to the Brysons'. |
| 3. What do we need? | <input type="checkbox"/> Sandwiches and a cake. |
| | <input type="checkbox"/> Great idea. |
| 4. What about helping Mr Bryson? | <input type="checkbox"/> Great idea. |
| | <input type="checkbox"/> It's the Brysons' kitchen. |
| 5. What about popcorn? | <input type="checkbox"/> I can bring some. |
| | <input type="checkbox"/> Orange juice? No, thanks. |
| 6. When is the party? | <input type="checkbox"/> On Saturday at five. |
| | <input type="checkbox"/> At our school. |
| 7. Some more orange juice? | <input type="checkbox"/> No, thanks. |
| | <input type="checkbox"/> I can bring a cake. |
| 8. What's your favourite food? | <input type="checkbox"/> I love chicken and chips. |
| | <input type="checkbox"/> The cake is on the floor. |
| 9. Can you bring some apples? | <input type="checkbox"/> Yes, OK. |
| | <input type="checkbox"/> Here's a banana. |



1 Write the missing words.



..... fast
.....



Suddenly you
.....



The door of your
room,
and you
the
of a



You
of



You the
..... and
..... behind
the curtains.



The monster
..... you.



It the
..... window.



It jumps out of
the window to
..... you.



You
the window and
get into
.....

jump out hand You're bed asleep opens open
see sees get hide wake up monster
window open close bed back looks for

2 Can you write the text?

My wonderful dreams
 I often dream about a fantastic
 computer. I dream that I can
 speak with the computer.
 When there is a test at school,
 my computer writes for me.

My wonderful

.....

.....

.....

.....

.....

3 Write sentences about the children's dreams.

★ = often

■ = sometimes

● = never




Tim



Ann



Andy



Tim dreams about

Ann dreams about

Andy dreams about



Three one-act plays



The princess and the frog

Roles:

Frog
Princess




You need:

2 frog masks (cut out the masks on pages 79-81)
a golden ball
a big box or a bucket for the well
a bush (made of cardboard)

*(The princess is sitting near the well.
She is playing with her golden ball.
She is singing. Then she stands up and
throws the ball into the air several times.)*

*(Suddenly the ball falls into the well.
She starts crying. A frog appears.)*

Frog: Why are you crying?
Princess: My golden ball ...
Frog: What about it?
Princess: It's down there.
Frog: Oh, I'll get it for you.




*(The frog jumps into the well.
He comes back with the ball.)*

Frog: Mmm. What a lovely ball!
Princess: Give it to me.
Frog: Give me a kiss.
Princess: OK, let's go behind the bush.

(Sound of kisses from behind a bush. Then two frogs jump across the stage.)

Princess: CROAK.
Frog: CROAK.




Three one-act plays



Let's go swimming

Roles: Chris
Mike
Charlie

You need: Things to take to the beach,
e.g. snorkels, masks, flippers, towels, etc.



*(Chris and Mike are at Charlie's place.
We can see from what they are carrying
that they are going to the beach.)*

Chris: Let's go to the beach, Charlie.
Charlie: Sorry, I can't. Too much homework.
Mike: Come on, Charlie. Do it later.
Charlie: Later? No, I can't. Sorry.
Chris: Come on, Charlie. It's such a nice day.
Mike: It's really hot.
Charlie: Sorry.
Chris: OK, Mike. Let's go. Bye, Charlie.
Charlie: Bye.



*(Chris and Mike are leaving.
They start talking to each other in a loud voice so
that Charlie can hear what they are saying.)*

Chris: OK, let's go. Let's go and meet the girls.
Charlie: Girls???
Mike: Yes, Anne, Cathy and Rosie are coming.
Charlie: Anne, Cathy and Rosie?
I'll come with you.
Chris and Mike: What about your
homework?
Charlie: Oh, that's
no problem.
I can do
it later.





The birthday present

Roles: Tony
Tim

You need: a big lollipop
a small note pad
a pen

Tony: Hi, Tim.
Tim: Hi, look what I've got. A lollipop!
Tony: So what?
Tim: It's for my brother.
Tony: Your brother?
Tim: Yes. It's his birthday tomorrow.
Tony: A lolly? Is that your birthday present?
Tim: Yes, it is. Wonderful, isn't it?
Tony: I think it's boring.
Tim: Boring?
Tony: Yes, very boring.
Tim: What can I give him?
Tony: Give him a Nintendo.
Tim: A what?
Tony: A Nintendo.
Tim: A Nin what?
Tony: A Nintendo.
Tim: What's that?
Tony: A computer game.
Tim: Uh huh. A Nin what?
Tony: NIN - TEN - DO.
Tim: Ten computer games? I want ONE present.
Tony: Look. Don't be stupid.
 It's your brother's birthday tomorrow, right?
Tim: Yes.
Tony: So give him a Nintendo game.
Tim: Can you spell it please?
Tony: Yes, of course. N - N - N - erm ... NIN ... erm
 Erm ... Do you know what?
Tim: What?
Tony: Give your brother a lollipop.
Tim: Oh no!!!



Word list

(粗体单词是需要掌握的核心单词, 标红星单词是超纲词)

Starter unit

beautiful	美丽的, 美好的	take	拍摄
clean	(把……) 弄干净	take photos	拍照
hard	费劲地; 费力地	time	一段时间; 某段日子
learn	学习; 学会	the UK	英国
New South Wales	新南威尔士州	umbrella	伞; 雨伞
soon	不久, 很快	whose	谁的
summer holiday	暑假	work	工作, 劳动

Unit 1

both	两者, 两个都	introduce	介绍, 引见
change	转变; 转换	Little Red Riding Hood	小红帽
come in	进来	member	成员
come on	快点	nurse	护士
cook	煮, 烧; 厨师	phone	(给……) 打电话
cousin	堂[表]兄弟; 堂[表]姐妹	police	警察
doctor	医生, 大夫	problem	问题, 难题
driver	司机, 驾驶员	role	角色
family	家庭	run away	逃跑
fantastic	太好了; 极好的	* scene	[戏剧中的] 一场
farmer	农民	taxi	出租车
grandfather	祖父; 外祖父	these	这些
grandmother	祖母; 外祖母	walk off	离开
grandparent	祖父; 祖母; 外祖 父; 外祖母	* woods	[常复] 小树林, 林地
* granny	[非正式] 奶奶; 外婆	word	字, 词, 单词
		worker	工人

Word list

Unit 2

always	总是, 每次都	hurt	弄伤; 感到疼痛
* band	圈, 箍, 带	luck	好运, 幸运
because	因为	* mascot	吉祥物
bell	铃	* necklace	项链
bring	带来	* Olympic	奥运会的
cool	冷静的, 沉着的	popular	受欢迎的
* darling	亲爱的, 宝贝儿	Puma Ranch	美洲狮大牧场
dollar	元〔美国、加拿大、 澳大利亚等国的货 币单位〕	ring	戒指
easy	不担心的; 不紧张的	* shell	贝壳
everywhere	在各个地方; 处处	silver	银制的; 银(白)色的
friendship	友谊	soft toy	毛绒玩具
		test	测验, 测试
		watch out	小心

Unit 3

answer	答案	say	说
* athlete	运动员	special	特殊的, 特别的
collect	收集, 采集	* spot	(圆)点, 斑点
* cyclist	骑自行车〔脚踏〕车者	stamp	邮票
end	(使)结束; (使)停止	tell	告诉
go	开始(做某事)	time	次, 回
kilometre	千米, 公里	top	最佳的, 最好的
opera house	歌剧院	train	火车, 列车
quarter	一刻钟, 十五分钟	Yours	您真挚的〔用于信函 的结尾〕

Word list

Unit 4

* autograph	[名人的]亲笔签名	hat	帽子
* comic	连环漫画	postcard	明信片
email	电子邮件	* sticker	贴纸
for	为了要; 为了得到	take	接受
* gone	走了; 不见了	* thief	小偷, 贼

Unit 5

also	而且, 还	hide	躲藏
* broken	破的; 破碎的	pass	传(球)
* bush	灌木	pick	捡起, 拿起
buy	买	* plum	李子, 梅子
candy	糖果	shall	将要
chewing gum	口香糖	till	直到
flower	花	wait	等候, 等待
garden	花园	weekend	周末
happen	发生		

Unit 6

* alright	好吧	* DVD	数字影碟
around	到处, 四处	fast asleep	熟睡的, 酣睡的
cartoon	卡通(片), 动画片	film	电影, 影片
* castle	城堡, 堡垒	funny	有趣的
down	处在更低的地方	* ghost	鬼
	[位置](的)	Hurry up!	快点!
dream	梦; 做梦, 梦见	just a minute	请稍等
* dust	灰尘, 尘埃	key	钥匙

Word list

little	幼小的	right now	立即, 马上
lock	锁	sleep	睡眠
open	开着的, 打开的	sometimes	有时, 间或
* path	小径, 小道	talk	谈话, 交谈
* pond	池塘	travel	旅行
* prince	王子	zoo	动物园
* quickly	快速地		

Supplementary activities & Three one-act plays

across	从一边到另一边	no problem	没问题
air	空中, 天空	note pad	便条簿, 记事本
appear	〔尤指突然〕出现	pretty	漂亮的, 好看的
beach	海滩, 沙滩	* princess	公主
* blush	〔困难为情而〕脸红	* recorder	录音机
* bucket	桶	several	几个, 数个
* cassette	盒式磁带	* snorkel	(潜水者的)呼吸管
fall	落下, 降落, 跌落	so	那么
* flipper	脚蹼, 鸭脚板	so that	为了, 以便
* golden	金色的, 金黄色的	sound	声, 声音
hear	听到, 听见	* stage	舞台
kick	踢	such	如此, 非常
laugh	(大)笑	* suddenly	突然地
* lollipop	棒棒糖	* towel	毛巾
* lolly	棒棒糖	trip	绊倒
loud	大声的	* uh huh	嗯〔表示肯定的答复〕
* mask	面具	voice	说话声, 嗓音
meet	会面, 碰头	want	想要
* Nintendo	任天堂(日本电子游戏机商标名)	well	井

Vocabulary

Aa

across	从一边到另一边	answer	答案
air	空中, 天空	appear	〔尤指突然〕出现
alright	好吧	around	到处, 四处
also	而且, 还	athlete	运动员
always	总是, 每次都	autograph	〔名人的〕亲笔签名

Bb

band	圈, 箍, 带	both	两者, 两个都
beach	海滩, 沙滩	bring	带来
beautiful	美丽的, 美好的	broken	破的; 破碎的
because	因为	bucket	桶
bell	铃	bush	灌木
blush	〔因难为情而〕脸红	buy	买

Cc

candy	糖果	come in	进来
cartoon	卡通(片), 动画片	come on	快点
cassette	盒式磁带	comic	连环漫画
castle	城堡, 堡垒	cook	煮, 烧; 厨师
change	转变; 转换	cool	冷静的, 沉着的
chewing gum	口香糖	cousin	堂[表]兄弟; 堂[表]姐妹
clean	(把……)弄干净	cyclist	骑自行车[脚踏]车者
collect	收集, 采集		



Vocabulary

Dd

darling	亲爱的, 宝贝儿	down	处在更低的地方 [位置] (的)
doctor	医生, 大夫	dream	梦; 做梦, 梦见
dollar	元〔美国、加拿大、 澳大利亚等国的货 币单位〕	driver	司机, 驾驶员
		dust	灰尘, 尘埃
		DVD	数字影碟

Ee

easy	不担心的; 不紧 张的	end	(使) 结束; (使) 停止
email	电子邮件	everywhere	在各个地方; 处处

Ff

fall	落下, 降落, 跌落	flipper	脚蹼, 鸭脚板
family	家庭	flower	花
fantastic	太好了; 极好的	for	为了要; 为了得到
farmer	农民	friendship	友谊
fast asleep	熟睡的, 酣睡的	funny	有趣的
film	电影, 影片		

Gg

garden	花园	grandfather	祖父; 外祖父
ghost	鬼	grandmother	祖母; 外祖母
go	开始(做某事)	grandparent	祖父; 祖母; 外祖父; 外祖母
golden	金色的, 金黄色的		
gone	走了; 不见了	granny	〔非正式〕奶奶; 外婆

Vocabulary

Hh

happen	发生	hide	躲藏
hard	费劲地；费力地	Hurry up!	快点！
hat	帽子	hurt	弄伤；感到疼痛
hear	听到，听见		

Ii

introduce	介绍，引见
-----------	-------

Jj

just a minute	请稍等
---------------	-----

Kk

key	钥匙	kilometre	千米，公里
kick	踢		

Ll

laugh	(大)笑	lollipop	棒棒糖
learn	学习；学会	lolly	棒棒糖
little	幼小的	loud	大声的
Little Red Riding Hood	小红帽	luck	好运，幸运
lock	锁		



Vocabulary

Mm

mascot	吉祥物	meet	会面，碰头
mask	面具	member	成员

Nn

necklace	项链	no problem	没问题
New South Wales	新南威尔士州	note pad	便条簿，记事本
Nintendo	任天堂（日本电子 游戏机商标名）	nurse	护士

Oo

Olympic	奥运会的	opera house	歌剧院
open	开着的，打开的		

Pp

pass	传（球）	popular	受欢迎的
path	小径，小道	postcard	明信片
phone	（给……）打电话	pretty	漂亮的，好看的
pick	捡起，拿起	prince	王子
plum	李子，梅子	princess	公主
police	警察	problem	问题，难题
pond	池塘	Puma Ranch	美洲狮大牧场

Qq

quarter	一刻钟，十五分钟	quickly	快速地
---------	----------	---------	-----

Vocabulary

Rr

recorder	录音机	role	角色
right now	立即, 马上	run away	逃跑
ring	戒指		

Ss

say	说	sometimes	有时, 间或
scene	〔戏剧中的〕一场	soon	不久, 很快
several	几个, 数个	sound	声, 声音
shall	将要	special	特殊的, 特别的
shell	贝壳	spot	(圆)点, 斑点
silver	银制的; 银(白)色的	stage	舞台
sleep	睡眠	stamp	邮票
snorkel	(潜水者的)呼吸管	sticker	贴纸
so	那么	such	如此, 非常
so that	为了, 以便	suddenly	突然地
soft toy	毛绒玩具	summer holiday	暑假

Tt

take	拍摄; 接受	thief	小偷, 贼
take photos	拍照	till	直到
talk	谈话, 交谈	time	次, 回; 一段时间; 某段日子
taxi	出租车	top	最佳的, 最好的
tell	说明	towel	毛巾
test	测验, 测试	train	火车, 列车
the UK	英国	travel	旅行
these	这些	trip	绊倒



Vocabulary

Uu

uh huh 嗯〔表示肯定的答复〕
umbrella 伞；雨伞

Vv

voice 说话声，嗓音

Ww

wait	等候，等待	whose	谁的
walk off	离开	woods	〔常复〕小树林，林地
want	想要	word	字，词，单词
watch out	小心	work	工作，劳动
weekend	周末	worker	工人
well	井		

Yy

Yours 您真挚的〔用于信函的结尾〕

Zz

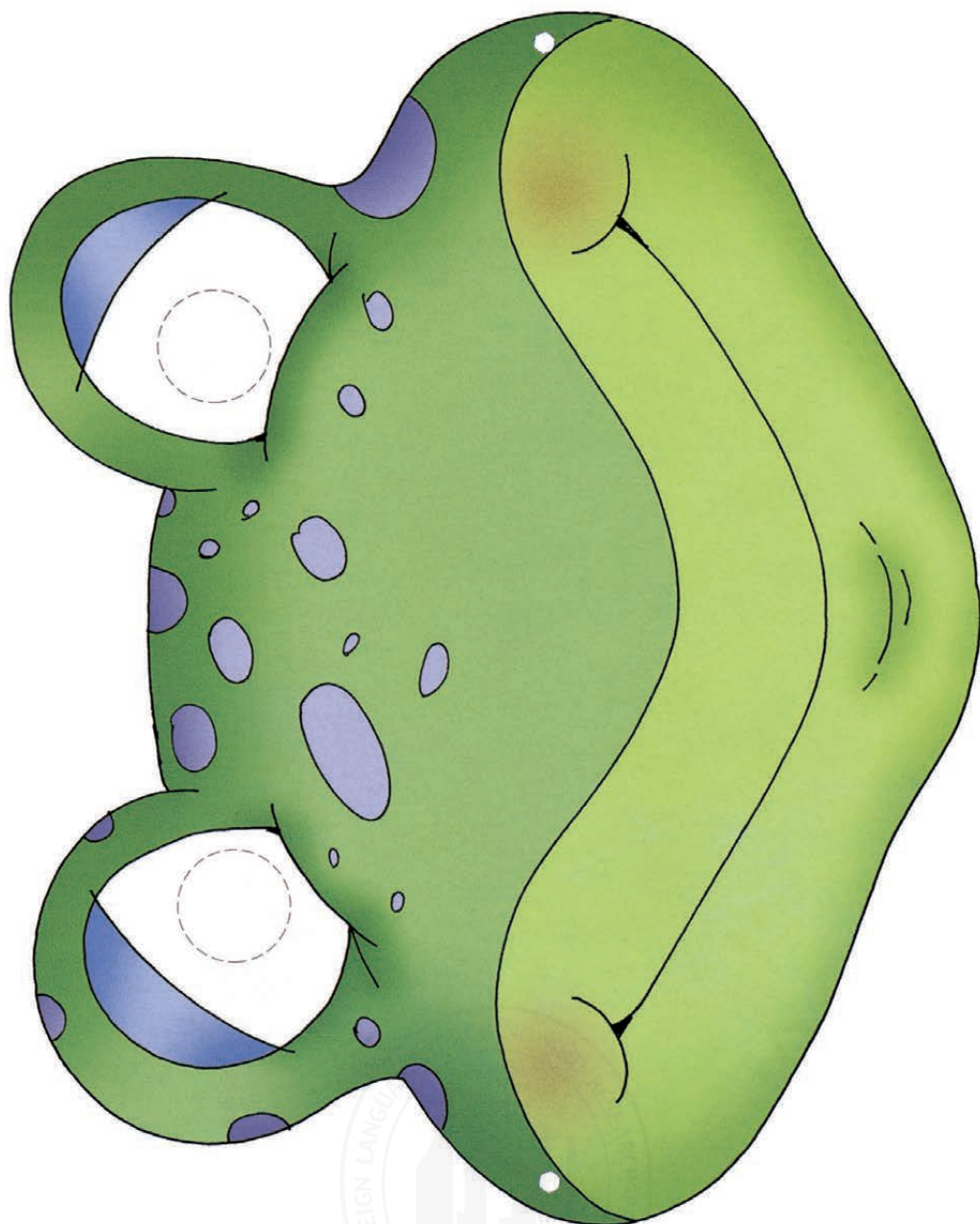
zoo 动物园

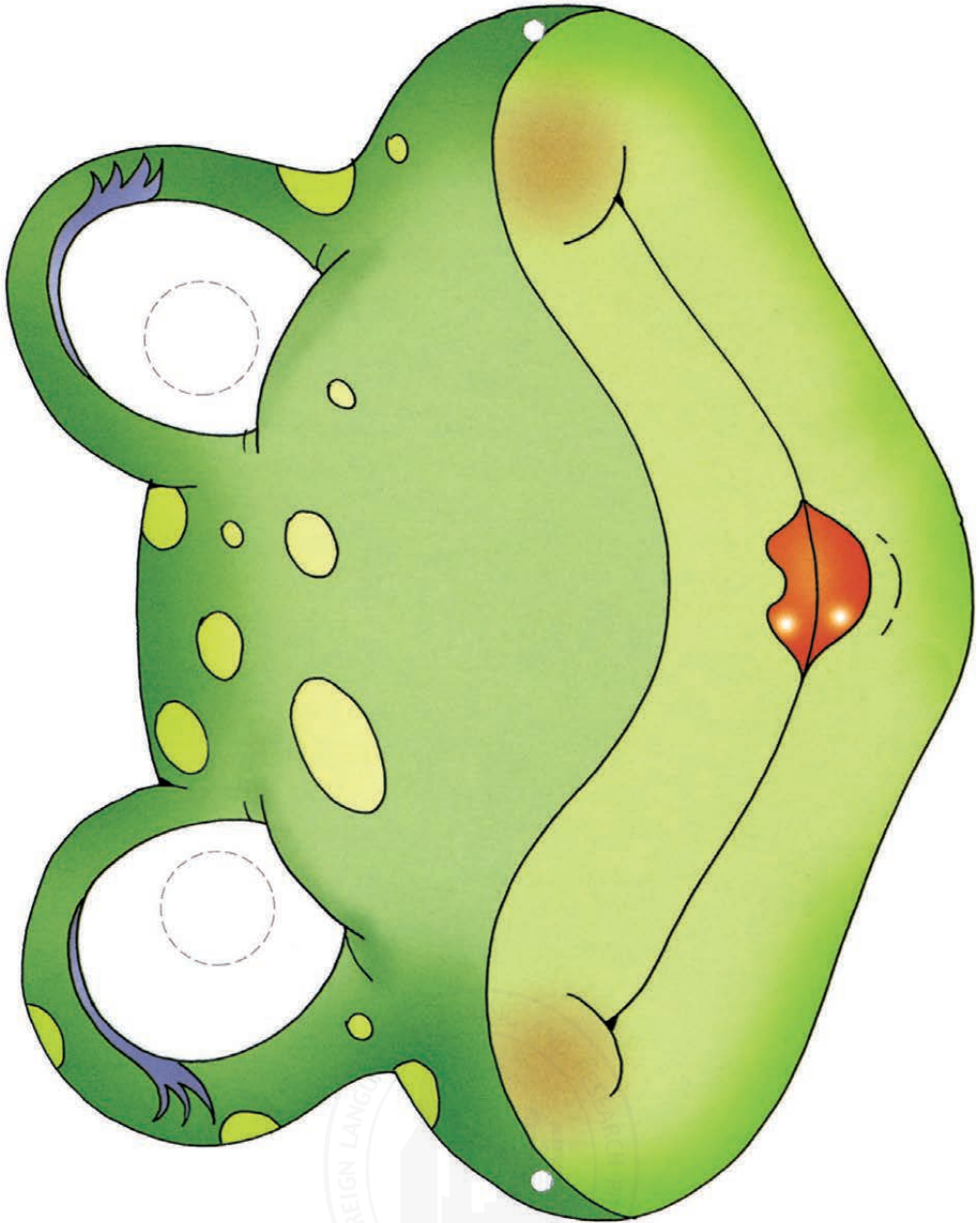


Proper names

Adams	亚当斯	Mr Bryson	布赖森先生
Angela	安杰拉	Rosen	罗森
Anne	安妮	Rupert	鲁珀特
Charlie	查利	Sheila	希拉
Dina	迪娜	Sophia	索菲娅
Hans	汉斯	Sylvia	西尔维娅
Jenny	珍妮	Timothy	蒂莫西
Joe	乔	Tony	托尼
Kevin	凯文		







FOREIGN LANGUAGE
外研社



后 记

《英语》(Join In)是依据教育部《义务教育英语课程标准》的教育理念和教学目标要求,吸纳现代外语教育在非英语国家对少年儿童实施英语教学的研究成果,并根据我国小学英语教育的实际,由外语教学与研究出版社和英国剑桥大学出版社合作开发的一套小学三年级起点的英语教材。

本教材以20世纪末国际教育心理学、认知心理学与语言教学理论的最新成果——加德纳多元智能理论作为编写的主导思想。该理论认为,每个人都具有八种智能特征,即语言、数学逻辑、音乐、空间、身体运动、人际、自我认知和自然认知等智能。本教材特别注重少年儿童认知系统与心理机制的开发,力图让小学生的各种智能特征在英语学习过程中得以表现,使教材的教学成为对小学生各种外显的语言学习活动与智能开发以及综合语言运用能力培养的优化整合过程,从而实现小学英语教育人文性和工具性的统一。

教材1、2、3、4册依据《义务教育英语课程标准》一级教学目标要求设计,供小学三、四年级使用;5、6、7、8册依据课程标准二级教学目标要求设计,供小学五、六年级使用。教材编排关注学习过程,凸现以听的方式导入,强调活动与实践,按“理解—识记—学习—掌握—运用”的层次推进,注重复现,体现学习的渐进性和持续性。

《英语》(Join In)由冈特·根格罗斯、赫伯特·普赫塔和刘兆义主编,编写组成员还有朱腊梅、雷军和克里斯廷·麦卡弗蒂等。北京师范大学外国语言文学学院院长程晓堂教授和全国基础外语教育研究培训中心常务副理事长张连仲教授等为本教材编写指导专家。

外研社



绿色印刷产品

