



义务教育教科书

英语

(三年级起点)

四年级上册



外语教学与研究出版社



义务教育教科书

英语

(三年级起点)

四年级 上册

Günter Gerngross (奥) Herbert Puchta (奥) 刘兆义 主编



外研社

外语教学与研究出版社

FOREIGN LANGUAGE TEACHING AND RESEARCH PRESS

北京 BEIJING

出版人：徐建忠
项目策划：张世钦
责任编辑：张世钦
装帧设计：北京至品广告有限责任公司
插图设计：炫木马时尚设计工作室

英语（三年级起点）
四年级上册 学生用书

主编：Günter Gerngross（奥） Herbert Puchta（奥） 刘兆义

基础教育出版分社：

地 址：北京市西三环北路19号 外研社大厦 基础教育出版分社（100089）

咨询电话：010-88819117 / 88819688

传 真：010-88819422

电子信箱：beed@fltrp.com

购书电话：010-88819928/9929/9930（邮购部）

购书传真：010-88819428（邮购部）



致同学



同学们好！我是托比，以后就叫我 Toby 吧。

欢迎大家与我一起开始学习英语！

我们所学教材的英语名字是 Join In，是“参与”的意思。它里面有好多好多优美动听的英语歌曲、易学易说的英语小韵文和诗歌、十分有趣的英语故事和童话剧，还有非常好玩的英语动脑筋游戏。大家一定会很喜欢！

让咱们参与到这些丰富多彩的听、说、读、写、演、唱、玩的英语学习活动中去吧！我相信，大家一定能在活动中体会到英语学习的乐趣，掌握一些英语学习的方法，逐渐提高学英语和用英语的能力，成为英语学习的主人！

小朋友好！很高兴能成为你们的“老”朋友！真羡慕你们这么小就可以学习英语了！

每个小朋友都希望爸爸妈妈和老师夸自己学习好，是个聪明的孩子。那么怎么才能学好英语呢？其实，“聪明”这两个字已经给了我们答案。你看“聪”字的左边是个“耳”，右边上面的“、”就像一对眼睛，中间是个“口”，下面是个“心”。这是告诉我们，学英语啊，一要用耳多听，听是攻克英语城堡的突破口；二要用眼多看、多阅读，注意观察；三要用口多说、认真模仿、出声朗读、大胆地说；四要特别注意用心用脑，学习中要多动脑筋思考、勤记忆。这些学习的好习惯，一定要从小就养成。而由“日”和“月”组成的“明”是告诉大家，学英语是个循序渐进的过程，需要日积月累的坚持和努力。小朋友只要记住这些道理，跟随 Toby 这位新朋友积极参与教材上的听、说、读、写、演、唱、玩等各种活动，就一定能够学好英语。

衷心祝愿小朋友，好好学习，天天向上，都成为聪明的好孩子！

你们的“老”朋友
刘兆义

Contents

Starter unit	Welcome back	2
Unit 1	When is your birthday?	8
Unit 2	In the classroom	14
Unit 3	Numbers	20
Revision 1		26
Unit 4	School	32
Unit 5	Free time	38
Unit 6	Games	44
Revision 2		50
Supplementary activities		56
A musical play		63
Word list		67
Vocabulary		72
Proper names		78



Welcome back

1  Listen and sing the song.


The Crazy Join In Rock

This is the rock.
This is the rock.
This is the Crazy Join In Rock.

Ride a cow,
Through the street.
A policeman
Looks at you.
Blow a kiss and
Ride away.
Do the rock,
The crazy rock,
The crazy rock,
The Crazy Join In Rock.




Bake a cake,
Catch a snake,
Shake your leg
And break an egg.
Do the rock,
The crazy rock,
The crazy rock,
The Crazy Join In Rock.



This is the rock.
This is the rock.
This is the Crazy Join In Rock.



2a Which one doesn't belong? Cross it out.



bear


bird

cat

dog

fish

clock



schoolbag


shirt

skirt

jeans

socks

sweater



apple

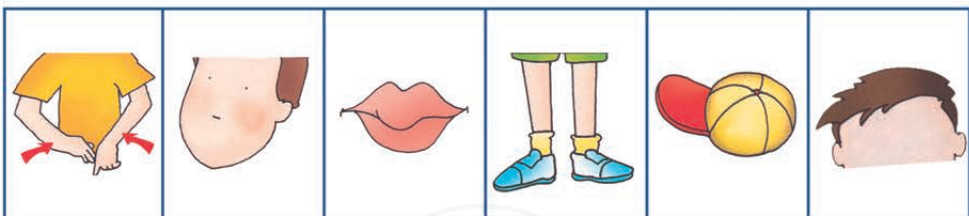
bananas

rabbit

bread

noodles

chicken



arms

face

mouth

legs

cap

hair



pencils

chairs

sweaters

desk


monkeys

bananas

2b Point and say what they are.

Welcome back

3a  Listen and number the pictures.



3b  Listen again. Then circle () the words in the correct colour.

 eat

come

play

open

take out

swim

 sit

put on

put

go to school

4  Listen and mime.



Close your eyes.



5 Find their answers.

A B C D E F G H I K L N O P R S T U V Y



Ben

◆ What's your favourite game, Ben?



◆ What's your favourite day, Chen Zihan?



Chen Zihan

◆ What's your favourite colour?



◆ What's your favourite food, Jane?



Li Ruyu



Jane

◆ What's your favourite number?



◆ What's your favourite animal?



Chris



Li Na

PAIRWORK

Ask and answer.

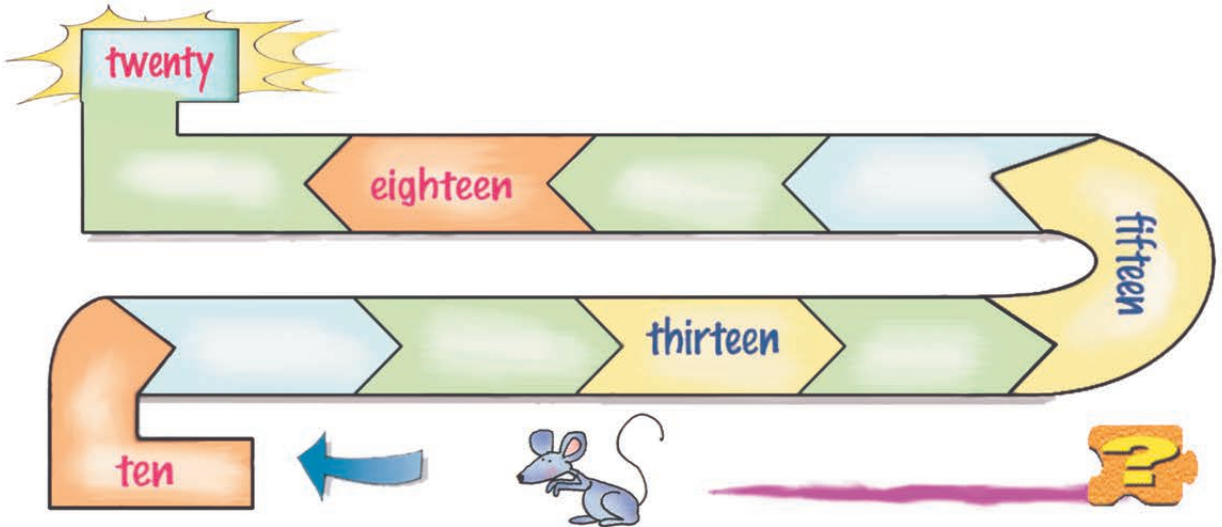
What's Chen Zihan's favourite day?



Friday.

Welcome back

6a What's missing? Fill them in.



6b Point and read the days and the numbers.

7 Fill in the proper forms of the missing nouns.

a shirt

four caps

a sweater

five shirts

one

six

two

a


two feet

one eye

eight teeth

one

8 Write their feelings. Then say how they are feeling.



9  **Match the questions with the answers. Then listen and check.**

What colour are your shoes?

Yes, I have.

Do you like football?

Red and white.

How many boys are there?

Nine apples.

Have you got a bike?

No, I don't.

What's in your bag?

Twenty-six.



When is your birthday?

1  Listen and say the birthday chant.

When is Toby's birthday?

In **January**, **February**, **March**?

No, no, no.

In **April**, **May** or **June**?

No, no, no.

July, **August**, **September**?

No, no, no.

October or **November**?

No! Please remember:

It's in **December**.



2  Listen and number the pictures.



January



February



March



April



May



June



July



August



September



October



November



December

3a  Listen and circle ().

When are the children's birthdays?

 <p>Zhao Wei</p>	<p>February</p> <p>April</p> <p>November</p>	 <p>Thomas</p>	<p>January</p> <p>June</p> <p>October</p>
 <p>Karen</p>	<p>March</p> <p>May</p> <p>July</p>	 <p>David</p>	<p>August</p> <p>September</p> <p>December</p>

3b  Listen again and answer the questions.

Then write down your answers.



- When is Zhao Wei's birthday?
- When is Thomas' birthday?
- When is Karen's birthday?
- When is David's birthday?

In November.

PAIRWORK

Practise the dialogues in pairs.

When is your birthday?


4 Look carefully. When are the children's birthdays?

Alison's birthday is in

January
February
March
April
May
June
July
August
September
October
November
December

5 Read and act out.

Today is Pit's birthday.



6a Put the dialogue in the correct order. Fill in the numbers.



- Canada.
- Twelve? When is your birthday?
- I'm twelve.
- 1 Where are you from?
- In October.
- How old are you?

Nice to meet you, Liu Yu.

6b  Listen and check. Then repeat.

PAIRWORK



Listen to the dialogue. Then ask your partner the same questions.

Have you got a pet?

Yes, a cat.

Do you like your yellow T-shirt?

Yes, I do.

What's your favourite colour?

It's green.

What's your favourite day?

My favourite day is Saturday.

When is your birthday?

It's in March.



When is your birthday?

7a  Listen and point.

There are four seasons in a year.



7b  Listen again and colour the frames.



- 8 Read the text. Then do the crossword.
Circle (○) the names of the seasons.



W	A	S	U	M	M	E	R
I	U	E	T	W	N	R	E
N	M	A	U	T	U	M	N
D	E	S	P	R	I	N	G
G	O	O	P	Q	S	E	A
W	I	N	T	E	R	S	I
A	R	S	U	V	O	B	X

- 9a  Listen and number the pictures.



cool



cold



hot



warm

- 9b  Listen again and point.

GROUPWORK

Is autumn your favourite season? Talk about it with your classmates. Then draw a picture of autumn.



1a Fill the letters in and find out the words.

A B C D E F G H I K L N O R S T U W


















1b Write the words below the pictures.

What's Number 1?
Mm ... it's a floor.



1. floor




2.



3.



4.




5.



6.



7.



8.

1c Listen and point.




PAIRWORK

Look and point at each picture in 1b. Ask and answer.



2a  Listen and number the pictures.

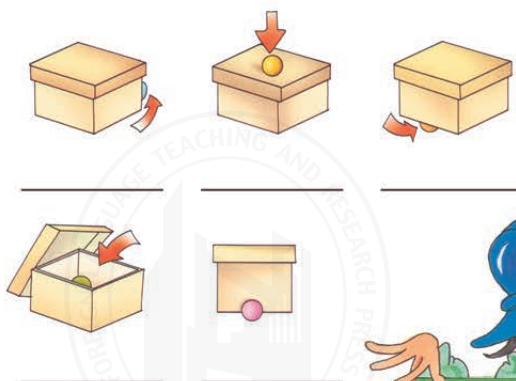


2b  Listen again and point.

Where is ...? It's ...

3 Write the correct words below each picture.

in
on
under
behind
in front of



Now ask and answer questions.



4a



Look and listen.



4b



Listen to the conversation again.

Then answer. Yes or No?

1. Are there any chairs in the room?
2. Is there a chair in front of the window?
3. Are there any books in the schoolbag?
4. Is there a board on the wall?
5. Are there any pens in the pencil case?
6. Is there a mouse behind the curtains?

PAIRWORK

Ask questions about the picture, and answer them.

Is there a ...? Yes. (No.)

Are there any ...? Yes. (No.)

5a Look at the puzzle pieces on page 79 for one minute. Then look at the questions below. Tick (✓) the answers.

How many desks are there?	six	seven
How many chairs are there?	eight	nine
How many windows are there?	three	two
What colour is the board?	green	black
What colour is the door?	red	brown

5b Cut out the puzzle pieces on page 79. Glue them in and check your answers in 5a.



PAIRWORK

Ask questions about the puzzle you completed, and answer them.

6a



A story — The frog.





Put the puzzle pieces together to find out the ending (page 81).

6b  Listen and fill in the numbers.

- | | |
|--|--|
| <input type="checkbox"/> Abracadabra ... | <input type="checkbox"/> Look, a frog! |
| <input type="checkbox"/> Put the frog in the teacher's desk. | <input type="checkbox"/> Catch the frog. |
| <input type="checkbox"/> Put the frog in the bag. | <input type="checkbox"/> Ah, here you are. |

1  Listen and sing the song.

Ninety-nine bananas a day

Come on, everybody.
Listen to my song.
I've got a wonderful, wonderful friend.

He eats thirty-three bananas for breakfast,
And thirty-three bananas for lunch,
And thirty-three bananas for dinner.
That's ninety-nine bananas a day.

His favourite colour is yellow.
His favourite food is yellow, too.
His favourite number is ninety-nine.
And he lives at London Zoo.



2  Listen and colour.

13

thirteen

40

forty

60

sixty

15

fifteen

14

fourteen

30

thirty

18

eighteen

80

eighty

100

a hundred

17

seventeen

50

fifty

90

ninety

16

sixteen

19

nineteen

70

seventy

PAIRWORK

Test your partner.

Red.

Thirteen.

Blue and
yellow.

Forty.



3 Listen and say.

12	twelve	20	twenty	16	sixteen	60	sixty
13	thirteen	30	thirty	17	seventeen	70	seventy
14	fourteen	40	forty	18	eighteen	80	eighty
15	fifteen	50	fifty	19	nineteen	90	ninety

4 Listen and say the rhyme.

One, two, three, four,
Five, six, seven,
Eight, nine, ten,
And now eleven,
Twelve is two plus ten,
Now let's start again.



PAIRWORK

Do the sums in English.

$18 + 48$

$37 + 43$

$52 + 25$

$19 + 17$

$49 + 49$

$99 - 26$

$76 - 57$

$82 - 32$

$24 - 5$

$90 - 38$

What is eighteen plus forty-eight?

It's sixty-six.

What is ninety-nine minus twenty-six?

It's seventy-three.



5a  Listen to the story and mime the actions.



5b  **Listen and fill in the numbers.**

- | | |
|---|---|
| <input type="checkbox"/> You're hot. | <input checked="" type="checkbox"/> Take your money. |
| <input type="checkbox"/> Put it in your pocket. | <input type="checkbox"/> Run to the shop. |
| <input type="checkbox"/> Open the door. | <input type="checkbox"/> Say "A big ice cream, please." |
| <input type="checkbox"/> "That's 70p." | <input type="checkbox"/> Look for your money. |
| <input type="checkbox"/> Oh, no! There's a big hole in your pocket. | |

6a **Look and learn.**

British coins



1p



5p



10p



20p



50p


6b  **How much money has Pat got?**


Listen and do the sums.

20	33	32	71	16	62
2	10	18	1	60	13
24	22	80	11	15	91
12	80	8	38	6	46
70	25	19	22	54	30




Pat has got
..... p.



7a  Listen and circle () the things they buy.
Also circle () how much they cost.




Colin




19p 80p 95p

Caroline









70p 80p 90p

Rod



19p 90p 95p

7b  Listen again and fill in the table.

- 
- orange juice
- 
- cola
- 
- two apples
- 
- banana
- 
- ice cream
- 
- two chocolate eggs

Name	Things they buy	How much
Colin		
Caroline		
Rod		

PAIRWORK

Practise the dialogues in pairs.

8  Look, listen and learn.



GROUPWORK

Act out the shopping scenes in class.

An ice cream, please.

How much is it?

Two bananas, please.

How much are they?

Here you are.

Here you are.

43p.

OK.

55p.

Thank you.

GROUPWORK

1  **Say the chant** — When is Toby's birthday?



In	J	F	M	?	
In	A	M	or	J	?
J	A	S	?		
O	or	N	?		
It's in	D				

2  **Sing the song.**

Ninety-nine bananas a day

Come on, everybody.

Listen to my song.

I've got a wonderful, wonderful friend.

33  for breakfast, 33  for lunch,

33  for dinner. 99  a day.





  99

And he lives at London Zoo.



3 **When are their birthdays?**

A	B	C	I	M	N
1	2	3	4	5	6

Rosie		6	?	?	?	5	2	?	?
David		1	?	?	4	?			
Julia		5	1	?	3	?			
Simon		?	?	3	?	5	2	?	?



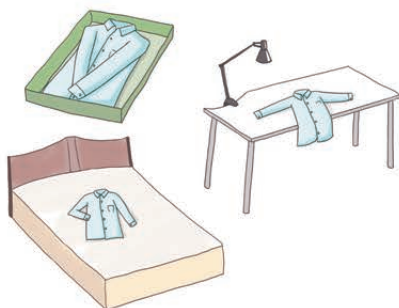
CHECK YOUR ENGLISH

4  Listen and tick (✓).

1. When is Bob's birthday?

01:01:01	02:02:02	03:03:03	04:04:04	05:05:05	06:06:06	07:07:07	08:08:08	09:09:09	10:10:10	11:11:11	12:12:12
01:01:01	02:02:02	03:03:03	04:04:04	05:05:05	06:06:06	07:07:07	08:08:08	09:09:09	10:10:10	11:11:11	12:12:12
01:01:01	02:02:02	03:03:03	04:04:04	05:05:05	06:06:06	07:07:07	08:08:08	09:09:09	10:10:10	11:11:11	12:12:12

2. Where is the shirt?



3. What season is it?

spring

summer

autumn

winter

4. How much are
the school things?

89p 90p 96p





5 Circle (○) the classroom words.



S	M	G	W	X	V	D	H
C	H	A	I	R	D	M	T
H	P	R	N	B	O	O	K
O	E	Y	D	K	O	S	R
O	N	B	O	A	R	D	U
L	C	K	W	P	O	E	L
B	I	E	H	E	U	S	E
A	L	R	E	N	E	K	R
G	X	A	P	E	M	G	V



6 Read the sentences and tick (✓) the answers: A or B?



There is a blue bag on a desk.

A B

There is a brown floor.

A B

There is a blue chair on a desk.

A B

There are three green and yellow schoolbags in the room.

A B

There are two orange and blue desks.

A B

There are three green chairs in the room.

A B



7 Look at the glued picture on page 17 for 30 seconds. Then fill in the words in the right spaces.

in
on
under
behind
under
on
in front of

1. There is a yellow pencil case a desk.
2. There is a blue schoolbag the curtains.
3. There is an apple an orange chair.
4. There are two green books a red schoolbag.
5. There is a TV the board.
6. There is a mouse an orange chair.
7. There is a rabbit a desk.





8 Watch and choose. Then write the sentences.

- *There is* or *There are* ?

_____  on my desk. _____  on her desk.

- *has got* or *have got* ?

I _____  . She _____  .

- *is* or *are* ?


What colour _____ your  ? It _____  .

What colour _____ your  ? They _____  .



9 Find the path to number 30. Write the numbers on your path here.


5 + ... = 30



start

30



10  **Put each dialogue in the correct order.**
Fill in the numbers. Then listen and check.

- Hello.
- Two apples, please.
- 45p, please.
- Thank you.
- Here you are.
- No problem.



- Is that 40p?
- A cola, please.
- No, 30p.
- Thank you.
- 30p, please.
- Here you are.



11  **Complete the dialogue. Fill in the numbers.**
Then listen and practise in pairs.


- | | | |
|---|--|--|
| <input type="checkbox"/> Goodbye. | <input type="checkbox"/> Here you are. | <input type="checkbox"/> Thank you. |
| <input checked="" type="checkbox"/> Good morning. | <input type="checkbox"/> 45p, please. | <input type="checkbox"/> Good morning. |
| <input type="checkbox"/> Bye-bye. | <input type="checkbox"/> A chocolate bar and a cola, please. | |



12a Talk about the pictures with the words from the box.



1



2

on
in
in front of
under
behind



3



4



5

What's on the desk?



There is a black mouse.



12b Write about the pictures.

1. There is a white mouse in the schoolbag.
2. _____
3. _____
4. _____
5. _____



My progress



Good!




Great!



Super!



1a  **Look and listen.**



1b  **Listen again and answer the questions.**

Yes or No?



- | | |
|---------------------------------|-----------------------------------|
| (1) Is their school big? | (2) Is it small? |
| (3) Are there many classrooms? | (4) Is there a library? |
| (5) Are there many books in it? | (6) Is there a gym at the school? |

2  **Match to complete the sentences. Then listen and check.**

- We have classes
- We often read
- We have lunch
- We play sports
- We have computer class

- in the library.
- in the computer room.
- on the playground.
- in the classroom.
- in the canteen.



PAIRWORK

Ask and answer about your school.



3 Write about your school.


a photo
of you

MY SCHOOL



School _____ Name _____

a photo of your school
or school library or ...

You can email this to
toby_tiger@ymail.com



4  A story — Timmy.





5a  Listen and find. Who are they? Write their names.

May, Mr Crow, Parker, Miss Brown



5b  Listen again, read and match. Then fill in the names.

She is from Japan.
She has got black hair.
She is my good friend.
She likes Art.

She is from America.
She has got brown hair.
She's our class teacher.

I am from China.
I have got black hair.
I am eleven.
I like sports.

He is from Britain.
He has got red hair.
He is our school head teacher.
He is our Art teacher, too.

6 Fill in the correct answers.

He or She ?



_____ is Parker.
_____ is from China.

_____ is May.
_____ is from Japan.



has got or have got ?




I _____ brown hair.
Mr Crow _____ red hair.



GROUPWORK

Talk about yourself, your partner and your English teacher.



7 Look and remember. Close your book and play the game.



1  Look, listen and number. Then point and read.





I am a superstar!
I can draw. I can ...







2a  Listen and tick (✓) what the children can do.

Stephen











Jimmy

Jane

Tom

Speak in class:

Stephen can ...
and ...
He can't ...
Jimmy can ...
and ...
He can't ...



2b  Listen again and complete the sentences.

Fill in *can* or *can't*.

Stephen _____ play football. Jimmy _____ play football, too.

Stephen _____ play table tennis. Jimmy _____ play table tennis.

Jane _____ play the piano. Tom _____ play the piano.

PAIRWORK

Tell your partner what you can do.



I can play the piano.

I can play table tennis.



3



Listen and sing the song.

My sister, my brother and me

My brother, Julius, is a genius.
He can sing.
He can swim.
He can ski.

My sister, Barbara, is a superstar.
She can stand
On her head
In her bed.

I can't sing.
I can't swim.
I can't ski.
I can't stand
On my head.

He's a genius.
She's a superstar.
But I can drive
A racing car.



4 Read the words of the song. Then answer.

1. Can Julius sing?

Can he swim?

Can he ski?

2. Look at the boy in yellow.


Can he swim?

Can he ski?

Can he drive a car?



5 Ask your friends and tick (✓) the answers.



can	<input type="checkbox"/>	<input type="checkbox"/>	<input type="checkbox"/>	<input type="checkbox"/>	<input type="checkbox"/>	<input type="checkbox"/>	<input type="checkbox"/>	<input type="checkbox"/>
(name)								
can't	<input type="checkbox"/>	<input type="checkbox"/>	<input type="checkbox"/>	<input type="checkbox"/>	<input type="checkbox"/>	<input type="checkbox"/>	<input type="checkbox"/>	<input type="checkbox"/>

6 Make a wall chart in class. Then give a report.

	Sandra	Daniel								
swim	✓	✓								
play football	✓	x								
ride a horse	x	✓								
play the piano	x	✓								





In our class there are _____ pupils.
 _____ pupils can play football.
 _____ pupils can't _____.
 Everybody can _____.



7  **A story** — The new bow and arrow.





1 Play the game using a dice.

The board game grid consists of 30 numbered squares with the following content:

- 10**: Name five things you can eat.
- 11**: Go back to 4.
- 12**: What's sixteen plus sixty?
- 13**: Have you got a bike?
- 9**: Name three things in your room.
- 28**: Do you like English?
- 29**: Name the days of the week.
- 30**: (Empty square)
- 8**: How many windows are there in your classroom?
- 27**: Name five things you can wear.
- 7**: When is your birthday?
- 26**: What's your favourite colour?
- 25**: Name three farm animals.
- 24**: Throw again.
- 6**: Miss a turn.
- 5**: What's your favourite day?
- 4**: What are the colours of the rainbow?
- 3**: What's your telephone number?

At the bottom of the board are illustrations of a yellow cheese cube, a red mushroom, and a blue pencil.

14 Can you swim?

15 What colour is your schoolbag?

16 How many girls are there in your classroom?

17 Miss a turn.

18 How many boys are there in your classroom?

19 Can you play the piano?

20 What's fifty plus thirty?

21 Go back to 12.

22 What's your favourite food?

23 Name eight colours.

31 Miss a turn.

32 Go back to 22.

33 Name all the months.

2 Throw again.

1 What is your name?

WISH

START


OR

* Play again. Your partner can ask his or her own questions instead.

2a  Listen and read.

Hi, I'm Jane from London. Lots of schools in Britain have a summer fete in July.

Here are pictures of our fete.



We sell our used toys, books, puzzles and other things.



The children play many different games.



Most of our parents come to the fete.

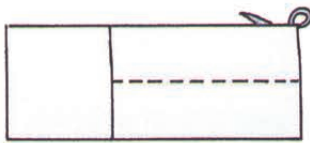
2b  **Listen again. Then answer the questions.**

1. What is the girl's name?
2. Where is she from?
3. When do they have their summer fete?
4. What do the children do at the fete?
5. Do their parents come to the fete?

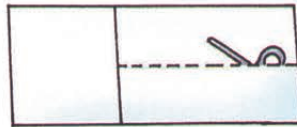
Did you enjoy the fete?



3  **The helicopter game at the fete.**




↑ Cut out the shape on page 81.



↑ Cut along the line.



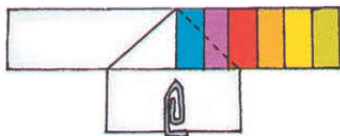
↑ Draw 1 cm strips like this.



↑ Colour the strips like this.




↑ Turn the shape round. Colour the other strips in the same way. Use the same colours.



↑ Fold the strips back like this. Fix a paper clip here.

Get on a chair. ↗
Drop the helicopter.
Watch it as it flies.




What happens to the strips? They turn into c.....


4a  Shapes in the maths class. Listen and point.




line



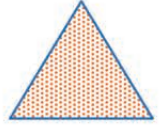
circle



square



rectangle



triangle

4b  Listen again and say the words.


5 Maths puzzle. Write your answers in the boxes.

How many lines
does a square have?

How many lines
does a triangle have?

How many lines
does a rectangle have?

How many triangles
are there in the square?



PAIRWORK

Ask the questions and answer them.

6a  **Listen to the poem. Then number the pictures.**

My prize

A box full of chocolates,
Hip, hip, hooray!
A box full of chocolates
Is my prize today.
Triangles and circles,
Rectangles and squares,
From the box into my tummy.
Chocolate ... yummy!




6b  **Listen again and mime the poem.**

GROUPWORK

Look at the picture for 20 seconds. Then cover it up and try remembering:


How many	circles	are there?	In Emma's box	In Mike's box
	triangles		_____	_____
	squares		_____	_____
	rectangles		_____	_____



Now check your answers.

GROUPWORK

- 1  **Sing the song** — My sister, my brother and me.



- 2 **Talk about your school.**

Is your school cool?

Has your school got a big playground?


How many classes are there in your school?

Is your school big?

Are there many students?

Is there a library?

Yes. Our school is cool!




CHECK YOUR ENGLISH

3  Listen and tick (✓) what they can do.







 Mr Brown						✓
 Mrs Black						
 Miss Li						



PAIRWORK

Talk about what you can do and what you can't do.

Can you swim?

Yes, I can.
I can ski, too.

















Can you play table tennis?

No, I can't.
And I can't ski.



51


- 4 Look at the picture carefully.
Then find the places below.

classroom

library

playground

computer room

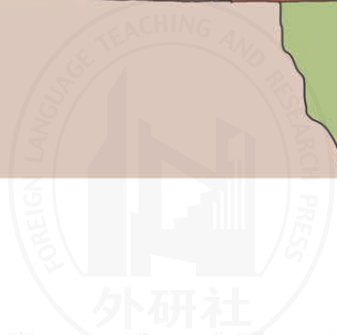


PAIRWORK

Ask 4 – 6 questions about the picture in 4.

Is there ...?

Are there any ...?



5 Fill in the blanks with *She, He or They*.

1. The boy is Xu Tao. _____ is my good friend.
2. The girl is Xu Tao's sister. _____ is eight years old.
3. The man is Xu Tao's father. The woman is Xu Tao's mother.
_____ are teachers.



6 Language puzzle.

Mr Black	have got black hair.	He is from Britain.
	has got brown hair.	She is from America.
Mrs White	has got an apple.	He's sad.
	have got a pizza.	She's happy.
Miss Li is my English teacher.	I am his favourite pupil.	
	She is my favourite teacher.	



7 Answer the questions.



1. Who is your English teacher?
2. Have you got English on Monday?
3. Do you like English?
4. What do you like best in your English book?
5. Have you got any English storybooks?



8  Listen and number the photos.





9  Listen and fill in the blanks.

Betty is from China .
 Birthday: _____
 Class: _____, Year: _____
 Favourite subject: _____



Betty Lin


Carl is from _____ .
 Birthday: _____
 Class: _____, Year: _____
 Favourite subject: _____



Carl



10 Fill in the table below with *Yes* or *No*.



The boy in the red shirt can't play football and can't swim. He can ride a horse.





The girl in the red jeans can't ride a horse and she can't ride a bike. She can play football.

The boy in the pink shorts can't play football and can't ride a horse. He can swim.

The girl in the blue jeans can't ride a bike and can't play football. She can ride a horse.

The boys can ride a bike.

The girls can swim.

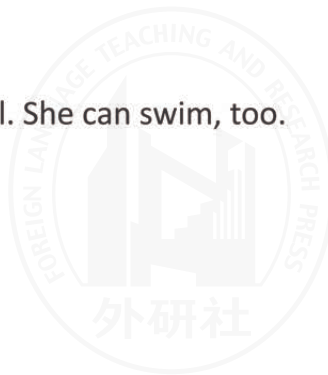
				
Ann		No		
Bob				
Betty				
Dick				








PAIRWORK

Ask your partner what each child in **10** can do.

- What can Ann do?
- She can play football. She can swim, too.



1 Write the children's names and birthdays. Write sentences.

.....
◇ ● ↑ ▲	+ + □ + ▼	◆ ● ◆ ◆	+ ☆ ☆	↓ ⊗ ◇
				
+ _ _ + ↓	○ ▲ _ ▲ ◆ ◆ ▲ □	_ ▲ ◆ □ _ + □ _	◇ + □ _ ▼	◇ + _
.....

A = +	D = ○	H = ▼	L = ◆	N = ☆	K = ↑	S = +
B = ◆	E = ▲	I = ●	M = ◇	O = ⊗	R = □	T = ↓

Mike's birthday is in

.....

.....

.....

.....

2 Write about you and your birthday.

I'm

I live in

My b.....

.....

Stick your birthday photo here.

1 Read and colour.

Lisa's schoolbag is green and pink.

Her pencil case is yellow.

Her eraser is blue.

Her ruler is orange.

Her English book is red.

Her pen is green.

Her pencils are brown.



2 Colour and write.



Karen's schoolbag is

Her

Her

Her

.....

.....

.....

1 Look and write the numbers.

60

11

15

90

19

13

40


50

14

30

16

12


2 Look and write.

Hi, I'm Sue. I live in London.
I like apples, bananas and
oranges very much.

Every week I eat

.....
.....
.....

3 Look, match and write.



You're hot.



Put it in your pocket.

✓ You're hot.

Run to the ice cream shop.

There's a big hole in your pocket.

Take your money.

Look for your money.

1 Write about the children.



Bob can

He

He can't

Diana can

She

.....



Frank

He


.....



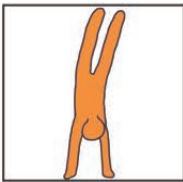







Claire her

She

..... a



2 Write about Nick, Mark, Dan and Maria.

				
Nick 	yes	yes	no	no
Mark 	yes	no	no	yes
Dan 	yes	no	yes	no
Maria 	no	no	yes	yes

Nick can
 He can't
 Mark can
 He can't
 Dan can
 He can't
 Maria can
 She can't



3 Write the words in alphabetical order.

ski horse blazer yellow cardigan
 piano football drive tie white



.....

1 Look at the picture and write the missing words.






1. How many are there? Seven.
2. How many are there? Four.
3. How many are there? Eight.
4. How many are there? Six.


2 Write the missing words.

A  full of  is my prize today.

Hooray, hooray.

From the  into my 

 yummy.



A musical play



Help for Father Christmas

Scene 1: (Ann, Sarah and Eric are going to bed. The children are in their pyjamas.)

Eric: I can't find my stocking.
Ann: It's under the bed.
Eric: Here it is. Thanks, Ann.
Ann: Aaah, I'm tired.
Sarah: Tomorrow is Christmas. Hooray!
Eric: Be quiet, pleeeeeease.



(The children hang up their stockings at the end of their beds. They get into their beds.)

Sarah: Good night.
Ann: Good night.
Eric: Good night.

Ann, Sarah
and Eric: *Good night, everybody.
Good night, everybody.
Tomorrow is Christmas.
Hooray!*

Children's
chorus: (entering) *Good night, everybody.
Good night, everybody.
Tomorrow is Christmas.
Sleep well!
Good night, everybody.
Good night, everybody.
Tomorrow is Christmas.
Sleep well!*

(Children's chorus leaving)
(The children turn off the lamps.)



A musical play

Scene 2: (Sarah gets up again. She goes to the end of her bed. She falls. Ann and Eric wake up.)

Ann: What's that?
Sarah: It's me, sorry.
Ann: Go back to bed.
Eric: Girls!

(The children fall asleep. Father Christmas enters, carrying a heavy bag. He takes out three toys and three books and puts them into the children's stockings.)

Father Christmas: Atishoo! Atishoo!
Ann, Sarah, Eric: What's that?
Eric: Switch on your lamp, Ann.
Father Christmas: Sorry to wake you up.
I'm Father Christmas.
Sarah: Hi, Father Christmas. I'm Sarah.
Ann: Hello, I'm Ann.
Eric: And I'm Eric.
Father Christmas: Atishoo!
Ann: Have you got a cold?
Father Christmas: Yes. Atishoo!
Eric and Ann: Bless you!
Sarah: A cup of tea,
Father Christmas?

Father Christmas: Oh, yes, please.
Eric: I'll make the tea. (Leaves the room.)

Children's chorus: *Oh, Father Christmas,
poor Father Christmas.
He's got a cold, he's got a cold.*

Father Christmas: Atishoo!

Children's chorus: *Oh, Father Christmas,
poor Father Christmas.
He's got a cold, he's got a cold.
Oh, Father Christmas,
poor Father Christmas.
He is so tired, oh yes, he is.*

(Father Christmas falls asleep.
Eric enters with a pot of tea and some cake.)



Eric, Ann, Sarah
and the children's
chorus:

*Wake up, turn around,
have a piece of cake.
Wake up, turn around,
have a cup of tea.
Oh, yeah, yeah,
have a piece of cake.
Oh, yeah, yeah,
have a cup of tea.*

(Father Christmas wakes up. Eric pours him a cup of tea.)



Father Christmas: Oh, wonderful. Thank you.
Atishoo!

Eric, Ann, Sarah: Bless you!

Father Christmas: Ooooooh! I'm so tired. But look!
The presents for the children
at the farm.
Then I can go home.
Atishoo!

Eric, Ann, Sarah: Bless you!

(Father Christmas falls asleep again.)



Ann: I've got an idea.
We can help him.


Eric: Yes. Let's take
the presents to the farm.

Sarah: But how can we get in?

Ann: Down the chimney.

Eric: OK. I'll get a ladder.

(The children go off.)



A musical play

Scene 3: (The children's mother and father enter.)

Mother: Who are you?
Father Christmas: I'm Father Christmas.
Father: Where are the children?
Father Christmas: Er ... er ... I don't know.
Where are they?
Father: Listen!
Father Christmas: Atishoo! Atishoo!
Mother: Be quiet!
Father Christmas: Sorry!



(The door opens. The children enter. Their faces are black. Father, mother and Father Christmas are scared.)

Father Christmas: Help! Help!
Ann: It's us, Father Christmas.
We're back from the farm.
Father Christmas: Oh, thank you.
So the presents are all at the farm.
Thank you.
Now I can go home.

All: *A Merry Christmas, a Merry Christmas
To all the children in the world.
A Merry Christmas, a Merry Christmas
To all the people in the world.
A Merry Christmas, a Merry Christmas,
A Merry Christmas and goodbye.*



Chorus
and children: *A Merry Christmas,
dear Father Christmas.
Thanks for the presents and goodbye.*

Father Christmas: *A Merry Christmas, parents and children,
A Merry Christmas and goodbye.*

All: *A Merry Christmas, a Merry Christmas
To all the children in the world.
A Merry Christmas, a Merry Christmas
To all the people in the world.
A Merry Christmas, a Merry Christmas,
A Merry Christmas and goodbye.*



Word list

(粗体单词是需要掌握的核心单词, 标红星单词是超纲词)

Starter unit

a (an)	一, 一个	don't = do not	不
away	离开	football	足球
bag	袋, 包	go to school	上学
* bake	烘, 烤, 焙	have	有
bike	自行车	kiss	吻
blow a kiss	飞吻	policeman	男警察
boy	男孩	ride	骑(马等)
break	使破裂, 打破; 折断	school	学校
catch	抓住, 捉住	street	大街, 街道
clock	(时) 钟	take out	带[某人]出去
cow	奶牛	through	穿过, 通过
crazy	疯狂的		
do	[与另一动词连用, 构成疑问句或否定句]		

Unit 1

April	四月	November	十一月
August	八月	October	十月
autumn	秋天	remember	记住
Canada	加拿大	season	季节
cold	冷的, 寒冷的	September	九月
cool	凉的, 凉爽的	spring	春天
December	十二月	summer	夏天
February	二月	warm	暖和的, 温暖的, 温热的
how old	多大	when	什么时候
in	在[某月、某年、某季节等]	where	哪里[指某物的来源或某人的来历]
January	一月	which	哪一个; 哪些
June	六月	why	为什么
March	三月	wind	风
May	五月	winter	冬天

Nice to meet you. 很高兴认识你。

Word list

Unit 2

* ah	啊〔表示惊讶、喜悦、同意等〕	* mm	嗯〔表示在聆听、赞同或在思考别人所说的话〕
any	一些, 一点, 少许	on	在……上面
ball	球	sir	老师〔中小学生对男教师的直接或间接称呼〕
behind	在〔向〕……后面	teacher	教师, 老师, 教员
class	班, 班级	turn	轮到的机会
* curtain	窗帘; 门帘; 帘子	under	在下面; 在底下
good idea	好主意	wall	墙, 墙壁
idea	计划, 建议, 想法, 主意	Well done!	干得好! 真棒!
in front of	在……前面	what about	……怎么样
it	它, 这, 那		

Unit 3

at	在……	lunch	午餐
British	英国的	* minus	〔数学中〕减, 减去
coin	硬币	money	钱, 钱币
dinner	〔中午或晚上吃的〕正餐, 主餐	ninety	九十
eighty	八十	* plus	加
fifty	五十	pocket	衣袋, 口袋
forty	四十	seventy	七十
has got	有, 拥有	shop	商店
his	他的	sixty	六十
hole	洞, 孔	song	歌曲
how much	多少钱〔用于询问价格〕	take	带(走); 拿(走); 取(走); 搬走
hundred	一百	thirty	三十
live	生长; 栖息	to	向, 朝, 到, 往
London Zoo	伦敦动物园	wonderful	〔某人或某物〕令人惊叹的, 奇妙的; 令人高兴的
look for	寻找		

Word list

Unit 4

art	美术, 艺术	Japan	日本
* canteen	[工厂、学校等的] 食堂	library	图书室; 图书馆
China	中国	of	属于[某人或某物]的
class	[某一科目的] 课程	often	经常, 时常, 多次
computer	计算机, 电脑	or	或, 或者, 还是
cool	[非正式]极有魅力的, 时髦的, 酷的	our	(属于) 我们的
* gym	体育馆, 健身房	play	参加(比赛或运动)
head teacher	校长	playground	[学校的] 操场, 运动场
help	帮忙, 帮助	sport	体育运动; 体育比赛
here	在这里	stop	(使) 停止, (使) 停下来
		their	他们的; 她们的; 它们的

Unit 5

basketball	篮球	play	演奏, 弹奏
bow and arrow	弓箭	pupil	学生, [尤指] 小学生
brother	兄弟; 哥; 弟	racing car	赛车
can't = cannot	不能	right	好的, 对[用于表示明白或同意某人的话]
* dare	激将, 激	* shoot	开(枪); 射(箭); 猎杀
drive	开车, 驾驶	sister	姐姐; 妹妹
duck	鸭	* ski	滑雪
first	先, 首先	stand on one's head	倒立
fly	放飞(风筝)	* superstar	超级巨星[尤指音乐家或电影演员]
free	空闲的, 有空的	table tennis	乒乓球
* genius	有天才的人, 天才人物	* thanks	感谢, 谢谢
girl	女孩, 小姑娘	time	时间
in	[指某物的颜色或由……构成]	try	试, 尝试; 试图; 努力
I dare you...	看你敢不敢……	winner	获胜者, 获胜的人
never	绝不, 永不		
* piano	钢琴		

Word list

Unit 6

again	又, 再一次	month	月, 月份
all	全部	name	说出……的名字
as	(正当)……的时候	other	其余的, 另外的
circle	圆(形)	page	〔书、报纸、文件等的〕 页, 面
cm = centimetre	厘米	paper clip	纸夹, 回形针
* dice	骰子	parent	〔人的〕父, 母
drop	让〔某物〕落下	picture	照片
farm	农场, 养殖场	* rectangle	长方形, 矩形
* fete	〔一般为募捐而组织 的〕游乐会	round	朝反方向, 转过来
fix	使固定, 安装	same	相同的
* fold	折叠, 对折	sell	售卖, 出售
from	自……, 从……, 由……	shape	形, 形状
full	满的, 满是……的	square	正方形
have	举办〔会议、聚会、 音乐会等〕	* strip	条, 狭条状物〔指纸、 布料等〕
* helicopter	直升机	telephone	电话
here	给你〔用于把某物给 某人或向某人展示时〕	* triangle	三角形
in	〔表示某事完成或发生 的方式〕	turn	转弯; 使改变方向
line	线, 线条	use	用, 使用; 应用
London	伦敦	* used	旧的, 用过的, 二手的
miss	错过	watch	观看, 注视
		way	方式



Word list

Supplementary activities & A musical play

around	掉转；掉头	him	〔宾格〕他
* atishoo	阿嚏〔打喷嚏的声音〕	home	家
Be quiet.	安静。别做声。	know	知道，了解
* blazer	上衣，外套	* ladder	梯子
Bless you!	长命百岁！〔在别人打喷嚏时说的话〕	* lamp	灯
* cardigan	开襟羊毛衫	leave	出发，离开
carry	提；拿	live	住，居住
* chimney	烟囱管，烟道	make	做，准备（食物）
* chorus	同时说，齐声说；合唱曲	mother	母亲，妈妈
cold	感冒，伤风	out	〔从里面〕往外，向外，出来
cup	一杯，满杯	people	人，人们
dear	亲爱的	piece	片；块；段；截
down	沿着，顺着	poor	可怜的；不幸的；令人同情的
end	尽头；末端	* pot	壶
enter	进入	* pour	灌，注，倒
every	每一个；所有的	* pyjamas	〔一套〕睡衣裤
fall	摔倒，跌倒	quiet	轻声的，安静的
fall asleep	入睡	so	这么，如此；这么说〔用于核实自己的理解是否正确〕
father	父亲，爸爸	switch on	〔用开关〕开，打开
find	发现，找到	then	那么
for	由于，因为	tie	领带
get	去取，去拿	to	向；给；对
get up	起床	us	我们
go home	回家	very much	非常
go off	离开，走	wake	睡醒，醒来；唤醒，弄醒
go to bed	上床睡觉	wake up	醒；叫醒
Good night.	晚安。	well	顺利地；令人满意地
hang	悬挂	world	世界，地球
heavy	重的，沉重的		
her	她的		
Here it is.	在这儿呢。		

Vocabulary

Aa

a (an)	一, 一个	art	美术, 艺术
again	又, 再一次	as	(正当)……的时候
ah	啊〔表示惊讶、喜悦、同意等〕	at	在……
all	全部	atishoo	阿嚏〔打喷嚏的声音〕
any	一些, 一点, 少许	August	八月
April	四月	autumn	秋天
around	掉转; 掉头	away	离开

Bb

bag	袋, 包	Bless you!	长命百岁!〔在别人打喷嚏时说的话〕
bake	烘, 烤, 焙	blow a kiss	飞吻
ball	球	bow and arrow	弓箭
basketball	篮球	boy	男孩
Be quiet.	安静。别做声。	break	使破裂, 打破; 折断
behind	在〔向〕……后面	British	英国的
bike	自行车	brother	兄弟; 哥; 弟
blazer	上衣, 外套		

Cc

can't = cannot	不能	clock	(时) 钟
Canada	加拿大	cm = centimetre	厘米
canteen	〔工厂、学校等的〕食堂	coin	硬币
cardigan	开襟羊毛衫	cold	冷的, 寒冷的; 感冒, 伤风
carry	提; 拿	computer	计算机, 电脑
catch	抓住, 捉住	cool	凉的, 凉爽的; 〔非正式〕极有魅力的, 时髦的, 酷的
chimney	烟囱管, 烟道	cow	奶牛
China	中国	crazy	疯狂的
chorus	同时说, 齐声说; 合唱曲	cup	一杯, 满杯
circle	圆(形)	curtain	窗帘; 门帘; 帘子
class	班, 班级; 〔某一科目的〕课程		

Vocabulary

Dd

dare	激将, 激	don't = do not	不
dear	亲爱的	down	沿着, 顺着
December	十二月	drive	开车, 驾驶
dice	骰子	drop	让〔某物〕落下
dinner	〔中午或晚上吃的〕正餐, 主餐	duck	鸭
do	〔与另一动词连用, 构成疑问句或否定句〕		

Ee

eighty	八十	enter	进入
end	尽头; 末端	every	每一个; 所有的

Ff

fall	摔倒, 跌倒	fix	使固定, 安装
fall asleep	入睡	fly	放飞(风筝)
farm	农场, 养殖场	fold	折叠, 对折
father	父亲, 爸爸	football	足球
February	二月	for	由于, 因为
fete	〔一般为募捐而组织的〕游乐会	forty	四十
fifty	五十	free	空闲的, 有空的
find	发现, 找到	from	自……, 从……, 由……
first	先, 首先	full	满的, 满是……的

Gg

genius	有天才的人, 天才人物	go to bed	上床睡觉
get	去取, 去拿	go to school	上学
get up	起床	good idea	好主意
girl	女孩, 小姑娘	Good night.	晚安。
go home	回家	gym	体育馆, 健身房
go off	离开, 走		

Vocabulary

Hh

hang	悬挂	Here it is.	在这儿呢。
has got	有, 拥有	him	〔宾格〕他
have	举办〔会议、聚会、音乐会等〕; 有	his	他的
head teacher	校长	hole	洞, 孔
heavy	重的, 沉重的	home	家
helicopter	直升机	how much	多少钱〔用于询问价格〕
help	帮忙, 帮助	how old	多大
her	她的	hundred	一百
here	在这里; 给你〔用于把某物给某人或向某人展示时〕		

Ii

I dare you...	看你敢不敢……	in front of	在……前面
idea	计划, 建议, 想法, 主意	it	它, 这, 那
in	在〔某月、某年、某季节等〕; 〔指某物的颜色或由……构成〕; 〔表示某事完成或发生的方式〕		

Jj

January	一月	June	六月
Japan	日本		

Kk

kiss	吻	know	知道, 了解
------	---	------	--------

Ll

ladder	梯子	live	生长; 栖息; 住, 居住
lamp	灯	London	伦敦
leave	出发, 离开	London Zoo	伦敦动物园
library	图书室; 图书馆	look for	寻找
line	线, 线条	lunch	午餐



Vocabulary

Mm

make	做, 准备(食物)	mm	嗯〔表示在聆听、赞同或在思考别人所说的话〕
March	三月	money	钱, 钱币
May	五月	month	月, 月份
minus	〔数学中〕减, 减去	mother	母亲, 妈妈
miss	错过		

Nn

name	说出……的名字	ninety	九十
never	绝不, 永不	November	十一月
Nice to meet you. 很高兴认识你。			

Oo

October	十月	other	其余的, 另外的
of	属于〔某人或某物〕的	our	(属于) 我们的
often	经常, 时常, 多次	out	〔从里面〕往外, 向外, 出来
on	在……上面		
or	或, 或者, 还是		

Pp

page	〔书、报纸、文件等的〕 页, 面	playground	〔学校的〕操场, 运动场
paper clip	纸夹, 回形针	plus	加
parent	〔人的〕父, 母	pocket	衣袋, 口袋
people	人, 人们	policeman	男警察
piano	钢琴	poor	可怜的; 不幸的; 令人同情的
picture	照片	pot	壶
piece	片; 块; 段; 截	pour	灌, 注, 倒
play	参加(比赛或运动); 演奏, 弹奏	pupil	学生, 〔尤指〕小学生
		pyjamas	〔一套〕睡衣裤

Vocabulary

Qq

quiet 轻声的，安静的

Rr

racing car 赛车
rectangle 长方形，矩形
remember 记住
ride 骑（马等）

right 好的，对〔用于表示明白或同意某人的话〕
round 朝反方向，转过来

Ss

same 相同的
school 学校
season 季节
sell 售卖，出售
September 九月
seventy 七十
shape 形，形状
shoot 开（枪）；射（箭）；猎杀
shop 商店
sir 老师〔中小学生对男教师的直接或间接称呼〕
sister 姐姐；妹妹
sixty 六十
ski 滑雪
so 这么，如此；这么说〔用于核实自己的理解是否正确〕

song 歌曲
sport 体育运动；体育比赛
spring 春天
square 正方形
stand on one's head 倒立
stop (使)停止，(使)停下来
street 大街，街道
strip 条，狭条状物〔指纸、布料等〕
summer 夏天
superstar 超级巨星〔尤指音乐家或电影演员〕
switch on 〔用开关〕开，打开

Vocabulary

Tt

table tennis	乒乓球	through	穿过，通过
take	带（走）；拿（走）； 取（走）；搬走	tie	领带
take out	带〔某人〕出去	time	时间
teacher	教师，老师，教员	to	向，朝，到，往； 给；对
telephone	电话	triangle	三角形
thanks	感谢，谢谢	try	试，尝试；试图；努力
their	他们的；她们的；它们的	turn	轮到的机会；转弯； 使改变方向
then	那么		
thirty	三十		

Uu

under	在下面；在底下	use	用，使用；应用
us	我们	used	旧的，用过的，二手的

Vv

very much	非常
-----------	----

Ww

wake	睡醒，醒来；唤醒，弄醒	where	哪里〔指某物的来源或 某人的来历〕
wake up	醒；叫醒	which	哪一个；哪些
wall	墙，墙壁	why	为什么
warm	暖和的，温暖的，温热的	wind	风
watch	观看，注视	winner	获胜者，获胜的人
way	方式	winter	冬天
well	顺利地；令人满意地	wonderful	〔某人或某物〕令人惊叹 的，奇妙的；令人高兴的
Well done!	干得好！真棒！	world	世界，地球
what about	……怎么样		
when	什么时候		

Proper names


Alison	艾莉森	Julius	朱利叶斯
Barbara	芭芭拉	Mark	马克
Betty	贝蒂	May	梅
Bill	比尔	Miss Brown	布朗小姐
Carl	卡尔	Mr Black	布莱克先生
Caroline	卡罗琳	Mr Brown	布朗先生
Cathy	凯茜	Mr Crow	克罗先生
Chris	克里斯	Mrs Black	布莱克夫人
Claire	克莱尔	Mrs White	怀特夫人
Colin	科林	Parker	帕克
Dan	丹	Rod	罗德
Daniel	丹尼尔	Stephen	斯蒂芬
Diana	黛安娜	Thomas	托马斯
Dick	迪克	Timmy	蒂米
Eric	埃里克	Tod	托德
Jimmy	吉米		




Unit 2, 5b. Cut out the pieces of the puzzle and glue them in the box on page 17.



Unit 2, 6a. Cut out the pieces of the puzzle and glue them on page 19.



Unit 6, 3. The helicopter game at the fete.





后 记

《英语》(Join In)是依据教育部《义务教育英语课程标准》的教育理念和教学目标要求,吸纳现代外语教育在非英语国家对少年儿童实施英语教学的研究成果,并根据我国小学英语教育的实际,由外语教学与研究出版社和英国剑桥大学出版社合作开发的一套小学三年级起点的英语教材。

本教材以20世纪末国际教育心理学、认知心理学与语言教学理论的最新成果——加德纳多元智能理论作为编写的主导思想。该理论认为,每个人都具有八种智能特征,即语言、数学逻辑、音乐、空间、身体运动、人际、自我认知和自然认知等智能。本教材特别注重少年儿童认知系统与心理机制的开发,力图让小学生的各种智能特征在英语学习过程中得以表现,使教材的教学成为对小学生各种外显的语言学习活动与智能开发以及综合语言运用能力培养的优化整合过程,从而实现小学英语教育人文性和工具性的统一。

教材1、2、3、4册依据《义务教育英语课程标准》一级教学目标要求设计,供小学三、四年级使用;5、6、7、8册依据课程标准二级教学目标要求设计,供小学五、六年级使用。教材编排关注学习过程,凸现以听的方式导入,强调活动与实践,按“理解—识记—学习—掌握—运用”的层次推进,注重复现,体现学习的渐进性和持续性。

《英语》(Join In)由冈特·根格罗斯、赫伯特·普赫塔和刘兆义主编,编写组成员还有朱腊梅、雷军和克里斯廷·麦卡弗蒂等。北京师范大学外国语言文学学院院长程晓堂教授和全国外语教育研究培训中心常务副主任、北京外国语大学张连仲教授等为本教材编写指导专家。



绿色印刷产品

