



义务教育教科书

# 英语

(三年级起点)

三年级  
下册



人民教育出版社





义务教育教科书

# 英语

(PEP)

(三年级起点)

## 三年级

### 下册

(中 国)人民教育出版社 课程教材研究所  
英语课程教材研究开发中心 编著  
(加拿大)灵 通 教 育 有 限 公 司

人民教育出版社

·北京·

Copyright © 2012 by People's Education Press Ltd. and Lingo Learning Inc.  
No part of this publication may be reproduced or transmitted in any form or by any means,  
without permission in writing from the publisher.

版权所有，未经出版社书面同意，任何人不得以任何形式或方式复制或转换本作品的任何部分。

主 编：吴 欣 Larry Swartz Beth Levy  
副 主 编：曹 洁

主要编写人员：周 佳 马剑辉 刘荔芳 龚亚夫 吴悦心 Fraser Bewick  
责任编辑：周 佳  
美术编辑：郑文娟

封面设计：吕 旻 郑文娟  
版面设计：刘 欣 焦 洁  
插 图：焦 洁（含封面）  
葛 南 陈露茜 刘 欣

义务教育教科书

英 语

（三年级起点）

三年级 下册

（中 国）人民教育出版社 课程教材研究所  
英语课程教材研究开发中心 编著  
（加拿大）灵通教育有限公司

\*

人民教育出版社 出版发行

网址：<http://www.pep.com.cn>

北京市大天乐投资管理有限公司印装 全国新华书店经销

\*

开本：787毫米×1 092毫米 1/16 印张：5 字数：100 000

2012年10月第1版 2014年11月第3次印刷

ISBN978-7-107-25247-1 定价：5.25元

著作权所有·请勿擅用本书制作各类出版物·违者必究

如发现印、装质量问题，影响阅读，请与本社出版二科联系调换。

（联系地址：北京市海淀区中关村南大街17号院1号楼 邮编：100081）

绿色印刷 保护环境 爱护健康

亲爱的同学：

你手中的这本教科书采用绿色印刷方式印制，在它的封底印有“绿色印刷产品”标志。从2013年秋季学期起，北京地区出版并使用的义务教育阶段中小学教科书全部采用绿色印刷。

按照国家环境标准（HJ2503-2011）《环境标志产品技术要求 印刷 第一部分：平版印刷》，绿色印刷选用环保型纸张、油墨、胶水等原辅材料，生产过程注重节能减排，印刷产品符合人体健康要求。

让我们携起手来，支持绿色印刷，选择绿色印刷产品，共同关爱环境，一起健康成长！

北京市绿色印刷工程





## 致同学

亲爱的同学们：

你们好！欢迎你们来到英语学习的世界。

在这里你们将继续了解吴一凡、Sarah、Zoom和Zip等老朋友，还会认识新朋友张鹏和Amy。你们会一起学习英语，一起长大。


这本书为你们准备了许多有趣的对话、故事、歌曲，还有你们喜欢的游戏、活动。你们会发现原来学英语是一件很开心的事，你们会认识很多单词，能读懂英语小故事，能学会用英语和别人交谈，还能学会唱许多的英语歌曲和歌谣……

在刚开始学英语的时候，你们可能听不懂也说不好，别着急，这没关系。你们上课要认真听讲，多模仿录音，要努力学唱英语歌曲、歌谣，还要积极参加英语活动，这样你们很快就能开口说英语了。要记住：别害羞，别放弃，大胆地说，大声地唱！

亲爱的同学们，愿你们和书里的小主人公成为好朋友，一起度过这快乐美好的学习时光。

编者

2012年5月





# CONTENTS



**2** — Unit 1 Welcome back to school!

**12** — Unit 2 My family

**22** — Unit 3 At the zoo

**32** — Recycle 1

**36** — Unit 4 Where is my car?

**46** — Unit 5 Do you like pears?

**56** — Unit 6 How many?

**66** — Recycle 2

**70** — Words in each unit

**72** — Vocabulary

**74** — Useful expressions





Chen Jie



Mike



Miss White



John



Wu Yifan



Sarah



Mr Jones



Amy



Zhang Peng



Zoom



Zip







Welcome!

# Unit One

Wu Yifan, this is Amy.

Hi! Nice to meet you.  
Where are you from?

I'm from the UK.



# Welcome back to school!



Welcome!



Welcome back!  
Nice to see you again.

Nice to see you, too.





# Let's talk



Boys and girls,  
we have two new friends today.

Hi, I'm Amy.  
I'm from the UK.

Hi, I'm Zhang Peng.  
I'm from Shandong.

Welcome!



## Look and say

Hi, I'm Mike.  
I'm from Canada.

Hi, I'm Sarah.  
I'm from the USA.



What about you?







# Let's learn




UK

Canada



USA

China



Hi, I'm Amy.  
I'm from the UK.



# Let's chant

We are friends. We like to play.  
We are friends. We like to play.  
A boy from Canada,  
A girl from the UK,  
Friends from China and the USA.







# Let's spell

Listen, repeat and chant. 

cat



bag



dad



hand



Read, listen and circle. 

- |           |       |         |     |
|-----------|-------|---------|-----|
| 1. cat    | bag   | 2. bag  | dad |
| 3. Canada | panda | 4. hand | dad |

Listen and write. 

cat

bag

hand


dad



# B



## Let's talk



Mr Jones, this is Amy. She's a new student.

Hi, Amy.

Hi, Mr Jones.

Where are you from?

I'm from the UK.



## Look and say



China



Canada



USA



Australia

Hi, I'm from China. Where are you from?







# Let's learn

she

student

(pupil)



he

teacher



This is Amy.  
She's a student.

This is Mr Jones.  
He's a teacher.



# Let's chant

He and she. He and she.  
Boy and girl. You and me!

He and she. He and she.  
Teacher and students,  
One, two, three!






# Start to read

Read and tick (✓).

My name's Mike.  
 I'm from Canada.   
 He's from Canada.



This is John.  
 He's my friend.   
 She's my friend.



This is Miss White.  
 He's a teacher.   
 She's a teacher.



This is Zhang Peng.  
 He's a student.   
 She's a student.

Talk about your teacher  
 and your friend.








# Let's check

Listen and number. 



Look and match.



boy  
girl

he  
she

teacher  
student



# Let's sing

## Boy and girl

I am a boy and you are a girl. I am a boy and you are a girl.  
I am a boy and you are a girl. Do you want to be my friend?





# Story time



1

Let's play a game!

OK!

Let's play teacher and student.

2

I'm big.  
I'm the teacher!

I'm clever.  
I'm the teacher!

I'm the teacher!

No!  
I'm the teacher!

3

Wait a minute!

4

Can you read this?

I am the student.

Sure, "I am the student."

5

Haha!  
You see? I am the teacher!

Oh, no!





Hey, I'm the Easter Bunny!

# Unit Two



Who's that woman?



She's my mother.



# My family



How many eggs?



Who's that man?



Sarah's grandfather.



# A



## Let's talk



Who's that man?

He's my father.



Hi, Dad.  
This is my friend, Amy.

Nice to meet you.

Nice to meet you, too.



## Point and say

Who's that man?

He's my father.








## Let's learn



## Let's chant



The man is the father — tall, tall, tall!  
The woman is the mother — not so tall.  
That's the son — small, small, small.  
They are a family, one and all!



# Let's spell

Listen, repeat and chant. 

ten

10

pen



leg




red



Read, listen and circle. 

1. red      leg                      2. ten      pen
3. ten      red                            4. seven      pencil

Listen and write. 

ten

red


leg

pen



# B

## Let's talk



Who's that boy?

He's my brother.

Is she your mother?

Yes, she is.

Is he your father?

No, he isn't.  
He's my teacher!



## Let's play



Who's that boy?

Guess.


Is he your brother?

No, he isn't.  
He's my dad.





# Let's learn



# Let's chant



Grandma, grandpa,  
Sister, brother:  
All my family  
Help each other.







# Start to read

Read and match.



I'm Wu Yifan.  
This is my family.

This is my grandmother.

This is my grandfather.

This is my father.

This is my mother.

What about your family?







## Let's check

Listen and number. 



Look and tick (✓).



A. my mother, father, brother and sister

B. my mother, grandfather, grandmother and brother



## Let's sing

I love my family

I love my father. I love my mother.

They love me. They love me.

I love my grandpa. I love my grandma.


They love me. They love me.





# Story time

1



Who's that woman?

She's my mother.


2



She's beautiful!

Thank you.

3



My mum is an actress.

Really?

4



Wait a minute!


5



Look at me!

Beautiful!

6



Zoom!  
How beautiful!





Look at me!

# Unit Three



Don't feed  
the animals!



Look at the  
elephant.

It has a long nose.





# At the zoo

Ah! So cute!

Look at that monkey.  
It's so fat!

Look at the giraffe.


It's so tall!





# Let's talk

Look at that giraffe.



Wow! It's so tall!



A bear!

Ha! It's short and fat!




# Draw and say

Look at my giraffe!

Look at my cat!

It's tall.

It's fat.







# Let's learn



# Let's do



Be fat. Be fat. Be fat, fat, fat!



Be thin. Be thin. Be thin, thin, thin!

Be tall. Be tall. Be tall, tall, tall!

Be short. Be short. Be short, short, short!







# Let's spell

Listen, repeat and chant. 

big

pig



six

milk

6



Read and listen. 

1. six pig

2. gift milk

3. big pig

4. it six

Listen and write. 

big

six

pig

milk



# B

## Let's talk

Come here, children!  
Look at the elephant.

Wow! It has  
a long nose.

It has a short tail.

It has small  
eyes and big ears.

## Make a monster

It has a big body.

OK. Here's a big body.







# Let's learn



Wow! It has a small head!

And a short tail.



# Let's do



Big, big, big!  
Make your eyes big.



Small, small, small!  
Make your eyes small.



Long, long, long!  
Make your arms long.



Short, short, short!  
Make your arms short.





# Start to read

Read and match.



It's small and thin.

It's big and fat.

It has a long tail and big eyes.

It has a long body and short legs.

Choose, say and guess.

It's big. It has a short tail.  
It's black and white.

It's a panda.








# Let's check

Listen and tick (✓). 



Look and match.




fat   big   long   small   short   thin   tall



# Let's sing

### At the zoo

Cat is fast. Rat is fat.  
 See them run. Fun! Fun! Fun!  
 Monkey is short. Giraffe is tall.  
 See them play with the ball.








# Story time

1

How many animals do you know?


Look!

I know all the animals!



2

A tiger and a lion.




3

A fox and a wolf.



4

A zebra and a horse.




5

Yes.

I know! They're monkeys.

No, no!




6

Good!

The small one is a monkey. The big one is a gorilla.



Oops!





# Recycle 1

Read aloud. 



Can you act it out?





Listen and chant. 

Little bird, little bird,  
You are small and fast.  
Baby panda, baby panda,  
You are a little bit fat.

Baby panda, baby panda,  
Your tail is short!  
Little bird, little bird,  
Your tail is not!



Match and read aloud.

It's an



It's small.

It's a



It's thin.

It's a



It has a **fat** body.

It's a



It has a **long** nose.



Look and tick (✓).

woman


teacher

boy

man

student

girl



Find Sarah's family.

Who's that man/woman/boy?  
He's/She's Sarah's ...

See P12-13

Who is not here?



Find and circle.



manratpentencanbigfathin

Sing a song. 

The cat is from the UK

The cat is from the UK, the UK, the UK.  
The cat is from the UK. It's fat and it's white.  
It's fat and it's white. It's white and it's fat.  
The cat is from the UK. It's fat and it's white.







Where is Zip?

# Unit Four



Where is my car?

Is it in the desk?

No.





# Where is my car?

Where is my map?

Is it on the desk?

Good guess!





# Let's talk



# Let's play







# Let's learn

on

in

under

Where is the ruler?

It's under the chair!



chair

desk



# Let's do

Put your foot under your chair.



Put your hand on your chair.



Put your arm in your desk.



Put your hand under your desk.





# Let's spell

Listen, repeat and chant. 

dog



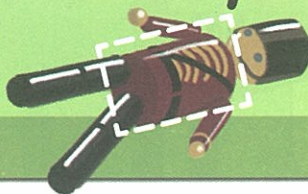
box



orange



body



Read, listen and number. 

- box     dog     doll     mom
- on     body     orange     box

Listen and write. 

dog

box

body

orange



# B



## Let's talk



Mum, where is my cap?

Is it in your bag?

No, it isn't.



Is it in your toy box?

Yes, it is. Thanks, Mum.



Bye!

Bye! Have a good time!



## Let's play



Where is my ruler?

No, it isn't.

Yes, it is.

Is it in the desk?

Is it under the book?






# Let's learn


Mum, where is my boat?

Is it in your toy box?


No, it isn't.



# Let's do




Row a boat.




Bounce a ball.



Drive a car.



Put on a cap.



Read a map.





# Start to read

Read and tick (✓) or cross (×).

- Is it on the boat?
- Is it under the chair?
- Is it on the map?
- Is it in the desk?
- Is it on the ball?
- Is it in the bag?

Where is Zip?



Can you answer the questions?  
Where is Zip?





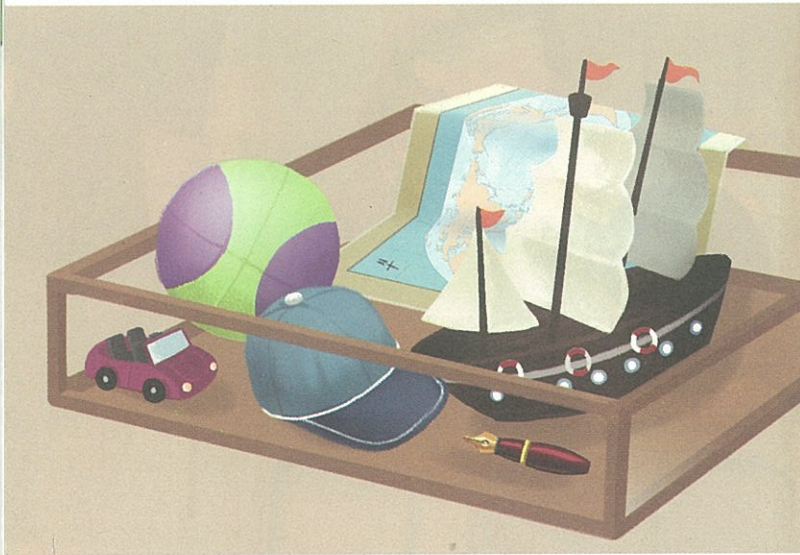


# Let's check

Listen and tick (✓) or cross (×). 



Look and tick (✓).



bag     cat

box     cap

book     car

boat     map

ball     pen



# Let's sing

Where is the toy car?

Where is the toy car? Is it on your desk?

Where is the toy car? Oh, it's on your chair!







# Story time



1

Let's play hide and seek.



Great!

2

1, 2, 3 ... 10.  
Are you ready?



Yes!

3

Where are you?  
Under the table?



4

Under the bed?



6

Where are you?  
I can't find you!



5

In the toy box?



Haha!  
I'm behind you!





An apple a day ...

# Unit Five

Do you like pears?

Yes, I do.





... keeps the doctor away!



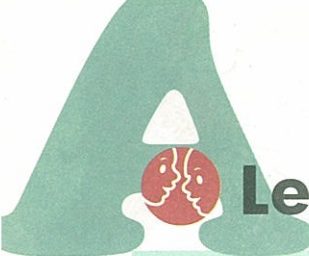
# Do you like pears?

Do you like watermelons?

No, I don't.  
I like bananas.







# Let's talk



# Let's play







# Let's learn

Do you like pears?

Yes, I do.



# Let's chant



I eat apples.

I eat grapes.

I eat bananas — yummy!

I eat oranges.

I eat pears.

A fruit bowl in my tummy!





# Let's spell

Listen, repeat and chant. 

fun



run



duck



under



Read, listen and number. 

1.  duck     cut     run     fun
2.  under     duck     up     run

Listen and write. 

fun

run

duck


under



# B




## Let's talk



## Let's play

I don't like pears.  
I like apples.







## Let's learn

I don't like watermelons.

Me, neither.



## Let's chant

Do you like grapes?  
They taste really good.  
Do you like oranges?  
No, but I should.  
Apples, watermelons,  
Strawberries, too —  
I like them all.  
How about you?







# Start to read

Read and match.



Do you like strawberries?

Yes, I do.

No, I don't.

Do you like bananas?

Yes, I do.

No, I don't.

Do you like watermelons?

Yes, I do.

No, I don't.

Do you like apples?

Yes, I do.

No, I don't.

Chen Jie, John and Sarah like pears.  
What about your friends?








# Let's check

Listen and tick (✓) or cross (×). 



Look and tick (✓).



A. a watermelon  
 strawberries  
 grapes  
 pears

B. a watermelon  
 a strawberry  
 grapes  
 bananas



# Let's sing

## An apple a day

An apple a day keeps the doctor away.  
 An apple a day keeps the doctor away.  
 An apple a day keeps the doctor away.  
 A-P-P-L-E, apple!







# Story time

## Buffet

Wow!  
8 dollars!

It's cheap!

\$8  
each!



I want some  
chicken and  
a hot dog.



Do you  
like milk?

Yeah!  
I like milk, juice  
and Coke.



I want some  
bananas, oranges  
and apples.



Doggy bag,  
please!

Oh,  
I'm full.

No way!







em it yot? 🐼

# Unit Six

How many birds do you see?

How many crayons do you have?



I have 16.





# How many?

I see 13!

How many balloons do you have?

I have 11.





# Let's talk



Look at the kites!

Wow, so beautiful!

How many kites do you see?

1, 2 ... I see 12!

No! The black one is a bird!

Oh!



# Find and count

How many birds do you see?




I see ...





# Let's learn



11 eleven

12 twelve

13 thirteen

14 fourteen

15 fifteen



# Let's chant

Hello, my friend. Please tell me.

How many cars do you see?

One, two, three ... I see eleven.

One, two, three ... I see eleven.

11



12



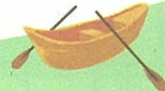
13



14



15







## Let's spell

Chant and write. 

a

e

i

o

u

My h\_nd has five little fingers,

My l\_gs have t\_n little toes,

My d\_g has one cute little face,

But my d\_ck has one b\_g nose.





# B



## Let's talk




Wu Yifan,  
what's this?

My new crayons.



Wow! How many  
crayons do you have?

Open it and see!







1, 2 ... 16.  
You have 16 crayons!



## Let's find out

How many ... do you have?



				
Wu Yifan				
Sarah				
Mike				
Amy				
John				
Zhang Peng				





# Let's learn

How many cars do you have?

We have twenty.

sixteen

seventeen

eighteen

twenty

nineteen



# Let's chant

$$10 + 8 = 18$$

How many do you have? How many do you see?  
10 and 8 makes 18. Can you count with me?

How many do you have? How many do you see?  
4 times 5 makes 20. Can you count with me?

$$4 \times 5 = 20$$





# Start to read

Read and match.



6.13    
I see five .

6.15    
I see eleven .

6.17    
I see fifteen .

6.19    
I see TWENTY   
now!



How many  do you have?



## Let's check

Listen and tick (✓) or cross (×). 




Listen and number. 

- twenty
- nineteen
- eighteen
- seventeen
- sixteen
- fifteen

## Let's sing

One, two, three, four, five



One, two, three, four, five.  
Once I caught a fish alive.  
Six, seven, eight, nine, ten.  
Then I let it go again.  
Why did you let it go?  
'Cause it bit my finger so.  
Which finger did it bite?  
This little finger on the right.







# Story time



Wow! So many apples!  
Let's have a race.

Good idea!




1, 2, 3, 4.

5, 6, 7,  
8, 9.



18, 19, 20.

17.



Look, I have 17!  
How many apples  
do you have?

Oh, no!  
I have only three!




I won!



# Recycle 2

Read aloud.  Look!


1




2



3



4



Can you act it out?





Listen and draw. 



Where is the ...?

in the box



on the map

on the book

under the chair





under the book

How many footprints (  ) do you see?



Go up the ladders. Go down the snakes.

Finish



Start





Look and write.

Activity area with four boxes containing illustrations and letter cards:

- Box 1: A blue baseball cap with letter cards **p c a**.
- Box 2: A black pig with letter cards **g i p**.
- Box 3: A wooden desk with letter cards **d s k e**.
- Box 4: A yellow duck with letter cards **u c k d**.

Below the boxes are four sets of horizontal blue lines for writing practice.

Sing a song. 

### Short vowel song

Where is short a?

Where is short a?

Here I am. Here I am.

I'm in a fat cat.

I'm in a fat cat.

Here I am. Here I am.

red pen



fat cat



big pig



hot dog



fun duck







# Words in each unit

## 单元词汇表

(注: 黑体词要求学生能够听、说、认读; 白体词只作听、说要求。)

### Unit 1

UK 英国	p.5
<b>Canada</b> /'kænədə/ 加拿大	p.5
USA 美国	p.5
<b>China</b> /'tʃaɪnə/ 中国	p.5
<b>she</b> /ʃi:/ 她	p.8
<b>student</b> /'stju:dnt/ 学生	p.8
<b>pupil</b> /'pju:pl/ 学生; (尤指) 小学生	p.8
<b>he</b> /hi:/ 他	p.8
<b>teacher</b> /'ti:tʃə(r)/ 教师	p.8
<b>boy</b> /bɔɪ/ 男孩	p.4
<b>and</b> /ænd/ 和; 与	p.4
<b>girl</b> /gɜ:l/ 女孩	p.4
<b>new</b> /nju:/ 新的	p.4
<b>friend</b> /frend/ 朋友	p.4
<b>today</b> /tə'deɪ/ 今天	p.4

### Unit 2

<b>father</b> /'fa:ðə(r)/ 父亲; 爸爸	p.15
<b>dad</b> /dæd/ (口语) 爸爸; 爹爹	p.15
<b>man</b> /mæn/ 男人	p.15
<b>woman</b> /'wʊmən/ 女人	p.15
<b>mother</b> /'mʌðə(r)/ 母亲; 妈妈	p.15
<b>sister</b> /'sɪstə(r)/ 姐; 妹	p.18

<b>brother</b> /'brʌðə(r)/ 兄; 弟	p.18
<b>grandmother</b> /'grænməðə(r)/ (外) 祖母	p.18
<b>grandma</b> /'grænma:/ (口语) (外) 祖母	p.18
<b>grandfather</b> /'grænfa:ðə(r)/ (外) 祖父	p.18
<b>grandpa</b> /'grænpa:/ (口语) (外) 祖父	p.18
<b>family</b> /'fæməli/ 家; 家庭	p.18

### Unit 3

<b>thin</b> /θɪn/ 瘦的	p.25
<b>fat</b> /fæt/ 胖的; 肥的	p.25
<b>tall</b> /tɔ:l/ 高的	p.25
<b>short</b> /ʃɔ:t/ 矮的; 短的	p.25, 28
<b>long</b> /lɒŋ/ 长的	p.28
<b>small</b> /smɔ:l/ 小的	p.28
<b>big</b> /bɪg/ 大的	p.28
<b>giraffe</b> /dʒə'reɪf/ 长颈鹿	p.24
<b>so</b> /səʊ/ 这么; 那么	p.24
<b>children</b> /'tʃɪldrən/ (child /tʃaɪld/ 的复数) 儿童	p.27
<b>tail</b> /teɪl/ 尾巴	p.27



## Unit 4

<b>on</b> /ɒn/ 在……上	p.39
<b>in</b> /ɪn/ 在……里	p.39
<b>under</b> /'ʌndə(r)/ 在……下面	p.39
<b>chair</b> /tʃeə(r)/ 椅子	p.39
<b>desk</b> /desk/ 书桌	p.39
<b>cap</b> /kæp/ 帽子	p.42
<b>ball</b> /bɔ:l/ 球	p.42
<b>car</b> /kɑ:(r)/ 小汽车	p.42
<b>boat</b> /bəʊt/ 小船	p.42
<b>map</b> /mæp/ 地图	p.42
<b>toy</b> /tɔɪ/ 玩具	p.41
<b>box</b> /bɒks/ 盒; 箱	p.41

## Unit 5

<b>pear</b> /peə(r)/ 梨	p.49
<b>apple</b> /'æpl/ 苹果	p.49
<b>orange</b> /'ɒrɪndʒ/ 橙子	p.49
<b>banana</b> /bə'nɑ:nə/ 香蕉	p.49
<b>watermelon</b> /'wɔ:təmelən/ 西瓜	p.52
<b>strawberry</b> /'strɔ:bəri/ 草莓	p.52
<b>grape</b> /greɪp/ 葡萄	p.52
<b>buy</b> /baɪ/ 买	p.48
<b>fruit</b> /fru:t/ 水果	p.48

## Unit 6

<b>eleven</b> /ɪ'levn/ 十一	p.59
<b>twelve</b> /twelv/ 十二	p.59
<b>thirteen</b> /θɜ:'ti:n/ 十三	p.59
<b>fourteen</b> /,fɔ:'ti:n/ 十四	p.59
<b>fifteen</b> /,fɪf'ti:n/ 十五	p.59
<b>sixteen</b> /,sɪks'ti:n/ 十六	p.62
<b>seventeen</b> /,sevn'ti:n/ 十七	p.62
<b>eighteen</b> /,eɪ'ti:n/ 十八	p.62
<b>nineteen</b> /,nɪn'ti:n/ 十九	p.62
<b>twenty</b> /'twenti/ 二十	p.62
<b>kite</b> /kaɪt/ 风筝	p.58
<b>beautiful</b> /'bjʊ:tɪfl/ 美丽的	p.58







# Vocabulary

## 词汇表

(注: 黑体词要求学生能够听、说、认读; 白体词只作听、说要求。)

### A

**and** /ænd/ 和; 与 p.4  
**apple** /'æpl/ 苹果 p.49

### B

**ball** /bɔ:l/ 球 p.42  
**banana** /bə'nɑ:nə/ 香蕉 p.49  
**beautiful** /'bjʊ:tɪfl/ 美丽的 p.58  
**big** /bɪg/ 大的 p.28  
**boat** /bəʊt/ 小船 p.42  
**box** /bɒks/ 盒; 箱 p.41  
**boy** /bɔɪ/ 男孩 p.4  
**brother** /'brʌðə(r)/ 兄; 弟 p.18  
**buy** /baɪ/ 买 p.48

### C

**Canada** /'kænədə/ 加拿大 p.5  
**cap** /kæp/ 帽子 p.42  
**car** /kɑ:(r)/ 小汽车 p.42  
**chair** /tʃeə(r)/ 椅子 p.39  
**children** /'tʃɪldrən/  
(child /tʃaɪld/ 的复数) 儿童 p.27  
**China** /'tʃaɪnə/ 中国 p.5

### D

**dad** /dæd/ (口语) 爸爸; 爹爹 p.15  
**desk** /desk/ 书桌 p.39

### E

**eighteen** /,eɪ'ti:n/ 十八 p.62  
**eleven** /ɪ'levn/ 十一 p.59

### F

**family** /'fæməli/ 家; 家庭 p.18  
**fat** /fæt/ 胖的; 肥的 p.25  
**father** /'fa:ðə(r)/ 父亲; 爸爸 p.15  
**fifteen** /,fɪf'ti:n/ 十五 p.59  
**fourteen** /,fɔ:'ti:n/ 十四 p.59  
**friend** /frend/ 朋友 p.4  
**fruit** /fru:t/ 水果 p.48

### G

**giraffe** /dʒə'reɪf/ 长颈鹿 p.24  
**girl** /gɜ:l/ 女孩 p.4  
**grandfather** /'grænfa:ðə(r)/  
(外) 祖父 p.18  
**grandma** /'grænma:/  
(口语) (外) 祖母 p.18  
**grandmother** /'grænmʌðə(r)/  
(外) 祖母 p.18  
**grandpa** /'grænpa:/  
(口语) (外) 祖父 p.18  
**grape** /greɪp/ 葡萄 p.52



<b>H</b>			
<b>he</b> /hi:/ 他			p.8
<b>I</b>			
<b>in</b> /ɪn/ 在……里			p.39
<b>K</b>			
<b>kite</b> /kaɪt/ 风筝			p.58
<b>L</b>			
<b>long</b> /lɒŋ/ 长的			p.28
<b>M</b>			
<b>man</b> /mæn/ 男人			p.15
<b>map</b> /mæp/ 地图			p.42
<b>mother</b> /'mʌðə(r)/ 母亲; 妈妈			p.15
<b>N</b>			
<b>new</b> /nju:/ 新的			p.4
<b>nineteen</b> /,nɪnə'ti:n/ 十九			p.62
<b>O</b>			
<b>on</b> /ɒn/ 在……上			p.39
<b>orange</b> /'ɒrɪndʒ/ 橙子			p.49
<b>P</b>			
<b>pear</b> /peə(r)/ 梨			p.49
<b>pupil</b> /'pju:pəl/ 学生; (尤指) 小学生			p.8
<b>S</b>			
<b>seventeen</b> /,sevn'ti:n/ 十七			p.62
<b>she</b> /ʃi:/ 她			p.8
<b>short</b> /ʃɔ:t/ 矮的; 短的			p.25,28
<b>sister</b> /'sɪstə(r)/ 姐; 妹			p.18
<b>sixteen</b> /,sɪks'ti:n/ 十六			p.62
<b>small</b> /smɔ:l/ 小的			p.28
<b>so</b> /səʊ/ 这么; 那么			p.24
<b>strawberry</b> /'strɔ:bəri/ 草莓			p.52
<b>student</b> /'stju:dnt/ 学生			p.8
<b>T</b>			
<b>tail</b> /teɪl/ 尾巴			p.27
<b>tall</b> /tɔ:l/ 高的			p.25
<b>teacher</b> /'ti:tʃə(r)/ 教师			p.8
<b>thin</b> /θɪn/ 瘦的			p.25
<b>thirteen</b> /,θɜ:'ti:n/ 十三			p.59
<b>today</b> /tə'deɪ/ 今天			p.4
<b>toy</b> /tɔɪ/ 玩具			p.41
<b>twelve</b> /twelv/ 十二			p.59
<b>twenty</b> /'twenti/ 二十			p.62
<b>U</b>			
<b>UK</b> 英国			p.5
<b>under</b> /'ʌndə(r)/ 在……下面			p.39
<b>USA</b> 美国			p.5
<b>W</b>			
<b>watermelon</b> /'wɔ:təmelən/ 西瓜			p.52
<b>woman</b> /'wʊmən/ 女人			p.15





# Useful expressions

## 常用表达法

### Unit 1

#### Welcome!

欢迎!

p.4

#### Where are you from?

你是哪里人?

p.7

#### I'm from the UK.

我是英国人。

p.7

### Unit 2

#### Who's that man?

那位男士是谁呀?

p.14

#### He's my father.

他是我爸爸。

p.14

#### Who's that woman?

那位女士是谁呀?

p.15

#### She's my mother.

她是我妈妈。

p.17

#### Is she your mother?

她是你妈妈吗?

p.17

#### Yes, she is.

是的, 她是。

p.17

#### Is he your father?

他是你爸爸吗?

p.17

#### No, he isn't.

不, 他不是。

p.17

### Unit 3

#### It's so tall!

它好高啊!

p.24

#### Come here, children!

到这里来, 孩子们!

p.27

#### It has a long nose.

它有长鼻子。

p.27

#### It has small eyes and big ears.

它有小眼睛和大耳朵。

p.27

### Unit 4

#### Let's go home!

我们回家吧!

p.38

#### Where is my pencil box?

我的铅笔盒在哪儿?

p.38

#### It's in your desk.

在你桌子里。

p.38

#### Silly me!

我真傻!

p.38

#### Is it in your bag?

在你的包里吗?

p.41

#### No, it isn't. / Yes, it is.

不, 不在。/ 是的, 在。

p.41

#### Have a good time!

玩开心点儿!

p.41



## Unit 5

**Honey, let's buy some fruit.**

宝贝儿，我们买点水果吧。 p.48

**Do you like oranges?**

你喜欢橙子吗？ p.48

**No, I don't. / Yes, I do.**

不，我不喜欢。/是的，我喜欢。 p.48

**Sorry, I don't like grapes.**

抱歉，我不喜欢葡萄。 p.51

**Me, neither.**

我也不喜欢。 p.52

## Unit 6

**How many kites do you see?**

你看见了多少个风筝呀？ p.58

**The black one is a bird!**

黑色的那个是只鸟！ p.58

**How many crayons do you have?**

你有多少支蜡笔？ p.61

**Open it and see!**

打开看看！ p.61





# 后 记

本册教科书是人民教育出版社课程教材研究所英语课程教材研究开发中心依据教育部《义务教育英语课程标准》（2011年版）与加拿大灵通教育有限公司（Lingo Learning Inc.）合作编写的，经国家基础教育课程教材专家工作委员会2012年审查通过。

本册教科书集中反映了基础教育教科书研究与实验的成果，凝聚了参与课改实验的教育专家、学科专家、教研人员以及一线教师的集体智慧。我们感谢所有对教科书的编写、出版提供过帮助与支持的同仁和社会各界朋友，以及整体设计艺术指导吕敬人等，特别感谢原教材主要编写人员：龚亚夫、郝建平、张献臣、吴悦心、李静纯、周欣、David Booth、Jack Booth、Kathy Broad、Shelly Peterson。

本册教科书出版之前，我们通过多种渠道与教科书选用作品（包括照片、画作）的作者进行了联系，得到了他们的大力支持。对此，我们表示衷心的感谢！但仍有部分作者未能取得联系，恳请入选作品的作者与我们联系，以便支付稿酬。

我们真诚地希望广大教师、学生及家长在使用本册教科书的过程中提出宝贵意见，并将这些意见和建议及时反馈给我们。让我们携起手来，共同完成义务教育教材建设工作！


联系方式

电话：010-58758866

电子邮件：jcfk@pep.com.cn

人民教育出版社 课程教材研究所  
英语课程教材研究开发中心  
2012年5月









YIWU JIAOYU JIAOKESHU  
YINGYU

英语

三年级 下册



绿色印刷产品

义务教育教科书 英语 (PEP) 三年级 下册  
审批号:京发改[2007]1043号-144 价格举报电话: 12358

ISBN 978-7-107-25247-1



9 787107 252471 >

定价: 5.25 元