



义务教育教科书


英语

Project English

七年级 下册

北京市仁爱教育研究所 编著





义务教育教科书

英语

Project English

七年级 下册

北京市仁爱教育研究所 编著

主 编 Jim Greenlaw (加拿大)

王德春


副主编 杨晓钰

编 者 Martin McDonald (加拿大)

杨晓钰 周 澜 杨 涛 王惠静

贺 蓉 万玉英 王 婧 郑丽莉

郭水源 许兴胜



科学普及出版社

·北京·

图书在版编目 (CIP) 数据

英语. 七年级. 下册 / 北京市仁爱教育研究所
编著. —北京: 科学普及出版社, 2012.12
义务教育教科书
ISBN 978-7-110-07941-6

I. ①英… II. ①北… III. ①英语课—初中—教材
IV. ①G634.411

中国版本图书馆CIP数据核字(2012)第282870号

出版人 苏青
策划编辑 徐扬科

责任编辑 吕鸣林然
责任印制 李春利



是仁爱版教材的商标

仁爱版教材推广及服务中心电话
4008100168 010-82676936 13911468451

义务教育教科书

英语

七年级 下册

北京市仁爱教育研究所 编著

*

科学普及出版社

(北京市海淀区中关村南大街16号)

邮政编码: 100081

河南省新华书店发行

北京汇林印务有限公司印刷

*

787×1092 16开 10印张 200千字
2012年12月第1版 2013年11月第3次印刷

ISBN 978-7-110-07941-6/G·3343

定价: 9.36 元

价格批准文号: 豫发改收费[2006]632号, 举报电话: 12358

著作权所有, 请勿擅用本书制作各类出版物, 违者必究。

如有质量问题, 影响阅读, 请与北京市仁爱教育研究所联系调换。

地址: 北京市海淀区北四环西路68号左岸工社12层 邮编: 100080



电话: 4008100168 010-82676936 13911468415

网址: <http://www.renai-edu.com> 邮箱: editor@renai-edu.com

出版说明

仁爱版初中英语教材是北京市仁爱教育研究所的数十位英语教材编写专家历时14年呕心沥血、耗费近亿元巨资研究的成果。仁爱版初中英语教材的著作权为北京市仁爱教育研究所独家享有。

仁爱版初中英语教材包括：经教育部基础教育课程教材专家工作委员会审查通过的义务教育英语教科书及**原配英语产品**。

仁爱版初中英语教科书及**原配英语产品**均标有“北京市仁爱教育研究所编著或研制”字样、“”商标及“”商标，凡没有以上三种标志的其他任何单位开发的配仁爱版初中英语教科书的点读笔、学习机、录音带、教辅、教辅类报纸等产品均属于盗版、侵权产品（**盗版及虚假宣传电子、纸质产品，无法下载或提供内容与教材不相配套，诱导师生犯错，降低学习成绩，无法正常使用的。**）。

仁爱版初中英语教材有如下一些特点：

1. 六套教材中坡度最缓，适用范围最广：教材针对中国5000多万初中生现阶段英语学习的国情现状特点而编写，从学习和复习基本的英文字母和读音规则及话题设置的基本功能用语开始，纠正不正确的发音习惯，循序渐进地帮助学生正确掌握学习英语的方法。教材以图文结合的形式呈现教学内容，教材内容安排由浅入深、由简单到复杂逐步递进；重视新旧知识的结合和语言现象的复现。话题环环相扣，学生的词汇量和语言知识像滚雪球一样不断循环滚动，逐渐增加，学生的英语水平呈螺旋式逐步提高。

2. 体例、体系新：教材创造了国内最新的新课标英语教材编写体例、体系，以康康等四个小主人公相识、相知、成长、学习、生活的故事情节为主线贯穿教材始终，学习、生活气息浓厚。

整套教材共六册，每册由四个模块单元（九年级下册为两个模块单元）组成。每个模块由单元——话题——功能——任务构成，编写思路清晰，符合学生的认知发展规律。单元按语言功能、意念项目编排，话题按相关教学任务编排，每一话题四个小节（section），按听、说、读、写的语言技能编排。

3. 语言地道：本套书的加拿大主编Jim Greenlaw先生是加拿大著名英语教育专家，不列颠哥伦比亚大学教育学博士。他所率领的加拿大编写团队的每位成员均为ESL教育专家，具有丰富的教材编写经验，这保证了教材语言的纯正、地道、原汁原味。同时，丰富地展现了英语国家的风土人情、传统习俗、历史等。

4. 中国特色鲜明：中方编写团队由英语语言学、英语课程与教学论、心理学等方面的专家组成，如中国修辞学会原会长、中外语言文化比较学会原副会长、享受国务院特殊津贴的国家级突出贡献专家、博士生导师王德春教授，西南大学杨晓钰教授等，也有

资深教学研究人员和丰富教学经验的骨干教师参与，保证了本套教材适应中国初中学生英语教育现状和中国的地域文化特色。

5. 好教易学：教材充分体现了《义务教育英语课程标准（2011年版）》的指导思想，通过“任务链”式的活动设计，将各活动更加紧密地联系在一起，环环相扣，逻辑性更强，有利于教师进行课堂教学，使教师施教更具主动性。幽默可爱的卡通形象，简练生动的语言，新颖、有趣且贴近实际生活的对话，突出主题富有真实感的语篇，设计巧妙的学习策略，让学生在学中倍感轻松，从而激发他们的英语学习兴趣，更好地体现了教材的“导教”和“导学”的功能。

6. 原配英语产品配备齐全：为了让广大师生更好地使用仁爱版初中英语教材，教材主编及原创设计人员花费了大量时间、精力为广大师生创作设计了丰富完备的近30种仁爱版初中英语教材的原配电子、纸质助学产品。

（1）功能完备、使用方便的原配电子、音像产品
多媒体互动电子教科书、原配课堂（同步辅导DVD）、原配音标课堂、教科书录音带等教育电子产品是唯一合法授权使用的原配电子音像产品，由教材主编及原创设计人员亲自研制，唯一能按课本教学时间顺序同步配套使用教材学习内容，能让中国学生迅速摆脱“哑巴英语”和“方言英语”的困扰，帮助广大学生快速掌握正确的英语发音，开辟英语学习的第二课堂，营造全方位的英语学习环境，使学生能够真正地把英语当作一种交流的工具来学习。

（2）品种齐全的原配纸质助学产品

唯一合法授权、教材主编及原创设计人员自己编著的《同步学案》《同步练习簿》《英汉互动讲解》《教材讲解》《同步练习册》《同步练习与测试》《同步练测考》《同步整合方案》《同步听力训练》《同步阅读与完形填空周周练》《同步活页AB卷》《专用词典》《同步语法》《中考总复习用书》等20多种原配教辅资料分别从不同角度、不同层次对教材内容进行补充、完善和拓展延伸。

（3）丰富的网络课程资源

专为广大师生免费提供教学服务的仁爱教育网站（<http://www.renai-edu.com>），除了配有供广大一线教师和教研员免费下载的同步多媒体教学课件、优质示范课、教学案例设计之外，还为广大一线师生及教研员提供更加丰富实用的其他相关教学课程资源和最新的教育资讯。


作为教育部六套初中英语教材中坡度最缓的一套初中英语教科书，本套教材最适合经过4~6年小学阶段的英语学习之后的初中学生使用。

此外，由于我国现阶段还有少部分农村地区因师资欠缺、开课不足等原因使该部分地区的孩子们的英语基础十分薄弱，为此，我们在七年级上册设计并调整了第一单元作为预备学习单元，供其选用。

前言

亲爱的同学们：

你们好！欢迎你们继续学习使用仁爱版初中英语教材，它是由加拿大英语专家Jim Greenlaw博士和北京市仁爱教育研究所数十位英语专家及中国最优秀的英语教师依据教育部《义务教育英语课程标准（2011年版）》，针对中国5000多万初中学生的英语学习现状编写而成的初中英语教材，它将陪伴你们度过绚丽斑斓的初中生活。



通过七年级上册的学习，你们已经具备了一定的听、说、读、写的能力。在七年级下册中，你们将要接触到更多的语言知识，进一步提高语言综合运用能力。你们会遇到熟悉的老朋友康康、简、玛丽亚和迈克尔，以及他们的同学和朋友们，并将与他们一起学习四个话题：我们的学校生活、我们的社区、生日聚会、季节与天气。新学期到了，又会有哪些故事发生呢？康康买了新的自行车，他与简和海伦谈论了关于交通方式的话题；迈克尔丢失了钱包，去了失物招领处；玛丽亚和她的同学周艳谈论她们各自喜欢的科目；简邀请玛丽亚去参观了她的新家；康康过生日邀请了他的朋友们参加他的生日晚会；简和康康谈论了各自喜欢的季节等内容。相信你们会乐于融入到他们的学习生活中，并逐步地学会用英语谈论这些话题；你们还将有很多的机会参与到双人或小组活动当中去，与同伴们一起用英语完成任务，如角色表演、评价学习、制作海报等有趣的活动，并在每个话题结束时表演或展示自己的作品。另外，你们依然会通过一些闪闪发光的金钥匙学到更多的英语学习方法，提高学习效率，并逐步养成自主学习的能力。

同学们，希望你们能积极热情地参与教材中的活动、享受英语学习的乐趣，使你们的听说读写能力得到全面的提高！我们相信只要认真地将整套6册仁爱版初中英语教材学完，你们都能达到教育部《义务教育英语课程标准（2011年版）》的五年级英语水平要求，并能满怀信心地迎接未来每一天的挑战。

北京市仁爱教育研究所

2013年11月

Guide to Project English

使用指南



TOPIC 2

TOPIC 2 A few students are running around the playground.

Section A

1a Listen, look and say.

Michael: Hello, Jane! This is Michael. What are you doing now?
 Jane: Guess!
 Michael: Are you doing your homework?
 Jane: No, I'm not.
 Michael: Are you watching TV?
 Jane: Yes, I am. What about you?
 Michael: I'm making cards, but it's boring.
 Would you like to play basketball?
 Jane: Good idea! See you soon.
 Michael: See you.


1b Listen to 1a and circle the correct answers.

1. Michael and Jane are talking _____ (on the telephone, in the classroom).
 2. Jane is _____ (doing her homework, watching TV).
 3. What is Michael doing? He is _____ (playing cards, making cards).

1c Work in pairs and practice 1a. Then make up a new conversation with the following structures.

A: What are you doing? B: I'm doing ...
 A: What is he/she doing? B: He/She is doing ...
 A: Is she/he doing ...? B: Yes, she/he is. / No, she/he isn't.
 A: Are you/they doing ...? B: Yes, ... / No, ...

2 Look at the picture and match the places with the correct words or phrases.



- ___ A. library
- ___ B. playground
- ___ C. lab
- ___ D. computer room
- ___ E. dining hall
- ___ F. teachers' office
- ___ G. gym
- ___ H. classroom building
- ___ I. swimming pool

Section A 和 Section B 以对话形式在真实的语境中呈现新的语言材料，为语言的输出做准备。

在看图理解的基础上听懂对话，通过不同的听力活动，帮助学生完成对新材料的理解，提高其听说能力。

同一主题下的语言输入，以多种活动形式进一步提高学生听的能力，同时引导学生综合所学词汇、语法和功能进行练习，提高其综合语言运用能力。

呈现字母及字母组合的读音规则，系统训练学生拼读单词的能力。

UNIT 5

3a Listen and match. Pay attention to the structure of the Present Continuous.

Maria are doing some cleaning in the gym.
 Kangkang is reading on the playground.
 Wang Li and Li Mei is running in the lab.
 Wang Wei and Lin Tao are dancing in the library.

3b Work in pairs. Make up conversations with the information in 3a.
 Example:

A: ..., where is Maria?
 B: She is ...
 A: What is she doing now?
 B: She is ...
 A: Is Kangkang reading in the library, too?
 B: No, he isn't. He is ...

A: Where are Wang Li and Li Mei?
 B: They are ...
 A: What are they doing?
 B: They are ...
 A: Are Wang Wei and Lin Tao dancing, too?
 B: No, they aren't. They are ...

4a Listen and read the sounds and words aloud.

Letter	er	ew	ey/eigh	u	re	gu/gue		
Sound	/ɜ:/	/ɔ:/	/jɛ:/	/eɪ/	/dʒ/	/g/		
Word	her	father	dew	grey	eight	game	large	guess
	person	teacher	few	they	weight	grape	orange	guide
	term	worker	new	obey	eighth	green	page	dialogue

4b Read aloud and compare the sounds of the colored letters.

/i:/-e/ sca head need neck even ever weak dead
 /ə-/ɜ:/ again early paper person worker work winter word
 /g-/dʒ/ bag page league large grow age guest orange

10

Section C

1a Read and understand.

Look at the pictures and describe what the students are doing.

(Miss Wang is showing a new student around the school.)



[On the playground] A few students are running around the playground. Some students are having a soccer game. Some students are playing basketball. Look! Many students are sitting there and watching.

[In the gym] Three students are swimming in the swimming pool. What about the girls over there? Oh! They are dancing. But Helen isn't dancing with them. She is playing ping-pong with Ann.

[In the classroom] Look at your classmates. They are not having lessons. Kangkang is reading English newspapers. Michael is doing his homework. Is Wang Wei doing his homework, too? Oh, no! He is writing a letter. What are Jane and Maria doing? They are talking. Where is Sally? Aha, she is cleaning the blackboard at the back of the classroom.

1b Read 1a and match the activities with the students.

some students
a few students
Helen and Ann
three students
Kangkang
Sally

play ping-pong
swim
run
clean the blackboard
read English newspapers
have a soccer game

1c Underline the structure be+v.-ing in 1a and read the sentences aloud.

Example:

Some students are having a soccer game.

帮助学生养成良好的学习习惯，形成科学的学习方法，从而提高学习效率，成为真正的自主学习者。

精选题材丰富的阅读材料及形式多样的读前活动。

通过各种形式的阅读活动，帮助学生实现课程标准要求的各种阅读技能目标，帮助学生掌握基本的阅读技能，为他们成为高效的阅读者打下良好的基础。

基于同一主题的读、说与写结合的练习，帮助学生巩固基础知识，掌握读写技能，形成综合运用语言的能力。

基于Section A 的语音学习板块，通过读、写和其他活动形式，鼓励学生积极应用所学语音知识，培养学生拼读和听写单词的能力。

2a Look at the pictures and complete the sentences.



Example:
The boy is drawing pictures.
He isn't cleaning the blackboard.



1. The girl _____ her homework.
She _____ a letter.



2. The girls _____ oranges.
They _____ orange juice.



3. I _____ to music.
I _____ a song.



4. The man _____ TV.
He _____ on a computer.



5. The students _____ games. They _____ an English class.

2b Ask and answer questions with the information in 2a.

Example:

A: Is the boy cleaning the blackboard?

B: No, he isn't.

A: What is he doing?

B: He is drawing pictures.

3 Observe what your classmates around you are doing now. Then write a short passage to describe them.

4a Read and complete the sentences.

- _____ /eɪ/ students are playing a guessing game with the _____ /gest/.
- _____ /ðeɪ/ practice the _____ /nju:/ dialog with the _____ /'pɜ:tsn/.
- My father and mother like the green _____ /'brɒndi/.

4b Chant and pay attention to the stress and liaison ().

'Here is the 'father.
'Here is the 'mother.
'Here is the 'sister.
'Here is the 'brother.

'Father and 'mother.
'Sister and 'brother.
'Hand in 'hand.
With 'one o'another.



Section 2

Read through Sections A-C and fill in the blanks with the correct words.

Grammar

Present Continuous

_____ you doing your homework?	Yes, I am. / No, I'm not.
_____ Kangkang reading in the library, too?	Yes, we are. / No, we aren't.
_____ Wang Wei and Lin Tao dancing, too?	No, _____.
What are you doing?	_____ looking for my wallet.
What is he/she doing now?	_____ reading.
What are Jane and Maria doing?	_____ talking.

Functions

Excuse me, _____ some English workbooks?	Of course.
_____ can I keep them?	Two weeks.
You must return them on time.	Sure, I will. Thank you.

How well do you know Sections A-C? Now do the following tasks and check.

- 1 Listen to the passage and complete the table.

Person	Activity	Place
Jane		in the room
Maria	is dancing	
Kangkang		on the playground
Michael	is swimming	
The teachers		in the office

引导学生通过完成任务的方式归纳本话题所学知识，培养他们定期自主复习所学内容的学习习惯，形成一定的学习策略。

通过听、说、读或写的练习，巩固所学知识，培养学生综合语言运用的能力。

通过学生喜爱的歌曲、游戏、童谣等课堂活动形式，巩固所学知识，从而激发学生学习英语的兴趣。

以合作探究活动形式，促使学生通过体验、实践、讨论、合作、探究等方式，综合运用本话题的语言知识和技能解决现实生活中的一些实际问题，使学生学会用英语做事情。

UNIT 5

- 2 Read the passage, circle the activities and underline the places. Then number the pictures.

Wen Wei is my good friend. Here are some photos of his. Look! He is running in the gym in Picture 1. In Picture 2, he is swimming in a swimming pool. He looks happy because he loves swimming. In Picture 3, he is talking to a Japanese girl on the Great Wall. The Great Wall is wonderful. I also want to visit it one day.



- 3 Let's sing.

What Are You Doing?

I-D-2
5-4-6 | 5 4 | 3 1 | 2 2 5 | 3 3 1 |
What are you doing? I'm writing. I'm writing.
What are you doing? I'm singing. I'm singing.
5-6 | 5 4 | 3 3 1 | 2 2 | 5- | 1- | 1- :|
Who are you writing to? I'm writing to you.
Who are you singing to? I'm singing to you.

Project

Describing What They Are Doing

1. Work with your partner to find the differences between the following two pictures.



2. Write a passage.

You may begin like this:

Three boys are swimming in Picture 1, but they are fishing in Picture 2 ...

Scope and Sequence

Unit/Title	Topic	Function
5 Our School Life	1. How do you usually come to school? Page 1	Talking about means of transportation Expressing frequency Talking about daily routines Interviewing people
	2. A few students are running around the playground. Page 9	Talking about school facilities Borrowing things Talking about school activities
	3. My school life is very interesting. Page 17	Talking about school activities, subjects, timetable and news Talking about interests, likes and dislikes
Review of Unit 5 25		
6 Our Local Area	1. There is a study next to my bedroom. Page 27	Talking about positions and existence Talking about rooms in homes, furniture and home items
	2. My home is in an apartment building. Page 35	Talking about different kinds of houses Asking for and offering help Talking about life, facilities and relationships between neighbors
	3. Which is the way to the hospital? Page 43	Asking the way Giving directions Talking about traffic signs, traffic rules, safety and warnings
Review of Units 5–6 51		

Structure	Pronunciation	Vocabulary	Strategy
Adverbs of frequency	Vowels: /i:/ /e/ /eɪ/ /ɪə/ /aɪ/ Consonants: /d/ /dʒ/ Intonation	Means of transportation Adverbs and expressions of frequency Names of activities	Using facial expressions and gestures
Present continuous	Vowels: /ɜ:/ /ə/ /eɪ/ Consonants: /ju:/ /g/ /dʒ/ Liaison	Names of places The-ing forms of action verbs	Reading English aloud
Present simple Present continuous	Vowels: /eə/ /ɪə/ /ɜ:/ Consonants: /f/ /t/ Stress and rhythm	Names of subjects Descriptive adjectives	Predicting before reading
<i>There is/are</i> Prepositions	Vowels: /aɪ/ Consonants: /l/ /m/ Other: /ɪŋ/	Names of rooms in homes Prepositions and prepositional phrases Names of home items	Recognizing sentence patterns
<i>There is/are</i>	Vowels: /əʊ/ /ɒ/ Consonants: /h/ silent "h" Liaison	Names of types of buildings Names of facilities and services	Reading words around you
Prepositions Imperatives	Vowels: /ʌ/ /ɜ:/ /ɔ:/ Consonants: /dʒ/ Other: /kw/ Stress and rhythm	Prepositional phrases Phrases describing street signs	Using imagery Using listing words

Scope and Sequence

Unit/Title	Topic	Function
<h1>7</h1> <p>The Birthday Party</p>	1. When is your birthday? Page 55	Talking about birthdays Talking about dates Describing objects and features
	2. Can you sing an English song? Page 63	Talking about ability and inability
	3. Everyone had a good time. Page 71	Celebrating birthdays Talking about past experiences Expressing concern and advice
	Review of Unit 7 79	
<h1>8</h1> <p>The Seasons and the Weather</p>	1. How is the weather in winter? Page 81	Talking about seasons, weather and temperature Understanding weather reports
	2. The summer holidays are coming. Page 89	Talking about holidays and travels Talking about future plans and intentions Talking about safety on a trip Making suggestions
	3. Let's celebrate! Page 97	Talking about holidays and festivals Expressing wishes and congratulations
	Review of Units 7–8 105	
Appendices 109		

Structure	Pronunciation	Vocabulary	Strategy
Past simple (I) Cardinal numbers Ordinal numbers	Vowels: /aʊ/ /uː/ /ʌ/ /əʊ/ Consonants: /p/ /f/ Stress and rhythm	Names of the 12 months Ordinal numbers and years Names of different shapes Names of celebrating activities	Discovering a rule
Modal verbs: <i>can/can't</i> <i>could/couldn't</i> Or questions	Vowels: /uː/ /ʊ/ /ɔɪ/ Consonants: /n/ /ŋ/ Other: /ŋk/ Intonation & Stress and rhythm	Names of party activities Names of outdoor activities Phrases describing past time	Using tables Reading aloud
Past simple (II)	Vowels: /uː/ /ʌ/ /ʊ/ Consonants: /j/ /θ/ /ð/ Other: /juː/ Intonation	The past tense of verbs	Guessing word meaning from context Using collocations
Present simple & Past simple Word formation	Vowels: /ɜː/ Consonants: /s/ /z/ /w/ Other: /ks/ /gz/ Stress	Names of four seasons Adjectives to describe weather and seasons	Using word formation Following time sequences
<i>want/plan/wish/hope/</i> <i>would like to ...</i> Modal verbs: <i>should/shouldn't</i>	Vowels: /uː/ /j/ /ɪ/ /aɪ/ Other: /jʊə/ /juː/ /ʃən/ Stress & Consonant clusters	Names of countries Names of objects related to trips	Using maps Knowing different meanings of a word Skimming
Review	Syllabic	Names of festivals Names of food related to festivals Names of festival activities	Using what you already know Scanning

Main Characters in the Book

Yukio



Sally



Helen



Mr. Brown



Miss Wang



Li Ming



Steve



Maria



Wang Junfeng



Kangkang's father and mother



Ms. Jones




Maria's father and mother



Li Xiang



Jane's father and mother




Zhou Weilun



UNIT 5 Our School Life

TOPIC 1 How do you usually come to school?



1a Listen, look and say.

(Kangkang meets Jane and Helen at the school gate.)

Kangkang: Happy New Year!

Jane and Helen: The same to you. Nice to see you again, Kangkang.

Kangkang: Nice to see you, too.

Helen: Oh, your new bike looks very nice!

Kangkang: Thank you.

Helen: Do you often come to school by bike?

Kangkang: Yes, I do. How do you usually come to school?

Helen: I usually come to school by subway.



Kangkang: You mean you usually come to school by underground?

Helen: You're right. How about you, Jane?

Jane: I always come to school by bus. Oh, it's time for class. Come on!



1b Read the sentences and choose the correct one for each picture.



A. He comes to school **on foot**.

B. She goes to school **by bus**.

C. He comes to school **by bike**.

D. She goes to school **by subway**.

1c Work in groups and practice 1a. Then make up a new conversation with the following structures.

Happy New Year!

Nice to see you!

How do you usually come/go to school?

I usually come/go to school by bus/subway ...

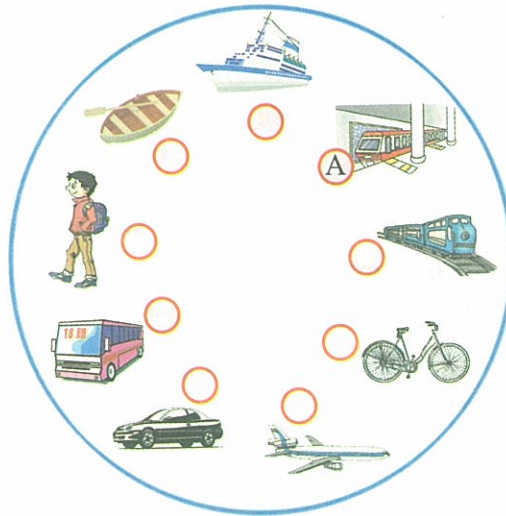
2a Look at the pictures and match them with the correct phrases.

A. by subway

B. by bike

C. by plane

D. on foot



E. by car

F. by train

G. by ship

H. by bus

I. by boat

2b Listen and match the means of transportation in 2a with the people.

Mr. Zhang C Kangkang _____ Ms. Black _____

Jane's uncle _____ Miss Gao _____ Ellen _____

Zhao Lin _____ Mr. Brown _____ Wu Hui _____

3a Listen and read the sounds and words aloud.

Letter	e		ea/ee		ea		ei	d	dge
Sound	/i:/	/e/	/i:/	/e/	/ei/	/iə/	/ai/	/d/	/dʒ/
Word	evening	end	meat	bread	break	idea	either	dish	bridge
	Chinese	lend	team	head	great	real	neither	deaf	edge
	meter	tell	feet	dead	steak	theatre	height	do	judge

3b Listen and circle the words with the sound /i:/ or /e/.

/i:/ ready read beach mean bean health deep beef
 /e/ jeans ready seat bread leaf wealth weather great

Section B

1a Look, listen and say.

Helen: Michael, what time do you usually get up on weekdays?

Michael: I always get up at about six o'clock.

Helen: The early bird catches the worm. How do you usually come to school?

Michael: I usually come to school on foot, but sometimes by bike. How about you?

Helen: I seldom walk to school. I often come by subway. What about you, Sally?

Sally: I never come to school by subway. I always take a bus.



1b Listen to 1a and complete the sentences with *usually, always, often, sometimes, seldom, or never*.

1. Michael _____ walks to school but _____ goes by bike.
2. Helen _____ goes to school on foot. She _____ takes the subway.
3. Sally _____ takes the subway. She _____ goes to school by bus.

1c Read 1a and fill in the blanks with the correct words from the list in 1b.




2a Study the example to understand the two ways of expressing the same meaning. Then fill in the blanks.



Example:

Li Xiang often **comes** to school **by bike**. Maria sometimes _____ home _____.

Li Xiang often **rides a bike** to school. Maria sometimes **takes the subway** home.



We usually go to the park on foot. They always go to the zoo by bus.

We usually _____ to the park. They always _____ to the zo

2b Ask and answer questions about the pictures in 2a with your partner.

Example:

A: How does Li Xiang go to school?

B: He often goes to school by bike. / He often rides a bike to school.

3 Listen to the passage about Nancy's activities and check (✓) the correct answers.

Activity \ Frequency	walk to school	take a bus to school	do her homework in the evening	watch TV in the afternoon	play soccer on Sundays	see a movie
always						
usually						
often						
sometimes						
seldom						
never						

4 Chant and then match the first four sentences with the pictures.


You 'go to 'school by 'bike. ()

I 'walk to the 'zoo with 'Mike. ()

He 'comes to 'work by 'plane. ()

She 'goes to 'shop by 'train. ()

We 'always 'have some 'fun,
when 'every'thing is 'done.






Section C


1a Read and understand.

Look at the pictures in the passage and predict the time and activities in Jane's day. Then read the passage carefully and complete the table.

Jane's Day


Jane usually  at twenty past six. At seven o'clock, she has breakfast with her parents. She  by bus at half past seven. Classes begin at eight. She has four classes in the morning.

She  at school at twelve ten. She has two classes in the afternoon. After school, she often  with her classmates. At a quarter past five, she takes the subway home.

She gets home at five thirty and has dinner at seven o'clock. After dinner, she often  and then watches TV for a short time. She goes to bed at about a quarter to ten.

Time	Activity
6:20 a. m.	gets up
_____	has breakfast
7:30 a. m.	_____
12:10 p. m.	_____
after school	_____
_____	gets home
after dinner	_____
_____	goes to bed

1b Work in groups of three. Discuss the following pictures and retell the passage in 1a.



1c Talk with your partner about your day with the help of 1a. Then report it to the class.

I usually get up at ... in the morning. At ... o'clock, I have breakfast ...
 ... is my partner. He/She usually gets up at ... in the morning ...

2 Ask and answer questions with the following information.

Example:

A: What does *Han Qing* usually do after school?

B: He usually *plays soccer*, but he doesn't *play basketball*.



Han Qing
play soccer
play basketball



Wen Wei
go swimming
go fishing



Ellen
listen to music
watch TV



Wang Junfeng
do his homework
go to the park

3 Work in pairs. Make up new conversations with the words and phrases in the box.

Example:

A: Do you often *read books in the library*?

B: Yes, I do. / No, I don't.

A: *How often* do you come to the library?

B: *Three times a week*.

Activity	Frequency
meet friends	once a week
watch TV	twice a week
listen to music	three times a week
read books	very often
cook	every day
go to the zoo	seldom
play soccer	never

4a Read and write the words.



/ri:ɪd/ _____



/fi:t/ _____



/hed/ _____



/greɪt/ _____



/brɪdʒ/ _____

4b Read the following sentences aloud, paying attention to the rising tone (↗) and the falling tone (↘). Then listen and repeat.

1. The Chinese judge needs ↗ ↗ ↘
cheese, meat and bread.



2. The girl in jeans can ↗
cook great beef.



Section
D

Read through Sections A-C and understand the use of the underlined words and phrases below.

Grammar

Adverbs of Frequency

I <u>never</u> come to school by subway.	I <u>seldom</u> walk to school.
Maria <u>sometimes</u> takes the subway home.	Li Xiang <u>often</u> rides a bike to school.
We <u>usually</u> go to the park on foot.	They <u>always</u> go to the zoo by bus.

Functions

Happy New Year!	Happy New Year! / The same to you.
The early bird catches the worm.	She goes to bed at about a quarter to ten.
<u>How often</u> do you come to the library?	Three times a week. / Very often. / Every day.

How well do you know Sections A-C? Now do the following tasks and check.

1 Listen to the sentences and fill in the blanks.

- Miss Yang _____ goes to Wuhan by bus.
- Mr. Smith seldom goes to Nanjing _____.
- Mr. Brown _____ takes the subway to his office.
- Ms. Wang _____ visits the Great Wall.
- He often _____ to the park for a picnic on Sundays.

2 Read the interview and answer the questions on Page 8. Then act it out.

TIP
When you act out a conversation, your facial expressions and gestures will make it easier for your classmates to understand you.

Interviewer: Good evening, boys and girls! Please welcome our new friend, Michael. He's from America. Hello, Michael!

Michael: Hello!

Interviewer: We'd like to know about the school life of American students. How do they usually go to school?

Michael: Well, many students usually take a yellow school bus or walk to school.

Interviewer: Where do they usually have lunch?

Michael: They usually have lunch at school and then begin class at about one o'clock in the afternoon.


Interviewer: What time is school over, then?

Michael: At about three o'clock.

Interviewer: What do they do in their free time?

Michael: They often play basketball and soccer.

Interviewer: Well, I'm sorry we have no more time. Nice talking to you. Thank you.



1. How do American students usually go to school?

2. Where do the students usually have lunch?

3. What time is school over?

4. What do they do after school?

Project

Learning About Other Students' Lives

1. Survey your classmates about their school life.

Item Name	How to go to school	Where to have lunch	When to leave school	What to do after school	How often does she/he ...?
...					

2. Compare the school life of American students with yours and report it to the class.

3. Write a passage. You may use the expressions in Functions if necessary.

You may begin like this:


The school life of American students is different from ours ...

TOPIC 2 A few students are running around the playground.



1a Listen, look and say.

Michael: Hello, Jane! This is Michael. What are you doing now?
 Jane: Guess!
 Michael: Are you doing your homework?
 Jane: No, I'm not.
 Michael: Are you watching TV?
 Jane: Yes, I am. What about you?
 Michael: I'm making cards, but it's boring. Would you like to play basketball?
 Jane: Good idea! See you soon.
 Michael: See you.




1b Listen to 1a and circle the correct answers.

1. Michael and Jane are talking _____ (on the telephone, in the classroom).
2. Jane is _____ (doing her homework, watching TV).
3. What is Michael doing? He is _____ (playing cards, making cards).

1c Work in pairs and practice 1a. Then make up a new conversation with the following structures.

A: What are you doing?	B: I'm doing ...
A: What is he/she doing?	B: He/She is doing ...
A: Is she/he doing ...?	B: Yes, she/he is. / No, she/he isn't.
A: Are you/they doing ...?	B: Yes, ... / No, ...

2 Look at the picture and match the places with the correct words or phrases.



- ___ A. library
- ___ B. playground
- ___ C. lab
- ___ D. computer room
- ___ E. dining hall
- 1 F. teachers' office
- ___ G. gym
- ___ H. classroom building
- ___ I. swimming pool

3a Listen and match. Pay attention to the structure of the Present Continuous.

Maria
Kangkang
Wang Li and Li Mei
Wang Wei and Lin Tao

are doing some cleaning
is reading
is running
are dancing

in the gym.
on the playground.
in the lab.
in the library.

3b Work in pairs. Make up conversations with the information in 3a.

Example:

A: ..., where is Maria?
B: She is ...
A: What is she doing now?
B: She is ...
A: Is Kangkang reading in the library, too?
B: No, he isn't. He is ...

A: Where are Wang Li and Li Mei?
B: They are ...
A: What are they doing?
B: They are ...
A: Are Wang Wei and Lin Tao dancing, too?
B: No, they aren't. They are ...

4a Listen and read the sounds and words aloud.

Letter	er		ew	ey/eigh		g	ge	gu/gue
Sound	/ɜ:/	/ə/	/ju:/	/eɪ/		/g/	/dʒ/	/g/
Word	her	father	dew	grey	eight	game	large	guess
	person	teacher	few	they	weight	grape	orange	guide
	term	worker	new	obey	eighth	green	page	dialogue

4b Read aloud and compare the sounds of the colored letters.

/i:/-e/ sea head need neck even ever weak dead
/ə-ɜ:/ again early paper person worker work winter word
/g-dʒ/ bag page league large grow age guest orange

Section
B

1a Look, listen and say.

(Li Ming and Kangkang are in the school library.)

1 Li Ming: Excuse me, may I borrow some English workbooks?

Girl: Of course. Many students are using them.

(The girl looks for the books on the shelves.)

Girl: Here you are.

Li Ming: Great! How long can I keep them?

Girl: Two weeks. You must return them on time.

Li Ming: Sure, I will. Thank you.

Girl: You're welcome.

2 Kangkang: Excuse me, do you have any English newspapers?

Girl: Sorry, we don't have any.

Kangkang: Thank you all the same. Bye!

Girl: Bye!



1b Listen to 1a and mark T (True) or F (False).

1. Li Ming and Kangkang want to borrow some English workbooks. ()

2. Li Ming can keep the books for two weeks. ()

3. There are many English newspapers in the library. ()

1c Work in pairs and practice 1a. Then make up new conversations about borrowing things from others. You may use the following expressions.

Excuse me, may/can/could I borrow ...?

Excuse me, do you have ...?

How long can I keep it/them?

You must return it/them on time.

Thank you. / Thank you all the same.

2a Listen and complete the conversation with the correct words or phrases.

(Michael and a girl are talking at the Lost and Found.)

Girl: Can I help you?

Michael: I'm looking for my _____ (money, bag, wallet).

Girl: Well, what color is it?


Michael: It's _____ (purple, blue, black).

Girl: What's in it?

Michael: My _____ and _____ (ID card, family photo, some money, student card).

Girl: Oh. Here is a wallet, but it isn't yours.

Michael: Thank you all the same.



2b Work in pairs. Practice 2a and make up a new conversation with the following information.

Yukio can't find his schoolbag. It's black. Some books, a green T-shirt and his student card are in it. The number of his student card is 7215.

2c Read the notices and help Michael write one with the information in 2a.

Please call Michael.
Tel: 821-7551

LOST
My school student card
My name is Rick. Please call
882-8651. Thank you!


FOUND
A coat
Please call the Lost and Found.
Tel: 821-3651

Section C

1a Read and understand.

Look at the pictures and describe what the students are doing.

(Miss Wang is showing a new student around the school.)



TIP
Reading aloud will help improve your pronunciation and fluency.

(On the playground) A few students are running around the playground. Some students are having a soccer game. Some students are playing basketball. Look! Many students are sitting there and watching.

(In the gym) Three students are swimming in the swimming pool. What about the girls over there? Oh! They are dancing. But Helen isn't dancing with them. She is playing ping-pong with Ann.

(In the classroom) Look at your classmates. They are not having lessons. Kangkang is reading English newspapers. Michael is doing his homework. Is Wang Wei doing his homework, too? Oh, no! He is writing a letter. What are Jane and Maria doing? They are talking. Where is Sally? Aha, she is cleaning the blackboard at the back of the classroom.

1b Read 1a and match the activities with the students.

- some students
- a few students
- Helen and Ann
- three students
- Kangkang
- Sally

- play ping-pong
- swim
- run
- clean the blackboard
- read English newspapers
- have a soccer game

1c Underline the structure *be+v.-ing* in 1a and read the sentences aloud.

Example:

Some students are having a soccer game.

2a Look at the pictures and complete the sentences.



Example:
The boy is drawing pictures.
He isn't cleaning the blackboard.



1. The girl _____ her homework.
She _____ a letter.



2. The girls _____ oranges.
They _____ orange juice.



3. I _____ to music.
I _____ a song.



4. The man _____ TV.
He _____ on a computer.



5. The students _____ games. They _____ an English class.

2b Ask and answer questions with the information in 2a.

Example:

A: Is the boy cleaning the blackboard?

B: No, he isn't.

A: What is he doing?

B: He is drawing pictures.

3 Observe what your classmates around you are doing now. Then write a short passage to describe them.

4a Read and complete the sentences.

- _____ /eɪt/ students are playing a guessing game with the _____ /gest/.
- _____ /ðeɪ/ practice the _____ /njuː/ dialog with the _____ /'pɜːns/.
- My father and mother like the green _____ /'brɪndʒ/.

4b Chant and pay attention to the stress and liaison (˘).

'Here is the 'father.

'Father and 'mother.

'Here is the 'mother.

'Sister and 'brother.

'Here is the 'sister.

'Hand in 'hand.

'Here is the 'brother.

With 'one a'nother.



Section
D

Read through Sections A-C and fill in the blanks with the correct words.

Grammar

Present Continuous

_____ you doing your homework?	Yes, I am. / No, I'm not.
_____ we reading?	Yes, we are. / No, we aren't.
_____ Kangkang reading in the library, too?	Yes, he is. / No, he isn't.
_____ Wang Wei and Lin Tao dancing, too?	No, _____.
What are you doing?	_____ looking for my wallet.
What is he/she doing now?	_____ reading.
What are Jane and Maria doing?	_____ talking.

Functions

Excuse me, _____ some English workbooks?	Of course.
_____ can I keep them?	Two weeks.
You must return them on time.	Sure, I will. Thank you.

How well do you know Sections A-C? Now do the following tasks and check.

1 Listen to the passage and complete the table.

Person	Activity	Place
Jane		in the room
Maria	is dancing	
Kangkang		on the playground
Michael	is swimming	
The teachers		in the office

- 2 Read the passage, **circle** the activities and **underline** the places. Then number the pictures.

Wen Wei is my good friend. Here are some photos of his. Look! He is running in the gym in Picture 1. In Picture 2, he is swimming in a swimming pool. He looks happy because he loves swimming. In Picture 3, he is talking to a Japanese girl on the Great Wall. The Great Wall is wonderful. I also want to visit it one day.



- 3 Let's sing.

What Are You Doing?

1=D $\frac{2}{4}$								
5 . 6	5	4	3	1	<u>2</u> <u>2</u>	5	<u>3</u> <u>3</u>	1
What	are	you	doing?	I'm	writing.	I'm	writing.	
What	are	you	doing?	I'm	singing.	I'm	singing.	
5 . 6	5	4	<u>3</u> <u>3</u>	1	2	2	5-	1- 1- :
Who	are	you	writing	to?	I'm	writing	to	you.
Who	are	you	singing	to?	I'm	singing	to	you.

Project

Describing What They Are Doing

1. Work with your partner to find the differences between the following two pictures.




2. Write a passage.

You may begin like this:


Three boys are swimming in Picture 1, but they are fishing in Picture 2 ...

TOPIC 3 My school life is very interesting.



1a Listen, look and say.

Helen: What day is it today?
 Jane: Wednesday. It's my favorite day.
 Helen: Why?
 Jane: Because we have a music class on Wednesday. I like it very much.
 Helen: Listen! What class are they having?
 Jane: They are having a music class.
 Helen: No. I think they are having an English class.
 Jane: You are right.
 Helen: What time is the class over?
 Jane: At twenty to eleven.
 Helen: What time does the next class begin?
 Jane: At ten fifty.



1b Listen to 1a and fill in the blanks.

Jane and Helen are talking about their favorite day. Jane likes _____ very much because she has a _____ class on that day. The students are having an _____ class now. The class is over at _____ and the next class begins at _____.

1c Work in pairs and practice 1a. Then make up new conversations with the following information.



Monday
 Physics
 15:20-16:00



Tuesday
 Geography
 10:00-10:40



Thursday
 P. E.
 10:50-11:30



Friday
 Art
 14:30-15:10

2

Look at Wen Wei's timetable and answer the following questions. Then make your own timetable in English.

Period	Subject Time	Day				
		Monday	Tuesday	Wednesday	Thursday	Friday
1	8:00-8:40	English	Chinese	English	Chinese	English
2	8:50-9:30	Chinese	English	Math	English	Computer science
3	10:00-10:40	History	Geography	Music	Math	Math
4	10:50-11:30	Math	Art	Biology	P. E.	Chinese
5	14:30-15:10	Geography	P. E.	Politics	History	Art
6	15:20-16:00	Biology	Math	Chinese	Biology	Class meeting

1. How many lessons does he have every weekday?
2. How many English lessons does he have every week?
3. What lessons does he have on Wednesdays?
4. Does he have a history class on Tuesdays?
5. It's 10:20 on Thursday morning now. What class is he having?

3a

Listen and read the sounds and words aloud.

Letter	ear			eir/ere	eer	gh	ght
Sound	/eə/	/ɪə/	/ɜ:/	/eə/	/ɪə/	/f/	/t/
Word	bear	dear	early	their	cheer	cough	eight
	pear	hear	earth	there	engineer	enough	fight
	wear	near	learn	where	pioneer	laugh	daughter

3b

Listen and check (✓) the word you hear in each group.

1. A. bear B. hear C. near D. dear
2. A. cheer B. dear C. wear D. fear
3. A. laugh B. fight C. cough D. enough
4. A. early B. learn C. earth D. pear

Section
B

1a Look, listen and say.



Zhou Yan: What book are you reading, Maria?

Maria: I'm reading an English book.

Zhou Yan: I think you must like English very much.

Maria: Yes. It's easy and interesting. What do you think of it?

Zhou Yan: I don't like it. It's a little difficult. I like history very much because it's very interesting.

Maria: My history is not good. Can we help each other?

Zhou Yan: Good idea!

Maria: Oh, it's time for class. Let's go.

Zhou Yan: OK.

1b Listen to 1a and complete the table.

Name	Subject	😊/☹️	Reason
Zhou Yan			
Maria			

1c Work in pairs. Practice 1a and make up a new conversation about your favorite subject.

2a Ask and answer questions with your partner with the phrases in the box.

- | | |
|--------------------------|------------------------------|
| learning about the past | speaking English |
| singing and dancing | talking about a map of China |
| drawing pictures | working on computers |
| working on math problems | |

Example:

A: They are *learning about the past* in the class.

What class are they having?

B: They are having a *history class*.

2b Work in pairs. Look at the pictures and make up new conversations.

Example:

A: Which subject do you like best?


B: I like *history* best.

A: Why do you like it?

B: Because it's *easy* and *interesting*.

What do you think of it?

A: I think it's *difficult* and *boring*.



1



2



3



4

3 Work in groups. Survey your group members about the subjects they like or dislike and the reasons. Then report the result to the class.

Name	Like	Reason	Dislike	Reason
Tom				
...				

Section C

TIP
Making predictions before reading helps you read more effectively.

1a Read and understand.

Read the following sentences and circle True or False. Then read the passage and check your answers.

- | | | |
|---|------|-------|
| 1. Hu Bin likes his school life a lot. | True | False |
| 2. Hu Bin likes math best. | True | False |
| 3. Hu Bin has six classes every weekday. | True | False |
| 4. Swimming is his favorite outdoor activity. | True | False |

My School Life



Hi! I'm Hu Bin, a student of Class 1, Grade 7. At school, my teachers and classmates are very kind to me. My school life is very interesting. I like it very much.

Classes begin at 8:00 a.m. I have four classes in the morning and two classes in the afternoon. I study Chinese, English, math, politics, art, history, geography, biology and some other subjects. English is my favorite subject, and I often speak English with my classmates. I also like P. E. and music. But I don't like math. I think it's a little difficult and boring. What do you think?

After school, I often play basketball with my classmates. It's my favorite outdoor activity. Sometimes I swim in the swimming pool. Sometimes I draw pictures with my friends in the park. I go to the school library every Tuesday and Thursday.

Do you think my school life is very interesting? What about yours? Can you tell me something about it?

1b Read 1a again and fill in the blanks.



Hu Bin is a student of Class 1, Grade 7. His school life is very _____. Classes _____ at 8:00 a.m. He _____ Chinese, English, politics and some

other subjects. He _____ English best. But he _____ math. He _____ it's a little difficult and boring. After school, he often _____ basketball with his classmates. It's his favorite outdoor activity.

- 2 Read the news and posters to learn about Hu Bin's interesting school life. Then write a piece of news or make a poster to show your own school life.

A Soccer Game

Attention, please! There is a soccer game between Class One and Class Two on the playground at 5:00 this afternoon. Please come and watch it.



- 3 Write a letter to Hu Bin to tell him about your school life.

You may begin like this:

Dear Hu Bin,

I'm a student of ...


- 4a Read the words and underline the letters with the sound /ɜ:/, /ɪə/, /eə/, /f/ or /t/.

Example: search bright

here	chair	clear	wear	early	cheer
bought	caught	cough	light	sight	learn

- 4b Read the chant, paying attention to the rhythm. Then listen and repeat

'Where is the 'bear?
He's 'there in a 'chair!
'Please don't go 'near.
You'd 'better stay 'here.



Section
D

Read through Sections A-C. Pay attention to the underlined part of each sentence and fill in the blanks with the correct words.

Grammar

Present Simple

I often speak English with my classmates.

He usually plays soccer, but he doesn't play basketball.

They usually have lunch at school.

Present Continuous

I am reading an English book.

The boy is drawing pictures. He isn't cleaning the blackboard.

They are having a music class.

Functions

_____ are they having?	They are having a music class.
_____ does the next class begin?	At ten fifty.
_____ English lessons does he have every week?	Five.
I don't like it. It's a little difficult.	My school life is very interesting.
My teachers and classmates are very kind to me.	

How well do you know Sections A-C? Now do the following tasks and check.

1 Listen to the conversations and complete the table.

Name	Day	Activity	Place
Kangkang	Wednesday		
Maria		read books	library
Li Yang	Sunday		
Ellen		have a biology class	

2 Read the letter and answer the following questions.

Dear Sir, February 28th

I'm a student in Grade Seven. I like our school newspaper, *School Times*, very much. I like reading it with my friends. I think *My Favorite Music* and *Science Today* are interesting. *Science Today* is my favorite. I can learn a lot from it. I think our school newspaper is wonderful.

Thank you for your hard work!

Yours,
Li Mei

1. What does Li Mei do?
2. What's in the school newspaper?
3. Why does she like *Science Today* best?
4. How does Li Mei like the school newspaper?

Project

Assessing Your Study Habits

1. Read the following passage about the study habits, paying attention to the words, such as *never*, *often* and *seldom*.

I usually do my homework after supper. When I study English, I never listen to English CDs. Sometimes I use a dictionary to learn new English words. I also always study English grammar. But I seldom speak English after class. I really should speak English more often. I usually read English stories every week, and I always write new sentences every day.

2. Write a passage about your own study habits with the words in the box.

usually never sometimes always seldom often

3. After you finish your work, compare your study habits with your partner's. Then discuss how to improve them.

Review of Unit 5

1 Read the examples carefully and work out the rules of pronunciation. Then complete the other sentences with the words in the box.

ears meat pears bread she

Example: — Hey, how are they? — They are fine.

Mom, now I know the ABC song.

- 1) He hears with his _____.
- 2) Eat the _____ before school.
- 3) He is washing his ears and she is washing some _____.
- 4) — Tom, read the book. — No, I want to eat a loaf of _____ first.
- 5) — Look, he is eating his apple. — Yes, but _____ is reading her book.

2 Listen, put the following words into the correct places and then chant.

best class history play

I like to learn geography,
biology and _____.

These subjects we must learn in _____.


If we work hard we'll surely pass.

I try to do my best each day,
both in my work and in my _____.

And if I always do my _____,

I need not care about the test.

3a Listen to the sentences and number the pictures.



3b Look at the pictures in 3a. Then ask and answer questions about the pictures.

Example:

What does Bob do?

Is he working now?

What's he doing?

Where is he now?

4 Write a few sentences about each picture in 3a. The questions in 3b may help you.

Example:

Bob is a doctor, but he isn't working now. He is playing computer games in his study.

5a Listen to the passage and fill in the blanks with the words in the box.

never seldom every day sometimes often usually always twice

Maria's Happy Life

Maria _____ gets up at half past six and has breakfast with her parents at seven o'clock. She _____ goes to school at a quarter past seven, and _____ by bus sometimes by bike, but _____ on foot.

Maria _____ has lunch at school. She has six classes _____, four in the morning and two in the afternoon. After school, she _____ plays basketball or soccer with her classmates.

Maria _____ gets back home by underground at half past five and has dinner at half past six. After dinner, she _____ goes out for a walk with her parents. Then she does her homework. She _____ watches TV in the evening on weekdays.


On weekend (周末), Maria _____ gets up late, for she goes shopping with her mother every Saturday morning and goes swimming every Sunday morning. She goes to see a movie with her friends _____ a week.

5b Read the passage in 5a and complete the table.

Time	Activity	Way
6:30 a.m.	gets up	
	has breakfast	with her parents
7:15 a.m.		by bus or by bike
	has lunch	
after school		by underground
6:30 p.m.		
	goes out for a walk	
after the walk		
	goes shopping	with her mother
Sunday morning		
		with her friends


UNIT 6 Our Local Area

TOPIC 1 There is a study next to my bedroom.



1a Listen, look and say.

Jane: Welcome to my new home, Maria!
 Maria: Thanks, Jane. You have a beautiful garden.
 Jane: Thanks. I like my new home.
 Maria: Where is your bedroom?
 Jane: It's on the second floor. There is a study next to my bedroom.
 Maria: What's in your study?
 Jane: There is a sofa, a desk, some books and so on.
 Maria: Great! I like books.
 Jane: Why not go upstairs and have a look?
 Maria: Let's go.



There is a sofa, a desk, some books and so on.

1b Listen to 1a and choose the correct answer.

Jane and Maria are talking about Jane's _____.

- A. new study B. new home C. beautiful garden

1c Read 1a and fill in the blanks.

This is Jane's home. There _____ a beautiful garden. Her bedroom is _____ the second floor. A study is _____ her bedroom. In her study, there _____ a sofa, a desk, some books and so on.

2a Look at the picture. Then listen and match the words or phrases with the pictures.

- A. bedroom
- B. study
- C. kitchen
- D. dining room
- E. living room
- F. garden
- G. bathroom




2b Work in pairs. Describe the picture in 2a with the following structures.

This is a nice home. There is/are ... on the first/second floor ...

bedroom living room garden bathroom
study dining room kitchen

3 Draw a picture of your home and then talk about your favorite room with your group members.



1. What kinds of rooms are there in your home?
2. Where are they?
3. Which is your favorite room? Why?
4. What's in the bedroom/living room/...?

4a Listen and read the sounds and words aloud.

Letter	i+nd, ld		igh	-ing	l/l	m/mn
Sound	/aɪ/		/aɪ/	/ɪŋ/	/l/	/m/
Word	find	child	high	eating	leaf	mad
	kind	mild	light	finding	luck	mail
	mind	wild	night	sing	tell	autumn

4b Listen and choose the correct answers.

1. Miss Li kisses the _____. (A. child B. mild)
2. Her mother is very _____. (A. blind B. kind)
3. He can't find the night _____ in the dark. (A. light B. fight)
4. The _____ (A. king B. wing) likes to _____ (A. sing B. ring) in autumn.

Section B

1a Look, listen and say.

(Maria and Jane are going upstairs and talking about Jane's study.)

Maria: Are there any English books in your study?

Jane: Yes. There are many English books.

Maria: Is there a computer in your study?

Jane: Yes, there is.

Maria: Good! We can study on the computer.

What is on your desk?

Jane: My computer is on the desk. There are also some books and a lamp.

Maria: Is there a clock on your desk?

Jane: No. But there is one next to my family photo on the wall. The sofa is near the desk.



(On the second floor)

Jane: Come in, please.

Maria: Wow! There are so many books on the shelves. Aha, there's a football under the chair! You have a nice study.

Jane: Thank you.

1b Listen to 1a and mark T (True) or F (False).

1. The sofa is near the desk. ()
2. There is a clock on the desk. ()
3. The football is under the desk. ()
4. Jane's study is nice. ()

1c Work in pairs and practice 1a. Then make up a new conversation about the study, bedroom, living room or other rooms in your home with the following structures.

A: Where is your ...?

B: It's ...

A: Is/Are there ...?


B: Yes, there is/are.

No, there isn't/aren't.

A: What's in/on/behind/under ...?

B: There is/are ...

2 Look at the first two pictures and read the conversations below them. Then ask and answer questions about the other two pictures.



a tree/in front of the classroom



two students/in the front of the classroom

A: What's in front of the classroom?
B: There's a tree in front of it.

A: Are there two students in the front of the classroom?
B: Yes, there are.

A: Is there a student in front of the classroom?
B: No, there isn't.

A: Is there a teacher in the front of the classroom?
B: No, there isn't.



a guitar/near the window



books/on the shelves

A: ...
B: ...

A: ...
B: ...

3 Look at the pictures and complete the conversations. Then listen and check.



Mom: What's _____ the table?

Bob: _____ some keys. I think they're Judy's.

Judy: Oh, yes, they are my _____.

Mom: Don't put them there. Put them away, please.

Judy: OK, Mom.

Dad: What's _____ the door?

Jeff: _____ a football behind it. I think it's Alan's.

Alan: Oh, yes, it's mine. My dog is playing with it.

Dad: Put it _____, please. You must look after your things.

Alan: OK, Dad.



Section
C

1a Read and understand.

Look at the picture and discuss the following questions.

1. How many rooms are there in the picture?
2. Do you like the home in the picture? Why?

My Home


This is my home. There is a small garden in the center of the yard. And there are many beautiful flowers in the garden. But there aren't any trees.

At the back of the yard, there is a nice house. There are three bedrooms, a large living room and a study in it. I love playing on the computer in the study. Near the house, there is an apple tree. Some birds are singing in the tree.

On the left of the yard, there is a kitchen and a dining room. Our bathroom is on the right of the yard. Can you see a red car next to the bathroom? That's my father's.

Now I'm helping my father clean the study. My mother is cooking in the kitchen.

I love my home very much.



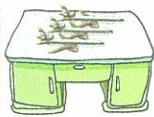
1b Read 1a and answer the following questions.

1. What's in the center of the yard? _____
2. What's at the back of the yard? _____
3. What's on the left of the yard? _____
4. What are the people doing? _____

1c Read 1a again and underline the phrases, such as *in the center of*, *at the back of*, *on the left of*. Then describe "My Home". The following sentences and 1a may help you.

This is my home. In the center of the yard ... At the back of ... On the left of ...
I love my home very much.

2 Look at the first two pictures and read the conversations below them. Then ask and answer questions about the other two pictures.



model planes/on
the desk

A: What's on the desk?

B: There're some model planes on it.

A: How many model planes are there?

B: There are three.



water/in the bottle

A: Is there any water in the bottle?

B: Yes, there is.

A: How much water is there?

B: Only a little.



birds/in the tree

A: ...

B: ...



milk/in the glass

A: ...

B: ...

3a Read and write the words by yourself. Pay attention to the stress in each pair. Then listen, check and repeat.

1. /faɪnd/ _____ /'faɪndɪŋ/ _____

2. /faɪt/ _____ /'faɪtɪŋ/ _____

3. /sɪŋ/ _____ /'sɪŋɪŋ/ _____



4. /tel/ _____ /'telɪŋ/ _____

3b Listen and complete the sentences. Then read them aloud.

1. Last _____, I saw a _____ fly _____ in the sky.

2. The _____ likes the yellow _____ and
the _____ likes the blue one.

3. The _____ is very _____ to us.



Section
D

Read through Sections A-C and fill in the blanks with the correct words.

Grammar

There is/are

There ___ a sofa, a desk, some books and so on.

There ___ some model planes on it.

___ there a computer in your study? Yes, there is. / No, there isn't.

___ there two students in the front of the classroom? Yes, there are. / No, there aren't.

What's on the desk? There ___ some keys on it.

How many model planes _____ there? There are three.

How much water _____ there? Only a little.

Prepositions

in

on

behind

under

near

next to

in front of

in the front of

in the center of

on the left/right of

at the back of

Functions

Don't put it/them there.

Put it/them away, please.

You must look after your things.

How well do you know Sections A-C? Now do the following tasks and check.

1

Look at the pictures and fill in the blanks with *in*, *on*, *under*, *behind* or *in front of*.



A: Where is the guitar?

B: It's _____ the wall.

A: Where are the shoes?

B: They're _____ the bed.




A: Where is the computer?

B: It's _____ the desk.

A: Where are the footballs?

B: They're _____ the box.



A: There are two big trees _____ the house.

There is a red car _____ the trees. And there are some books _____ the chair. Can you see the cat?

B: Yes, it's _____ the chair.

2 Suppose you are Wang Wei. Read the letter from your pen pal, Tom, and then reply to the letter.

Dear Wang Wei,

I'm writing this letter to tell you about my new home.

We have a new home. In front of the house there is a beautiful garden. There are many flowers in it. They are red, yellow, pink and white. Behind the house there are some tall trees. Many birds are singing in the trees. In the house there are many rooms. There are three bedrooms, a living room, a dining room and a bathroom. These rooms are very nice. I like my new home.

Is my new home beautiful? Write to me about your home.

Yours,
Tom

Project

Talking About Your Room

1. Survey your classmates about the things in their rooms and complete the table. You can use *What's in your room?/ Where is/are ...?*

Name	Things and positions
Kangkang	TV/on the table, shoes/under the bed ...
Michael	chair/near the desk, books/on the shelves ...
...	

2. Report the result of the survey to the class.

You may begin like this:

In Kangkang's room, there is/are ... But in Michael's room, there is/are ...

TOPIC 2 My home is in an apartment building.



1a Listen, look and say.

Kangkang: Wang Wei, what kind of home do you live in?

Wang Wei: It's a townhouse with two floors.

Kangkang: Do you live with your grandparents?

Wang Wei: No, they live in a big farmhouse in the country.

What about your home?


Kangkang: It's an apartment.

Wang Wei: How many floors are there in your building?

Kangkang: There are seven.

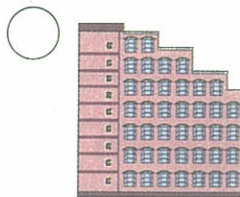
Wang Wei: Do you like living there?

Kangkang: Yes. Oh, Michael is looking for an apartment near our school. Let's help him.



1b Listen to 1a and match the buildings with the people.

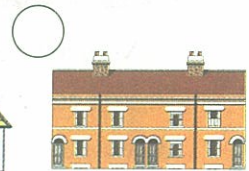
- | | |
|-------------------------------|-----------------------|
| A. Kangkang | <input type="radio"/> |
| B. Wang Wei | <input type="radio"/> |
| C. Wang Wei's
grandparents | <input type="radio"/> |



apartment building



farmhouse



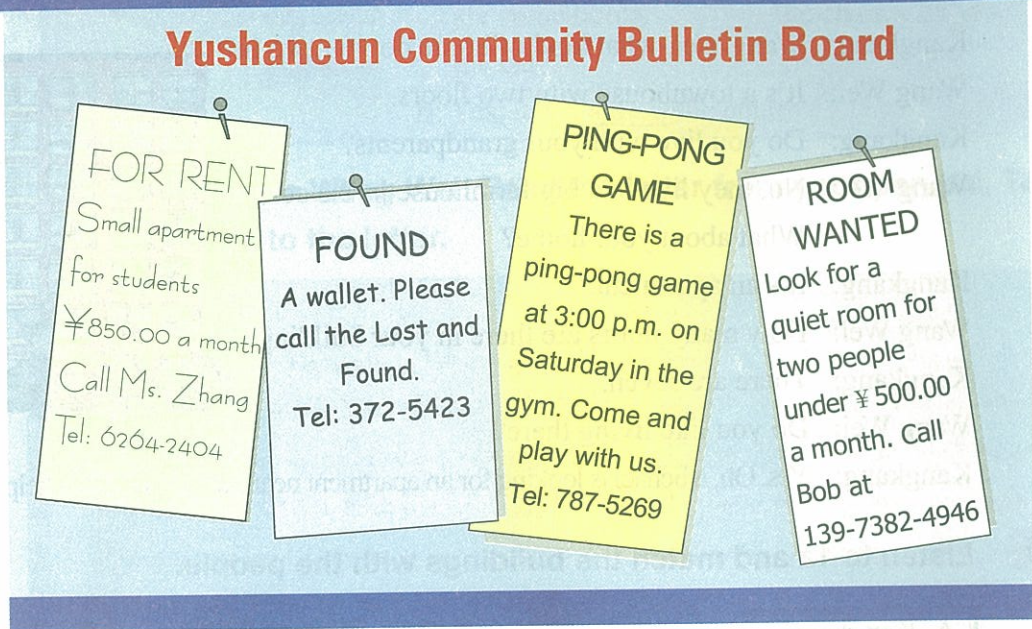
townhouse

1c Work in pairs and practice 1a. Then make up a new conversation with your partner.

2 Listen to the conversation and choose the correct answers.

- () 1. What kind of home does Michael want to rent?
A. A townhouse. B. An apartment. C. A farmhouse.
- () 2. Does Michael want to rent a quiet room for students?
A. Yes, he does. B. No, he doesn't. C. We don't know.
- () 3. Michael wants to rent a room under _____ a month.
A. ¥ 900.00 B. ¥ 960.00 C. ¥ 800.00
- () 4. What do they want to write?
A. FOR RENT B. FOUND C. ROOM WANTED

3a Look, read and complete the sentences.



1. Michael can rent a small apartment for _____ a month from Ms. Zhang.
2. You can rent a room for two people to _____ for ¥480.00 a month.
3. We can watch a ping-pong game at _____ p. m. on _____ in the gym.
4. I can't find my wallet. I can call _____.

3b Work in groups. Suppose you want to rent a house from/to others. Discuss how to write an ad and then write it down.

4a Listen and read the sounds and words aloud.

Letter	o		o + st, ld	oa	h	
Sound	/əʊ/	/ɒ/	/əʊ/	/əʊ/	/h/	silent "h"
Word	hole	drop	post	boat	happy	hour
	joke	shot	cold	coat	hen	honest
	rose	lock	told	road	hope	yoghurt

4b Read the words by yourself. Then listen, check (✓) and repeat.

- nose pole pot hot goat
 road fold gold hour ghost

Section B

1a Look, listen and say.



Michael: Excuse me, I'm Michael, your new neighbor.

Mary: Oh, welcome! I'm Mary. Would you like me to help you?

Michael: Yes, thanks. I'm looking for a store. Are there any near here?

Mary: Yes, there is one in front of our building.

Michael: OK. And is there a bank near here?

Mary: Well, there is one on the street corner.

Michael: Thanks.

1b Listen to 1a and fill in the blanks.

Michael is Mary's new _____. He is looking for a _____ and a _____. The store is _____ the building and the _____ is _____ the street corner.

2a Look at the pictures and learn the new words. Then match them with the phrases.

TIP
Reading the English words around you every day is a good way to enlarge your vocabulary.



post office



bookstore



library



parking lot



supermarket



hospital



bank



railway station

_____ bank keep money _____ park buses _____ take trains _____ see a doctor
 _____ buy things _____ post letters _____ buy books _____ borrow books

2b A. Listen to the passage and check (✓) the places you hear.


<input type="checkbox"/> bookstore	<input type="checkbox"/> restaurant	<input type="checkbox"/> post office
<input type="checkbox"/> parking lot	<input type="checkbox"/> railway station	<input type="checkbox"/> hospital
<input type="checkbox"/> bank	<input type="checkbox"/> supermarket	<input type="checkbox"/> park

B. Listen again and write the places in the correct positions.

bank	apartment	
		restaurant

3a Look at the picture and put the following sentences in the correct order. Then practice the conversation.

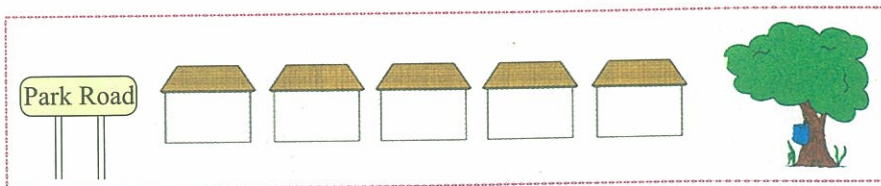
- () Ms. Li: Oh, it's very nice of you. Thank you.
- () Ms. Li: Excuse me, my bag is very heavy.
Could you help me?
- () Michael: You're welcome.
- () Michael: Of course. I live here.



3b Suppose your neighbor comes to borrow your bike. What would you say? Make up a conversation with your partner. You can use the sentences in 3a.

4 Read and write the name of each neighbor.

Five Neighbors



Mr. Smart lives at the end of Park Road. There are no houses on the right, but there is a tall tree. Mr. Jackson lives between Mr. Smart and Mr. Brown. Mr. Jones lives next to Mr. Brown. He also lives next to Mr. Watson.

Section C

1a Read and understand.

Work in pairs and complete the following tasks before reading.

1. Look at the picture and say the following places in English, such as shops, school ...
Then read the passage and underline them.
2. Do you like living there? Why?



My name is Linda. I live in Yushancun. It's a quiet community. There are many old people living here. Many families with young children live here, too. They are all kind to each other.

There are a lot of tall buildings and small gardens in our community. My home is in an apartment building. Behind the building, there is a sports center. People often do sports there. There are many shops and restaurants close to my home. There is a supermarket near Xinhua Bookstore and there is a hospital behind the supermarket. Our school is not far from here. There is a community service center in our area. We can call it for help.

People all love the community and we have a colorful life here!

1b Read 1a and fill in the blanks.

What's in the community?

1. Many people live there. They are
 - 1) Linda;
 - 2) _____;
 - 3) _____.
2. There are a lot of tall buildings.

3. There are a lot of small gardens.
4. There are two centers: _____ and a community service center.
5. There are 1) many _____ and _____;
 2) a supermarket;
 3) a _____;
 4) a hospital;
 5) a _____.

1c Read 1a again and **circle** True or False.

- | | | |
|---|------|-------|
| 1. Linda lives in a quiet community. | True | False |
| 2. People in Yushancun are very kind to each other. | True | False |
| 3. In front of the building there is a sports center. | True | False |
| 4. Behind the supermarket there is a hospital. | True | False |
| 5. People can call the community service center for help. | True | False |

2 Write a short passage about your community. The structures in 1b may help you.

3a Listen and **circle** the word with the different sound in each group.

- | | | | |
|--------------|---------|---------|------------|
| 1. A. dog | B. cold | C. fold | D. post |
| 2. A. honest | B. help | C. hour | D. yoghurt |
| 3. A. boat | B. coat | C. road | D. shot |
| 4. A. hole | B. joke | C. rose | D. box |

3b Listen and read the chant aloud, paying attention to the sound /ɒ/ and the liaison (∪). Then draw the rising tone (↗) and the falling tone (↘).



A Rock or a Sock?

A sock ∪ or a rock?

A rock ∪ or a sock?

It's not a rock.

It's not a sock.

It's a clock.



Section
D

Read through Sections A-C and fill in the blanks with the correct words.

Grammar

There is/are

There _____ a community service center in our area.
There _____ many old people living here.
_____ there a bank near here? _____ there any near here?

Functions

What kind of home do you live in?	It's a townhouse with two floors.
How many floors _____ in your building?	There are seven.
Do you like living there?	Yes, I do.
Michael is looking for an apartment near our school.	Let's help him.
Could you help me?	Of course.


How well do you know Sections A-C? Now do the following tasks and check.

1 Listen to the passage and choose the correct answers.

- I'm from _____.
A. England B. China C. America
- I live in a small _____.
A. farmhouse B. townhouse C. apartment
- I like _____ best.
A. the study B. the bedroom C. the kitchen
- _____ and I often read books in the study.
A. My father B. My mother C. My sister
- The dog sleeps in _____.
A. the living room B. the garden C. the bedroom

- 2a** Look at the pictures and discuss the differences between cities and the countryside. Then read the passage and check your ideas.

Many people are moving from the countryside to cities for work. Cities are large and interesting but they are noisy. The traffic is heavy and the cost of living is high. Now some of these people miss country life. In the countryside, there are many houses with big yards. The air is fresh and life is quiet. Many people like living there.



- 2b** Read 2a again and list the key words or phrases. Then add more.

City	Countryside
large	big yards
_____	_____
_____	_____

- 3** Do you like living in a city or the countryside? Write a passage about your ideas and try to use the words in 2b.

Project

Telling Others Your Ideal Home

1. Work in groups and collect words about rooms and furniture in homes.

Room	bedroom	study	...
Furniture	bed	chair	...

2. Discuss and design your ideal home, and then draw a picture of it.
 3. Choose one student from your group to describe his/her ideal home to the class.

TOPIC 3 Which is the way to the hospital?



1a Listen, look and say.



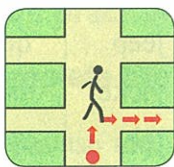
- 1 A: Excuse me, is there a bank near here?
B: Yes. Go up Xinhua Street to the end, and you'll find it on your left.
A: Thanks.
- 2 A: Excuse me, how can I get to the library?
B: Go along Xinhua Street and turn right at the first crossing. It's about twenty meters along on the left.
A: Thanks a lot.
- 3 A: Excuse me, which is the way to the hospital?
B: Go along Xinhua Street and turn left at the second crossing. Go across the bridge. It's on your right.
A: Thank you very much.

1b Listen to 1a and match the pictures with the correct sentences.

1. Go up this street to the end.

2. Turn right at the first crossing.

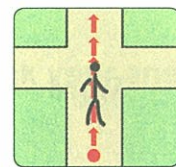
3. Turn left and go across the bridge.



()



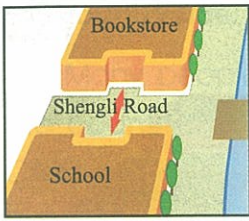
()



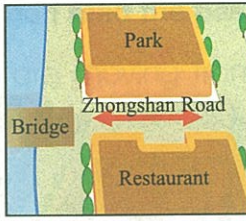
()

1c Look at the map in 1a. Suppose you are standing at A. Make up new conversations with your partner.

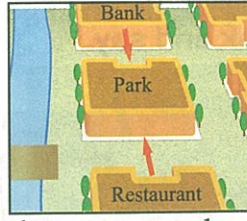
2a Look at the pictures and complete the sentences with the given words or phrases.



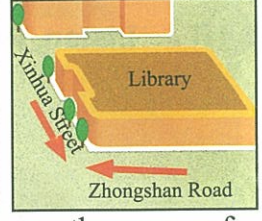
across from



on



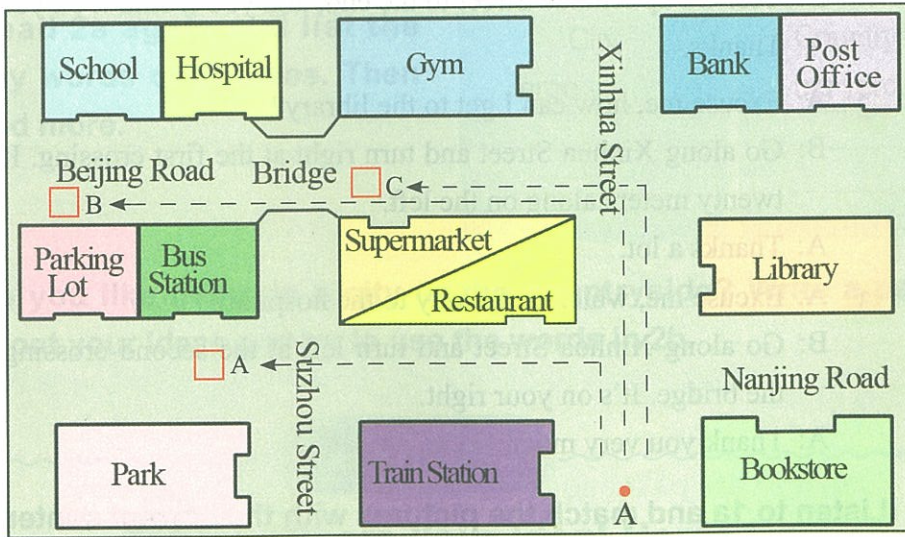
between ... and ...



on the corner of

- The bookstore is _____ the school.
- The restaurant is _____ Zhongshan Road, near the bridge.
- There is a park _____ the bank _____ the restaurant.
- The library is _____ Xinhua Street and Zhongshan Road.

2b Listen to the conversation and find the way to Jane's home.



3a Listen and read the sounds and words aloud.

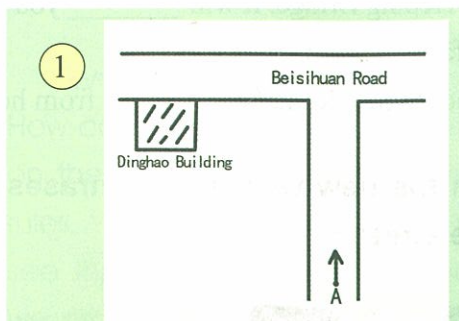
Letter	o + m, n, v, th	or		j	qu
Sound	/ʌ/	/ɜ:/	/ɔ:/	/dʒ/	/kw/
Word	come	word	fork	jeep	quick
	son	work	horse	jacket	quiet
	love	world	forty	job	quite
	brother				

3b Read the words by yourself. Then listen, check (✓) and repeat.

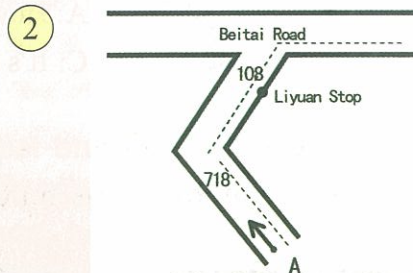
- | | | | | |
|--------------------------------|--------------------------------|---------------------------------|--------------------------------|--------------------------------|
| <input type="checkbox"/> some | <input type="checkbox"/> cover | <input type="checkbox"/> monkey | <input type="checkbox"/> other | <input type="checkbox"/> month |
| <input type="checkbox"/> Japan | <input type="checkbox"/> queen | <input type="checkbox"/> joke | <input type="checkbox"/> born | <input type="checkbox"/> word |

Section B

1a Look, listen and say.



A: Excuse me, could you tell me the way to Dinghao Building?
 B: Go along this road until you get to Beisihuan Road. Turn left and walk on. You'll see it on your left. You can't miss it.
 A: Thanks a lot.



A: Excuse me, where is Beitai Road?
 B: Beitai Road? It's about 15 kilometers away from here. First, you need to take Bus No. 718. Then you should change to the No. 108 bus at Liyuan Stop. It will take you there.
 A: Thank you very much.

1b Listen to 1a and write down the key words or phrases.


- A: To Dinghao Building.
 B: Go along → _____ → _____ → _____ → _____
- A: To Beitai Road.
 B: _____ kilometers → take Bus No. _____ → change to the No. _____ bus.

1c Underline the sentences in 1a about asking and giving directions. Then practice the conversations based on 1b.

2a Complete the conversations. Then listen and check your answers.

A: Excuse me, _____ the way to Zhongshan Park?
 B: Sorry, I don't know. You can go and ask that _____.
 A: Thank you _____.





A: Excuse me, _____ Zhongshan Park?

C: You need to _____ a bus. _____, you should take Bus No. 309 and then _____ to the No. 300 bus at Heping Bridge. It will _____ you there.

A: How far is it from here?

C: It's about ten kilometers _____ from here.

2b Look at the pictures and learn the new words and phrases. Then name some other things on the street.



sidewalk



public telephone



traffic lights



crosswalk

3 Look at each sign and match it with its meaning.

TIP You can learn words and phrases by connecting them to signs, symbols, diagrams and maps.



1



- 1. Turn left
- 5. No parking

- 2. No right turn
- 6. Crosswalk

- 3. No left turn
- 7. Parking

- 4. Turn right
- 8. Danger

Section C


1a Read and understand.

Look at the title of the passage and guess what the passage is about.

Keeping Safe on the Street

Every year many people get hurt or lose their lives in traffic accidents.

How can we keep safe when we are walking on the street? First, we must obey the traffic rules. We can cross the street only when we see the green "walk" sign. Second, before we cross the street, we must stop and look both ways — look left, look right and look left again. Third, we must never play on the street. Last, it's good to help children and old people cross the street. All of us should be very careful when we are walking on the street.



TIP
The words, *first, second, third and last* are useful. They will help you understand the passage better.

1b Read 1a and fill in the blanks. Then retell the passage based on the table.

How can we keep safe when we are walking on the street?	
First	We must _____ the traffic rules. We must cross when we see the _____ "walk" sign.
Second	We must _____ and _____ both ways.
Third	We must never _____ on the street.
Last	We should help _____ and _____ cross the street.
All of us should be very careful when we are walking on the street.	

2 Look at the pictures and match them with the sentences.



(1)



()



()



()

1. a ticket for speeding



2. a ticket for drunk-driving

3. a ticket for parking in the wrong place

4. a ticket for making a wrong turn


3 Match the following sentences with the pictures.

- A. Don't drive too fast.
- B. Stop when the light is red.
- C. Turn right.
- D. Don't park here.
- E. Be careful!
- F. Don't play on the street.



1. ()

2. ()



3. ()

4. ()

5. ()

6. ()

4 Work in groups. Discuss and write more traffic rules.



Don't drive after drinking.

5a Listen and complete each sentence with the correct word.

- 1. Jim, please be _____ (quiet, quick).
- 2. Now I can eat like a _____ (horse, cow).
- 3. _____ (Dove, Love) me, love my dog.
- 4. There are _____ (fourteen, forty) children and _____ (forty, four) jackets in the classroom.

5b Listen and read the chant aloud, paying attention to the sound /ʌ/.

'Mom, 'mom, 'mom.
 Your 'son has 'come.
 'Come, 'come, 'come.
 'Here comes 'mom.



Section
D

Read through Sections A-C and try to understand the following grammar points and functions.

Grammar

Prepositions

along across on the corner of across from between ... and ...

Imperatives

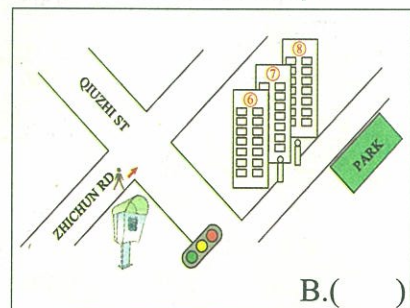
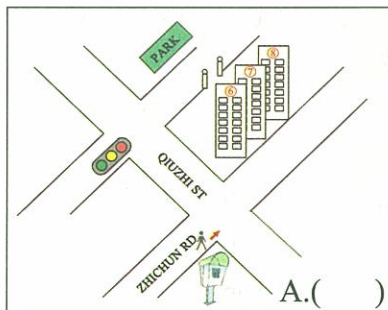
Be careful! Don't play on the street.
Turn right. Don't park here.

Functions

Excuse me, how can I get to the library?	Go along Xinhua Street and turn right at the first crossing.
Excuse me, which is the way to the hospital?	
Excuse me, could you tell me the way to Dinghao Building?	Go along this road until you get to Beisihuan Road.
Excuse me, where is Beitai Road?	You need to take Bus No. 718.
It's about 15 kilometers away from here.	You can't miss it.

How well do you know Sections A-C? Now do the following tasks and check.

1 A. Listen to the conversation and check (✓) the correct map.



B. Listen again and complete the conversation. Then draw the route on the correct map.

A: Hi! I'm calling from a public telephone on the corner of Zhichun Road and

Qiuzhi Street. Could you tell me _____ to your home?

B: First, turn _____ and go _____ Qiuzhi Street. Then turn _____ at the traffic lights. _____ down that road. You'll find a small park on your right. _____ the park there are many apartment buildings. I live in Apartment 309, Building 8.

2 Draw a map to show the way from your home to your school. Then write a passage about how to get to your school.

You may begin like this:

This is my home. When I go to school, first ...

3 Let's sing.

Traffic Lights

1=D $\frac{2}{4}$

5 1 1 | 1 1 | 5 1 1 | 1 - |
 "Stop," says the red light. "Go," says the green.

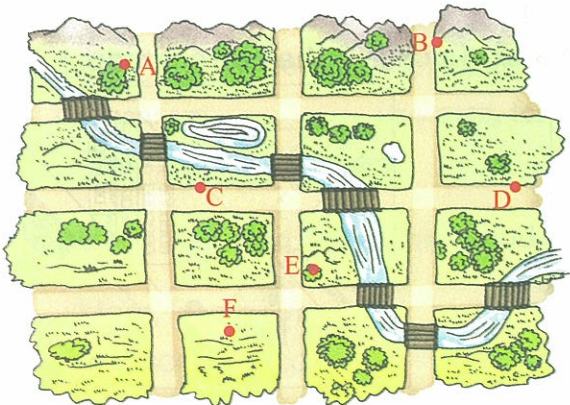
3 1 1 | 1 1 2 | 3 3 2 2 | 1 - :||
 "Wait," says the yellow light shining in between.



Project

Giving Directions

1. Look at the picture. Put the following six places wherever you like on A, B, C, D, E or F.



- | | |
|-------------|-------------|
| post office | supermarket |
| bookstore | hospital |
| bank | school |

Ask the ways:

- 1) from A to D
- 2) from B to E
- 3) from C to F
- ...

2. Make up conversations in pairs and then act them out in class.

Review of Units 5-6

1 Read and **circle** the word with the different sound for the red letters in each group.

- | | | | |
|----------------------|--------------------|-------------------|--------------------|
| 1) A. br ea k | B. br ea d | C. gr ea t | D. st ea k |
| 2) A. h er | B. p er son | C. t er m | D. f ath er |
| 3) A. b ea r | B. d ea r | C. p ea r | D. w ea r |
| 4) A. h ea r | B. e ar ly | C. e ar th | D. l ea rn |
| 5) A. th ei r | B. h er e | C. th er e | D. wh er e |

2a Listen to the passage and number the following things.


model plane

photo

1 _____

clock

window



computer

chair


guitar

keys

2b Look at the picture above and write sentences to complete the table.

1) The model plane is on the wall.	5) There is a computer on the desk.
2)	6)
3)	7)
4)	8)

3 Look at the picture and complete the passage.


Our school is at the foot of a hill. Near our school _____ a river . Along the river _____ many trees.

In front of the school building _____ a playground. _____ some students on the playground. They _____ a P. E. lesson. Some of them _____ on the playground. The other students _____ basketball.



4 Complete the passage with the correct form of each verb in the box.

have play be ride do not watch help talk take

There _____ three people in Wang Meng's family. His father and mother are both doctors. They usually _____ bikes to work. Wang Meng is a student. He _____ classes from Monday to Friday. After school, he often _____ his parents with housework . On Sundays, his parents often _____ him to the park.

Look at the picture. What _____ Wang Meng _____ now? Is he helping his parents with housework? No, he _____ with his model ship. Where are his parents? They are on the sofa. They _____ TV now. They _____. What a happy family!

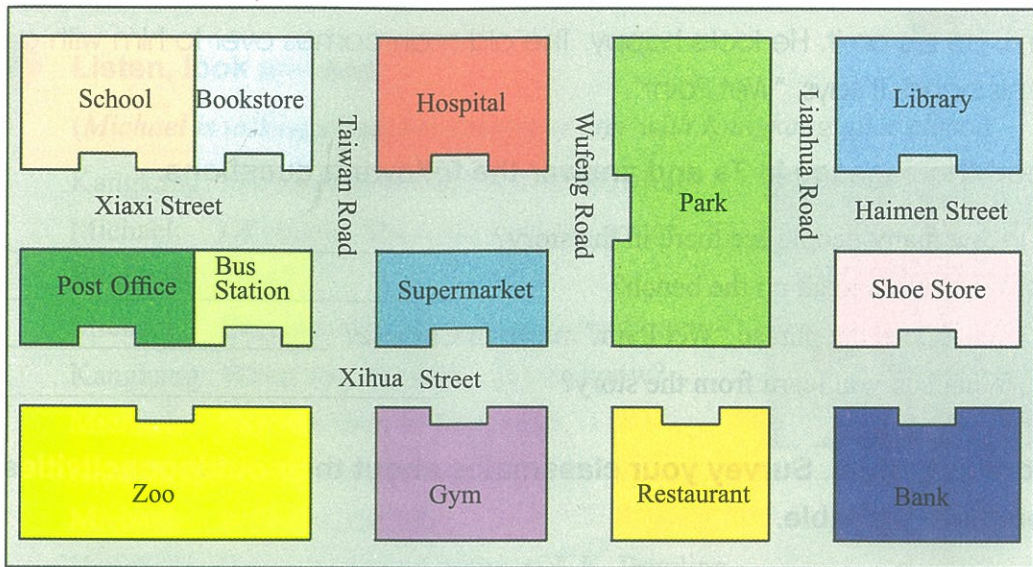


5 Complete the conversations with the correct sentences.

- 1) A: _____
B: I usually play basketball.
- 2) A: _____
B: She likes the red one best.
- 3) A: _____
B: He goes there three times a week.
- 4) A: _____
B: Sure. Here you are.
- 5) A: _____
B: He usually goes there on foot.

- a. How does Michael usually go to school?
- b. How often does he go to the library?
- c. Which one does she like best?
- d. What do you usually do after school?
- e. Excuse me, may I borrow your workbook?

6 Look at the map and answer the following questions.



- 1) How do you get to the library from the gym?


- 2) How can I get to the hospital from the bank?

- 3) Can you tell me the way from the zoo to the park?

- 4) Which is the way from the school to the supermarket?

7a Look at the picture and mark the following sentences T (True) or F (False).

- 1) The two men are running in the park. ()
- 2) The young man wants to sit on the bench. ()
- 3) The old man wants to sit on the bench. ()
- 4) In the end, there isn't any paint on the young man's trousers. ()

An old man and a young man are walking in the park. The young man is behind the old man. There is a bench  in front of the old man. The young man is very glad when he sees the bench. He wants to sit on the bench and have a short rest. He walks to the bench. He sees the old



man walking up to it, too. So he begins to run. Now he is in front of the old man. The old man says, "Don't sit on the bench!" But the young man doesn't listen to him. He sits on it. He looks happy. The old man comes over to him with a sign in his hand. It says, "Wet Paint".

7b Read the passage in 7a and answer the following questions.


- 1) How many people are there in the story? _____
- 2) Who wants to sit on the bench? _____
- 3) What does the phrase "Wet Paint" mean in Chinese? _____
- 4) What can you learn from the story? _____

8a Work in groups. Survey your classmates about their outdoor activities and complete the table.

Outdoor Activities


Name	Activity on weekdays	Activity on weekends

8b Write a passage based on 8a.



UNIT 7 The Birthday Party

TOPIC 1 When is your birthday?



1a Listen, look and say.

(Michael is talking about his favorite writer with Kangkang after class.)

Kangkang: Michael, do you know J. K. Rowling?

Michael: Of course. She is my favorite writer.

Kangkang: Why?

Michael: Because I like her novel *Harry Potter*.

Kangkang: When was she born, do you know?

Michael: She was born in July, 1965.

Kangkang: Where was she born?

Michael: In Wales, the UK.

Kangkang: Wow! You're a big fan of J. K. Rowling.



1b Listen to 1a and fill in the blanks.

Name: _____

Date of Birth: _____

Place of Birth: Wales, _____

Her Novel: _____

1c Work in pairs. Listen and read 12 months. Then ask and answer questions with the structures on Page 56.



A: When were you/was he/she born?

B: I/He/She was born in ...




A: Where were you/was he/she born?

B: I/He/She was born in ...

2a Read the first six years and then write the rest in English.

1840	eighteen forty	1900	nineteen hundred	1904	nineteen o four
1976	nineteen seventy-six	2000	two thousand	2008	two thousand and eight
1800	_____	1820	_____	1903	_____
1996	_____	2009	_____	2050	_____

2b Listen and write down the year or month in each conversation.



_____, 1879 September, _____ _____, 1983 February, _____

3a Listen and read the sounds and words aloud.

Letter	ou			ow		p	ph
Sound	/aʊ/	/u:/	/ʌ/	/əʊ/	/aʊ/	/p/	/f/
Word	count	group	country	grow	brown	help	elephant
	house	route	touch	slow	cow	party	photo
	mouth	through	tough	window	town	pencil	physics

3b Listen and circle the words with the sound /aʊ/ or /əʊ/.

/aʊ/ route phone cow how group window blouse low brown doubt

/əʊ/ down yellow touch grow slow borrow enough row blow own

Section B

1a Look, listen and say.

Jack: When is your birthday, Kangkang?

Kangkang: May 13th.

Jack: What's the date today?

Kangkang: It's May 8th.

Jack: Oh, your birthday is coming. Is it next Sunday?

Kangkang: Let me look at the calendar. Oh, yes, it is!

Jack: How do you plan to celebrate it?

Kangkang: My friends want to have a birthday party for me. Would you like to come?

Jack: Yes, I'd love to. Thank you.



1b Listen to 1a and match the questions with the correct answers.

- | | |
|-------------------------------------|---|
| 1. When is your birthday, Kangkang? | A. It's May 8th. |
| 2. What's the date today? | B. May 13th. |
| 3. Is it next Sunday? | C. Let me look at the calendar. Oh, yes, it is! |
| 4. How do you plan to celebrate it? | D. My friends want to have a birthday party for me. |

2a Work out the rules of forming ordinal numbers and fill in the blanks. Then listen, check and repeat.

1	one	first	1st	10	ten	_____	10th
2	two	second	2nd	11	eleven	_____	11th
3	three	third	3rd	12	twelve	twelfth	12th
4	four	fourth	4th	13	thirteen	_____	13th
5	five	fifth	5th	14	fourteen	_____	14th
6	six	_____	6th	15	fifteen	_____	15th
7	seven	_____	7th	16	sixteen	_____	16th
8	eight	eighth	8th	17	seventeen	_____	17th
9	nine	ninth	9th	18	eighteen	_____	18th

19	nineteen	_____	19th	60	sixty	_____	60th
20	twenty	twentieth	20th	70	seventy	_____	70th
21	twenty-one	twenty-first	21st	80	eighty	_____	80th
29	twenty-nine	twenty-ninth	29th	90	ninety	_____	90th
30	thirty	thirtieth	30th	100	one hundred	one hundredth	100th
40	forty	fortieth	40th	101	one hundred	one hundred	101st
50	fifty	_____	50th		and one	and first	

2b Read the dates and match them with the pictures. Pay attention to the different ways of expressing dates.

A. 20th December, 1999

B. 8th August, 2008

C. July 7th, 1937

D. October 1st, 1949




()

()


()

()


3 Follow the example and make up conversations with the following information.




May 13th, 2000
China



Sept. 3rd, 2000
America



Jul. 12th, 1999
Cuba



Apr. 22nd, 2000
Canada

Example:

A: When was Kangkang born?

B: He was born on May 13th, 2000.

A: Where was he born?

B: He was born in China.

Section C

1a Read and understand.

Look at the picture and guess what is the present for Kangkang's birthday.

Michael: What is your present for Kangkang's birthday?

Maria: Guess!

Michael: Is it a model plane?

Maria: No. Guess again.

Michael: Mm, what's the shape of your present?

Maria: It's round.

Michael: What color is it?


Maria: It's black and white.

Michael: Oh! I get it. It's a soccer ball.

Maria: Yes! You are right.

Michael: May I have a look?

Maria: Sorry, I'm afraid you can't.



1b Read 1a and complete the table. Then make up a new conversation.

Present	Shape	Color

2a Look at the following pictures and think about them. Then ask and answer questions with your partner.

star → flower

hill → dog

bird → rabbit

ball → mouse

Example:

A: What is it like?

B: It is like a flower.

A: Was it like a flower before?

B: No, it wasn't. It was like a star.

2b Look at the pictures and follow the example to make up new conversations with your partner.

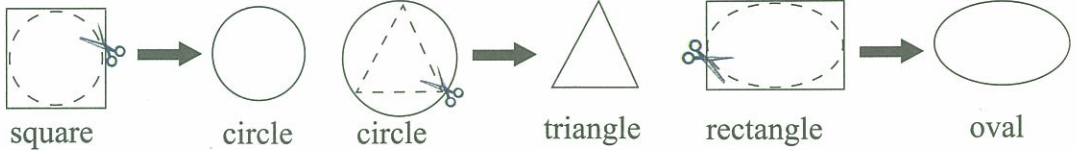
Example:

A: What shape is it?

B: It's a *circle*.

A: What shape was it before?

B: It was a *square*.



3 Ask and answer questions with the following structures.

A: What shape is it?

B: It's ...

What's the shape of ...?

A: How long/wide is it?

B: It's ... centimeters long/wide.

A: What do we use it for?

B: We use it to ...



pencil-box
24cm × 6.4cm



MP4
9cm × 6cm



computer
35cm × 27cm

4a Listen and circle the word you hear in each pair.

- | | | |
|---------------------|------------------|---------------------|
| 1. know now | 2. slow snow | 3. phone photo |
| 4. touch country | 5. town own | 6. house horse |
| 7. mouse mouth | 8. down brown | 9. through group |

4b Read the following sentences aloud, paying attention to the underlined letters and the stress. Then listen and repeat.

1. 'Row the 'yellow 'boat. 2. 'Work in 'groups. 3. 'Touch your 'mouth.
4. 'Look at the 'window of the 'house. 5. 'Follow the 'mouse and the 'elephant.

Section
D

Read through Sections A-C and fill in the blanks with the correct words.

Grammar

Past Simple (I)

When _____ you born?	I _____ born in January, 1999.
When was Kangkang born?	He _____ born on May 13th, 2000.
Where _____ he born?	He was born in China.

Ordinal Numbers

1st	2nd	3rd	5th	8th	9th
		third			ninth
12th	20th		40th	90th	101st
		thirty-first			

Functions

When is your birthday, Kangkang?	May 13th.
What's the _____ today?	It's May 8th.
What's the _____ of your present?	It's round.
What _____ is it?	It's a circle.
How long/wide is it?	It's ... centimeters long/wide.
What do we use it for?	We use it to ...

How well do you know Sections A-C? Now do the following tasks and check.

1 Listen to the conversations and complete the table.

Object	What shape?	How long?	How wide?	What do we use it for?
Computer			36cm	
Pencil-box	rectangle			

2 Read the passage and circle T (True) or F (False).

Mrs. Brown was born on May 22nd, 1967. Tomorrow is her birthday. Mr. Brown and their daughter, Mary, are planning to celebrate it. Mary would like to cook a big dinner. Mr. Brown wants to buy some beautiful flowers for Mrs. Brown. He also wants to buy a birthday cake. That would be a wonderful day for Mrs. Brown.



1. May 23rd is Mrs. Brown's birthday.
2. Mary and her father want to celebrate the birthday at home.
3. Mary's father wants to buy some beautiful flowers for his wife.
4. Mary and her father want to make a birthday cake at home.

T	F
T	F
T	F
T	F

3 When is your father's/mother's birthday? What will you do to celebrate it? Check (✓) the things below. Then write your plan.

- | | | |
|---|---|---|
| <input type="checkbox"/> cook a big dinner | <input type="checkbox"/> make a cake | <input type="checkbox"/> buy some flowers |
| <input type="checkbox"/> make a birthday card | <input type="checkbox"/> do some cleaning | <input type="checkbox"/> sing a song |

Project


Surveying Your Classmates' Birthdays

1. Survey your classmates about their personal information, and then complete the table.

Name	When was he/she born?	Where was he/she born?	What's his/her favorite present?

2. Report the result to the class.

TOPIC 2 Can you sing an English song?



1a Listen, look and say.

Jane: Maria, what would you like to do at Kangkang's birthday party?

Maria: I'd like to play the piano and sing some songs.

Jane: Oh, do you want to sing Chinese songs or English songs?

Maria: Chinese songs. Would you like to sing with me?

Jane: Yes, I'd love to. But I can't sing Chinese songs. I can only sing English songs.

Maria: What else can you do?


Jane: I can dance and play the guitar.

Maria: What would you like to do at the birthday party?

Jane: I'd like to dance to disco. Can you do it, too?

Maria: Yes, I can. I can also perform ballet.

Jane: Great! I'm sure we'll have a good time at the party.



1b Listen to 1a and match Jane and Maria with what they can do at Kangkang's birthday party.



Jane

- sing Chinese songs
- sing English songs
- dance to disco
- perform ballet
- play the guitar
- play the piano



Maria

1c Work in pairs and practice 1a. Then make up a conversation about what you can do at a birthday party with the following structures.

A: What can you do ...?

B: ...

A: Can you ...?

B: ...

2 Listen to the conversation and mark T (True) or F (False).

1. Mr. Monkey can't see the bread at all. ()
2. Mr. Monkey can see the rice. ()
3. Mr. Monkey can't see the apple. ()
4. Mr. Monkey wants to eat the bananas. ()



3 Work in groups. Talk about what you can or can't do.

A: I can swim, but I can't play basketball. What can you do?

B: I can cook, but I can't draw pictures. What about you?

C: I can ...

swim	draw pictures	read English books
cook	play basketball	sing Chinese songs
take photos	speak Japanese	make model planes

4a Listen and read the sounds and words aloud.


Letter	oo		oi/oy	n	nk	ng
Sound	/u:/	/ʊ/	/ɔɪ/	/n/	/ŋk/	/ŋ/
Word	cool	book	noise	noon	drink	long
	moon	cook	join	nurse	thank	spring
	zoo	good	boy	many	think	thing

4b Read and compare. Then listen and repeat.

/ʊ-u:/	cook cool	took tooth	foot food	shook spoon
/ʌ-ʊ/	come cook	love look	blood book	honey hook
/n-ŋ/	ton tongue	sin sing	thin thing	ban bang
/ɔɪ-ɔɪ/	all oil	corn coin	jaw joy	tall toil

Section B

1a Look, listen and say.



Parrot: Welcome! Welcome!
 Michael: Oh! Polly, you can speak English! Can you sing an English song?
 Parrot: Of course I can. Happy birthday to you. Happy birthday to you ...
 Michael: You are so smart!
 Jane: What else can you do?

Parrot: I can count. One, two, three, four ...
 Jane: I'd like to take these flowers to the party. Can you count them for me?
 Parrot: Er, no, I can't count so many flowers.
 Jane: Aha!

1b Listen to 1a and check (✓) what Polly can do.

- speak English
- sing the song *Happy Birthday*
- count many flowers
- sing Chinese songs

1c Work in groups and act out 1a.

2 Work in pairs. Make up conversations with the following information.

Example:

A: Can Ann *dance* or *draw*?
 B: She can *dance*. She can do it a little/very well.
 A: What else can she do?
 B: ...




Ann/dance/draw



Tom/ride a bike/drive a car Jim/play basketball/play soccer Bob/sing/play the guitar

3a A. Listen to the conversations and number the pictures.



B. Listen again and complete the table.

Name	Activity	Can	Can't
Miss Zhou	cook	Yes, but _____.	
Jeff	_____		No, he _____.
Mr. Zhao	play the piano	Yes, he can _____.	
Ann	_____	Yes, _____.	

3b Ask and answer questions with the information in 3a. The following expressions may help you.

A: Can he/she ...?

B: Yes, but not very well. / Yes, he/she can do it a little/very well.

A: Can he/she ... very well?

B: No, he/she can't do it at all.

4 Listen and write the words you hear. Then make up a new song with your partners.

I Can Sing It Well


1=G $\frac{4}{4}$

5 1 1̣ · 2̣ | 3 1 1- |
Can you _____? Yes, I can.

6 2 2̣ 2̣ | 7 6 5- |
Can you _____? No, I can't.

5 1 1̣ · 2̣ | 3 1 1- |
Can you sing? Yes, I can.

5 5 3 5 | 1- - - ||
I can sing it well.



Section C

1a Read and understand.

Check (✓) the outdoor activities you can do and try to add more.

- _____ fly a kite _____ perform ballet _____ play ping-pong
 _____ ride a bike _____ play basketball _____ go fishing

It's time for outdoor activities. Look! Jane is flying a kite. The kite is flying so high. She can fly kites very well now. But one year ago, she couldn't do it at all. Maria is performing ballet. She can perform ballet very well now. But when she was five, she could dance just a little. Michael and Kangkang are playing ping-pong. They couldn't do it before, but now they can play ping-pong a little. They both like playing ball games. The children are all having a good time.



TIP

Using a table can help to summarize the main information of the reading passage.

1b Read 1a and complete the table.

Name	Activity	In the past	Now
Jane	fly a kite	couldn't ... at all	very well
Maria			
Michael and Kangkang			

1c Work in pairs. Ask and answer questions with the information in 1b.

Example:

A: Can Jane fly a kite?

B: Yes, she can do it very well now. But she couldn't do it at all in the past.


2 Look at the pictures and follow the example to make sentences.

Example:

They can sing English songs now, but they couldn't sing any English songs two years ago.




two years ago / now



last year / this year



when I was five / now



a month ago / now

3 Work in groups. Survey your group members about the activities they couldn't do in the past and they can do now. Then report it to the class.

4a Read each pair of words aloud, paying attention to the word stress. Then match them with their sounds.

cook cooker foot football enjoy joy other another

/fʊt/ /'fʊtbɔ:l/ /kʊk/ /'kʊkə/ /'lʌðə/ /ə'nʌðə/ /dʒɔɪ/ /ɪn'dʒɔɪ/

4b Read the following sentences, paying attention to the tones and the stress. Then listen and repeat.

1. Does he 'look like a 'good 'cook?
2. I 'think you can 'drink that 'thing.
3. Can you 'cook a 'dinner or 'play 'football?
4. It's a 'joy to 'watch the 'boy 'playing with his 'toy.

TIP

Reading aloud every day helps you improve your pronunciation and intonation as well as remember new words.

Section

D

Read through Sections A-C and fill in the blanks with the correct words.

Grammar

Can/Could for Ability

I can dance and play the guitar.

I can't sing Chinese songs.

Can you sing an English song?

Of course I can. / No, I _____.

What else can you do?

I _____ count.

She _____ do it at all.

She could dance just a little.

Or Questions

Do you want to sing Chinese songs or English songs?

Chinese songs.

_____ Ann dance or draw?

She can dance.

Functions

I'm sure we'll have a good time at the party.

You are so smart!

I'd like to take these flowers to the party.

How well do you know Sections A-C? Now do the following tasks and check.

1a Read the passage and think what you can learn from Jenny.

Jenny lives in London with her parents. When she was three, she could play the piano a little but she couldn't write at all. At the age of five, she could play the piano very well, but she could only write a few words. When she was six, there was something wrong with her eyes. Jenny could not see anything any more. Life was very hard for her!

With her mother's help, Jenny can write well now. She is writing her first book. She wants to be a great writer.

1b Read 1a again and complete the following tasks.

- | | |
|--|--|
| <p>A. Check (✓) the correct answer(s).</p> <p>1. Jenny may be _____ years old now.
A. 3 B. 15 C. 6</p> <p>2. When Jenny was five, she could _____.
A. dance B. write C. play the piano</p> <p>3. The underlined word "hard" means _____.
A. difficult B. boring C. happy</p> | <p>B. Answer the following questions.</p> <p>1. Who does Jenny live with?
_____</p> <p>2. Do you think Jenny can be a writer?
_____</p> <p>3. What can you learn from Jenny?
_____</p> |
|--|--|

2 Think about the activities you *can* or *can't*, *could* or *couldn't* do. Then complete the passage about yourself.

I am _____. I couldn't _____ when I was _____. At the age of _____, I could _____ a little, but I couldn't _____ at all. With _____ help, I can _____ very well now, but I can't _____. I can also _____ just a little, but I couldn't _____ ago. I want to _____.

Project

Talking About CAN or CAN'T

1. Work in groups. One student performs three or four different actions to show what he/she can and can't do. For each action, the other students guess and make sentences.

He/She can ride a bike, but he/she can't play basketball ...

2. Count your correct answers. In each group, the student who has the most correct answers is the winner.



TOPIC 3 Everyone had a good time.



1a Listen, look and say.

Ben: How was Kangkang's birthday party?

Jane: It was very nice.

Ben: Did you sing a song at the party?

Jane: Yes, I did.

Ben: Did you sing a Chinese song or an English song?

Jane: An English song.

Ben: Did you play the piano?

Jane: No, I didn't. But Maria did.

Ben: What did Sally do?

Jane: She danced.

Ben: What about Tom?

Jane: He performed some magic tricks.

He likes magic tricks very much.

Ben: Did Kangkang enjoy himself?

Jane: Of course. He was very happy.



1b Listen to 1a and match the activities with the children at Kangkang's birthday party.

Jane
Maria
Sally
Tom

danced
played the piano
performed some magic tricks
sang an English song

1c Work in pairs. Suppose you are Kangkang's friend. Talk about what the children did at Kangkang's birthday party.

Example:

A: Did you/Tom/Jane dance at the party?

B: Yes, I/he/she did.

A: Did he/she play the piano?

B: No, he/she didn't.

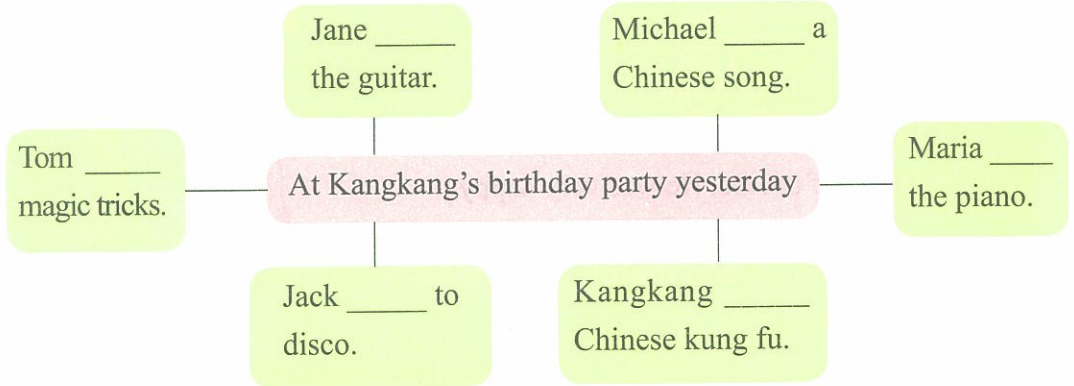
A: What did you/Jane/... do?

B: I/She/... sang a song.

2 A. Listen and **circle** the programs you hear in the program list below.

Program List			
1. Guitar playing	Jane	6. Piano playing	Maria
2. Dancing	Sally	7. English song	Jane
3. Chinese song	Michael	8. Ballet	Maria
4. Magic tricks	Tom	9. Disco	Jack
5. Dancing	Judy	10. Kung fu	Kangkang

B. Listen again and fill in the blanks. Then work in pairs and talk about what each child did at the party.



3a Listen and read the sounds and words aloud.

Letter	u				sh	th	
Sound	/ju:/	/u:/	/ʌ/	/ʊ/	/ʃ/	/θ/	/ð/
Word	future	blue	hundred	full	ship	fifth	that
	pupil	flu	hurry	put	shirt	think	they
	Tuesday	ruler	luck	push	shout	thirsty	with

3b Listen and **circle** the word with the different sound for the colored letters in each group.

- student true ruler blue 2. full pull but push
- throw they think thing 4. then those mother fifth

Section B

1a Look, listen and say.

(The children are playing a game at Kangkang's birthday party.)

Michael: Ouch!

Jane: What's the matter?

Michael: I missed the chair and fell down.

Kangkang: Poor Michael! Did you hurt yourself?

Michael: No, I didn't hurt myself. I'm OK.

Maria: Oh, look at your hands! Go and wash them at once.

Michael: OK. Where is the washroom, Kangkang?

Kangkang: This way, please.



1b Listen to 1a and check (✓) what happened to Michael at the party.

<input type="checkbox"/> fell down	<input type="checkbox"/> washed his hands	<input type="checkbox"/> hurt himself
<input type="checkbox"/> missed the chair	<input type="checkbox"/> couldn't move	<input type="checkbox"/> was OK

1c Make a report to the class.

You may begin like this:

At Kangkang's birthday party, the children played a game. Michael missed

2a Listen and complete the conversation. Then practice with your partner.

Father: What time _____ (did/do) you come home last night, Judy?

Judy: Er, at about half past ten, I think.

Father: Half past ten? I'm afraid it _____ (is/was) too late.


Judy: I _____ (went/go) to Kangkang's birthday party with my friends.

Father: Oh, _____ (do/did) you have a good time?

Judy: Yes. It _____ (was/is) a great party, so we all _____ (forget/forgot) the time.

Father: I'm glad you _____ (had/have) a great time. But don't be so late next time.

Judy: I'm sorry, Dad. I won't do that again.



2b Read 2a and complete the passage with the correct form of each verb.

Last night, Judy _____ (not watch) TV at home. She _____ (go) to Kangkang's birthday party with her friends. It _____ (be) a great party and they _____ (forget) the time, so she _____ (get) home very late. Her father _____ (tell) her to come back early next time.

3 Listen to the conversation and choose the correct answers.

1. Whose birthday is coming?

- A. Maria's.
- B. Maria's mom's.
- C. Maria's dad's.

2. When is Maria's mom's birthday?

- A. This Friday.
- B. Next Monday.
- C. Next Tuesday.

3. What did Maria's dad buy two weeks ago?

- A. Some flowers.
- B. A dress.
- C. We don't know.

4. What does Maria's mom like to do?

- A. Play the piano.
- B. Sing songs.
- C. Listen to music.

Section C

1a Read and understand.

Look at the pictures and guess what the passage is about. Write the title on the line. Then read and check your guess.

We had a birthday party for Kangkang at his home last Sunday. His parents bought lots of food and drinks for us. We brought many presents for him. Each of us gave Kangkang a birthday card, too. We made the cards by hand. He liked them very much.



There was a big birthday cake with 13 candles on it. We all sat around the cake. Kangkang made a wish, and then he blew out the candles. We danced, sang songs and played games at the party. Everyone had a good time.

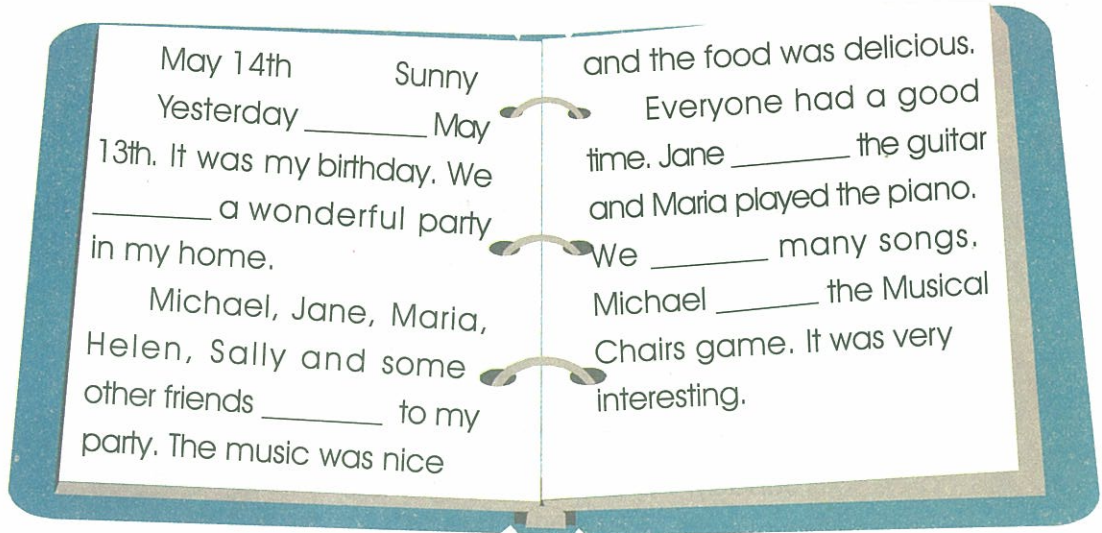
1b Read 1a again and answer the following questions.

1. How old is Kangkang?
2. Why did Kangkang like the cards very much?
3. What does the phrase "blow out the candles" mean in Chinese?
4. What did the children do at the birthday party?
5. Do you like Kangkang's birthday party? Why?

TIP Guessing the meaning of a new word from context is an important reading skill.

2 Complete Kangkang's diary with the correct form of each verb in the box.

sing lose come be have play



3 Let's sing.

Happy Birthday

1=E $\frac{3}{4}$

5 5 6 5 | 1 7 - | 5 5 6 5 2 1 - |

Hap-py birth-day to you! Hap-py birth-day to you!








How old are you now? How old are you now?

5 5 5 3 | 1 7 6 | 0 0 4 4 | 3 1 2 | 1 -

Hap-py birth-day, dear Kangkang! Hap-py birth-day to you!


Oh, tell us please, Kangkang. How old are you now?

4a Read and write the words.

			
/blu:/ _____	/'stju:dnt/ _____	/'ru:lə/ _____	/'ʃɪp/ _____
			100
/'ʃɜ:t/ _____	/'maʊθ/ _____	/'θɪŋk/ _____	/'hʌndrəd/ _____

4b Read aloud and then listen and check. Mark the last word with the rising tone (↗) or the falling tone (↘).

1. Are the blue rubber and the fifth ruler for the pupil?
2. The short man in a shirt is shouting to the ship.



Section
D

Read through Sections A-C and fill in the blanks with the past form of each verb.

Grammar

Past Simple (II)

is/am	are	begin	do	sing	fall	go	forget	come
have/has	tell	make	give	bring	sit	blow	say	get

_____ you sing a song at the party? Yes, I did. / No, I didn't.

What _____ Sally do? She danced.

What time _____ you come home last night? At about half past ten.

Functions

What's the matter? Did you hurt yourself ?

This way, please. Don't be so late next time.

How was Kangkang's birthday party?

How well do you know Sections A-C? Now do the following tasks and check.

1 Listen and pay attention to the pronunciation of the past form of each verb ending with -ed/-d.

1. He missed the bus this morning.
2. Maria performed ballet and played the piano at Kangkang's birthday party.
3. They danced and played the game at the party.
4. The boy wanted to play it again, but the game ended.

2 Listen to the passages and fill in the blanks.

Mary
Date: _____
Activity: _____


Tom
Date: _____
Activity: _____

Wu Jun
Date: _____
Activity: _____

3 Match the verbs in the left column with the phrases in the right column.

play
sing
perform
make
have

the guitar
a wish
a good time
Chinese kung fu
English songs



4 Write a diary about your birthday party.

Project

Sharing Your Unforgettable Birthday Party

1. Talk about one of your unforgettable birthday parties. The following questions may help you.

- 1) Did you have a big dinner?
- 2) What special food did you eat?
- 3) What presents did you get?
- 4) Did you sing the song, *Happy Birthday*?
- 5) What else did you do at the party?

2. Report it to the class.



Review of Unit 7

1 Read the following words, paying attention to the sounds of the underlined parts. Then put them into the correct columns below.

other food foot sing those zoo thank now snow
 cook mouth know group thin house think thick English

/u:/	/ʊ/	/aʊ/	/əʊ/	/ɪ/	/θ/	/ð/

2 Complete the following sentences with the correct forms of the given words.

1) cook

A. Maria couldn't _____ a big dinner last year.

B. My father is a good _____.

2) look

A. It _____ like a flower before, but now it _____ like a star.

B. May I have a _____?

3) drink

A. Michael _____ a lot of water at the party last week.

B. They bought a lot of _____ to celebrate Kangkang's birthday.

4) wish

A. He made a _____ at his birthday party.

B. She _____ to see everything around her one day.

5) shape

A. What's the _____ of her birthday cake?

B. The cloud  _____ like a dog a few minutes ago.

3 Read the sentences and guess which months they were born in. Then make some more puzzles.

My birthday month starts with "J". There are 31 days in the month. There are 4 letters in the word. It's ...



My birthday month begins with "A". There are 30 days in the month. There are 5 letters in the word. It's ...



My birthday month starts with "M". There are 31 days in the month. There are 3 letters in the word. It's ...



4

Complete the conversation with the correct sentences in the box.

A: Look! Who is that girl?

B: She is a new student in our class.

A: Is that so? _____

B: Yes, I can. _____ What about you?

A: A year ago, _____ But now I can.

B: _____

A: No, I can't play the piano. But I can
play the guitar.

B: Well, I can play the piano very well.

- a. I can also dance.
- b. Can you play the piano?
- c. I can't dance at all.
- d. She can sing many English songs.
- e. Can you sing any English songs?
- f. I couldn't sing or dance.
- g. Could he play the guitar?

5

Read the passage and answer the questions.

Carrie is now living in Beijing. She came to China at the age of 7. When she came, she wasn't very happy. Then all the teachers and her classmates were very kind to her and helped her. Now she can speak Chinese very well, but five years ago, when she first came, she could only speak it a little. She can perform Chinese kung fu a little now, but she couldn't do it last year. Yesterday was her birthday. She celebrated it with her classmates at home. Carrie's friends gave her many presents like flowers and cards and she bought a big cake and lots of drinks for the party. They danced to music, sang songs and played games. Carrie sang a Chinese song and everyone liked it very much. All of them had a great time that night.

- 1) When did Carrie come to live in Beijing?
- 2) How old is Carrie now?
- 3) What can Carrie do now?
- 4) What did Carrie's friends do at the birthday party?
- 5) Do you think Carrie is happy to live in Beijing now? Why?

6

Suppose you are Carrie. Write a letter to your grandparents to tell them about your birthday party and how you felt.

Dear _____,

...

Yours,
Carrie

UNIT 8 The Seasons and the Weather

TOPIC 1 How is the weather in winter?



1a Listen, look and say.



A: What's the weather like in spring?

B: It's warm. It's a good season for flying kites.



A: What's the weather like in summer?

B: It's hot. We can go swimming.



A: How is the weather in fall?

B: It's cool. It's a good time to climb hills.



A: How is the weather in winter?

B: It's cold. We can make snowmen in winter.

1b Listen to 1a and match the seasons with the weather and activities.

spring
summer
fall
winter

cool
warm
cold
hot

go swimming
make snowmen
fly kites
climb hills

1c Work in pairs and practice 1a. Then make up a new conversation with the following structures.

A: What's the weather like in ...?

How is the weather in ...?

B: It's ...

It's a good time/season to do/for doing ...

We can do ...

2a Listen and complete the conversation. Then practice with your partner.

Kangkang: Jane, which season do you like best, spring, summer, fall or winter?

Jane: Well, it's hard to say. I liked winter before, but now I like _____ best.

Kangkang: Why?

Jane: Because I learned to swim last year, and I can often _____ in summer. What about you?

Kangkang: I don't like summer very much because it often rains. My favorite season is _____. When it snows, I can make _____.



2b Work in pairs and make up a new conversation.

Example:

A: Which season do you like best?

B: I like ... best.

My favorite season is ...

A: Why do you like it?

B: Because it's a good time for doing ... /
to do ...

Because we can ...



spring



summer



fall



winter

3a Listen and read the sounds and words aloud.

Letter	ur	s		wh	x	
Sound	/ɜː/	/s/	/z/	/w/	/ks/	/gz/
Word	burn	sleep	nose	what	box	exact
	church	snake	raise	when	six	exam
	nurse	west	wise	white	text	example


3b Read each group of words. Circle the letters with the same sound. Then listen, check and repeat.

1. hurt birthday nurse her 2. nose size his zoo
3. why where swim wide 4. fix fox six text

Section B


1a Look, listen and say.

Michael's Mother: Hello, Michael! This is Mom. How are things going?
 Michael: Hi, Mom! Things are going very well. How is everyone there?
 Michael's Mother: Everyone is fine here. What is the weather like in Beijing?
 Michael: It is rainy today, but it was sunny and warm yesterday.
 Michael's Mother: Remember to put on your raincoat when you go outside.
 Michael: Yes, Mom.
 Michael's Mother: Goodbye, Michael.
 Michael: Goodbye, Mom.



1b Match the words with the pictures. Pay attention to the changes when you add -y.

- 1. snowy _____ a
- 2. rainy _____
- 3. sunny _____
- 4. windy _____
- 5. foggy _____
- 6. cloudy _____



1c Work in pairs and practice 1a. Then make up a new conversation with the words and phrases in the table.

Weather today	Weather yesterday	Activity
nice and bright	rainy	fly kites
cold	snowy	make snowmen
very cool	cloudy	climb hills

2a Listen, read and understand. Then practice the conversation with your partner.

A: What's the weather like today?

B: It's very cold.

A: What's the temperature, do you know?

B: The lowest temperature is -8°C and the highest temperature is -2°C .

2b Look at the weather chart of Toronto and Washington, D. C. Then answer the following questions.

1. What is the weather like in Toronto?

It is _____.

What's the temperature?

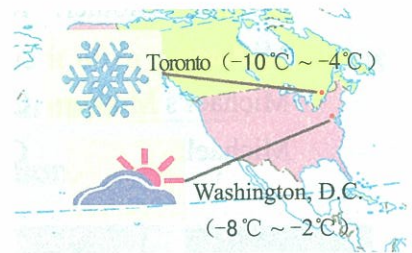
It is between _____ and _____.

2. How is the weather in Washington, D. C.?

_____.

What's the temperature?

It is _____.




3 Listen to the weather report and complete the table.

City	Beijing	Harbin	Shanghai
Weather			
Temperature			

4 Let's chant.

The Light Rain

The 'heavy 'rain was 'over.
 The 'light 'rain be'gan,
 'falling 'from the 'higher 'leaves,
 'shining 'in the 'sun.
 'Down 'to the 'lower 'leaves,
 'one 'drop by 'one.



Section C

1a Read and understand.

Before you read the passage, try to know the meaning of each word.

_____ holiday _____ umbrella _____ sunglasses _____ shorts
 _____ travel _____ wear _____ suddenly _____ shine

The summer holidays are coming. If you plan to travel on your holidays, you'd better know about the weather in different places in August.

In England, it is warm and rains a lot. You need to take an umbrella when you go out.

In Australia, it's winter in August, but it's not very cold. So it's the best time to go there. Of course, please remember to wear warm clothes.

In most areas of China, it is very hot. The sun shines brightly. You need to wear sunglasses, a T-shirt and shorts. Sometimes it rains suddenly, but later on, it may get fine again.

1b Read the passage in 1a carefully and complete the tables.



England

Weather	Things to take
It is _____ and _____.	You need to take _____.



Australia

Weather	Things to wear
It's not _____.	You need to wear _____.



China

Weather	Things to wear
It's very _____. Sometimes it _____ suddenly.	You need to wear _____, _____ and _____.

1c Work in pairs. Talk about the place you are going to visit and the weather there. Then ask your partner to give you some suggestions.

Example:

It is sunny/hot ... in Beijing/Shanghai ... You'd better wear sunglasses and shorts ...

2a Listen, read and complete the passage.

Four Seasons in China

In China, _____ returns in March. The weather gets _____. Everything comes back to life. Trees turn green and flowers come out. It is a wonderful season.

_____ begins in June. It is very _____. It often rains and sometimes it rains heavily.

_____ comes after summer. It is the harvest season, and the farmers are busy harvesting. It's _____ and the leaves fall from the trees. The cold weather is coming.

_____ lasts from December to February. It's a very _____ season. We all wear warm clothes. The wind blows strongly and sometimes there is ice or snow.

2b Look at the pictures and write down what you think of the four seasons. The passage in 2a may help you.



Example:

Spring: return in March, get warm, come back to life, a wonderful season, fly kites ...

3a Listen and read the words aloud, paying attention to the word stress.

'February De'cember Ju'ly 'sometimes 'harvest
'everything Au'stralia 'sunglasses 'Canada um'brella

3b Listen to the pronunciation of past form of each verb. Then read them aloud.

/-d/ enjoy**ed** perform**ed** play**ed** happen**ed** turn**ed** borrow**ed**
/-t/ danc**ed** ask**ed** jump**ed** miss**ed** wash**ed** finish**ed**
/-Id/ act**ed** want**ed** shout**ed** need**ed** test**ed** hand**ed**

Section

Read through Sections A-C and pay attention to the changes of the colored parts.

Grammar

Present Simple & Past Simple

I **liked** winter before, but now I **like** summer best.
It **is** rainy today, but it **was** sunny and warm yesterday.

TIP
Understanding word formation helps you remember words more effectively.

Word Formation

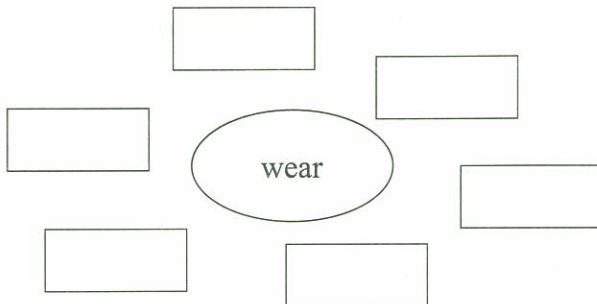
cloudy	rainy	snowy	brightly	strongly
windy	foggy	sunny	suddenly	heavily

Functions

What's the weather **like in spring**? It's warm. It's a good season **for flying kites**.
How is the weather in fall? It's cool. It's a good time **to climb hills**.
 Which season do you like best, spring, summer, fall **or** winter?
 I like summer best. / It's hard to say.
 How are things going? Things are going very well.
 What's the temperature? It is between -8°C and -2°C.
 You'd better know about the weather in different places in August.

How well do you know Sections A-C? Now do the following tasks and check.

1 Choose words which can go together with *wear*.



- a. sunglasses
- b. warm clothes
- c. shorts
- d. hat
- e. an umbrella
- f. T-shirts
- g. shoes

2a Complete the letter with the correct forms of the given verbs.

TIP
It is important to follow a time sequence when you write about an experience.

Dear Mom,

I am very happy here. My classmates are all kind to me. The weather in summer is usually nice, but sometimes it _____ (change) a lot.

Last Saturday, it was fine and bright in the morning. My friends and I _____ (go) to Beihai Park by bus. We got there early. We took a walk in the park and _____ (see) some old people performing Beijing Opera. Then we _____ (fly) kites and _____ (climb) hills. At about 12 o'clock, it was hot. We _____ (eat) some food and _____ (have) a short rest there. After lunch, we _____ (take) some pictures. But later on, it _____ (turn) windy and cloudy. So we went home right away. It _____ (begin) to rain when we got back home. We enjoyed ourselves.

I hope all is well with you!

Yours,

Michael



2b Read the letter again and complete the table.

Michael's Trip

Time	Weather	Activity
in the morning	fine and bright	
at noon		
in the afternoon		

Project

Talking About Seasons

We have many ways to show seasons. Here are some of them. You may share with the class.

1. Draw a picture, sing a song, recite a poem or chant about seasons.
2. Talk about the weather in the season.
3. Talk about the clothes to wear for the season.
4. Talk about some kinds of activities in the season.

TOPIC 2 The summer holidays are coming.



1a Listen, look and say.

(Michael, Jane, Maria and Kangkang are talking about their holiday plans.)

Kangkang: The summer holidays are coming soon. I want to go to Canada. What are your plans?

Michael: I plan to go to Australia. The weather there is cool. I wish to travel around the country and take some pictures.

Maria: I want to go back to Cuba. My grandparents miss me very much. I hope to get together with them. My birthday is next month. I want to celebrate it with my family and old friends.

Jane: I'd like to visit some places of interest in China.

Kangkang: Great! Each of you has a good plan for the holidays. I hope you all have a wonderful time.

Michael, Maria and Jane: You, too.

1b Listen to 1a and match the pictures with the children.



1c Work in groups. Talk about your own summer holiday plans. You may use the following expressions.

I want to ...

I plan to ...

I wish to ...

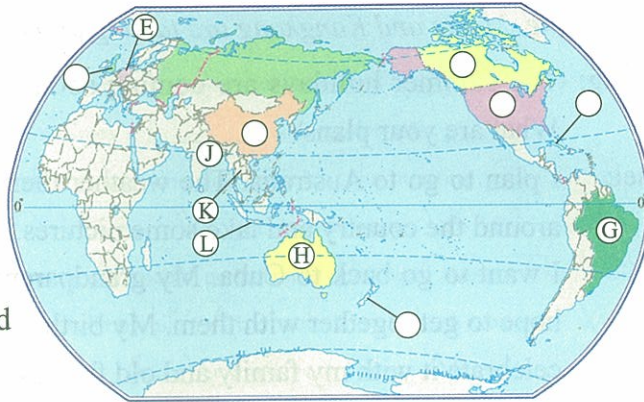
I hope to ...

I'd like to ...

2 Listen, read and match.

TIP
Maps can help you remember the name of the countries.

- A. America
- B. England
- C. Cuba
- D. Canada
- E. Germany
- F. New Zealand



- G. Brazil
- H. Australia
- I. China
- J. India
- K. Thailand
- L. Indonesia

3 Listen to the children's plans for holidays and check (✓) the correct answers.

1. Where does Zhou Weilun want to go for a holiday?
 Cuba. India. England.
2. Where does Wang Junfeng plan to go?
 Japan. America. Thailand.
3. Where would Tony like to go?
 Australia. Canada. Germany.
4. Where does Zhang Ming hope to go?
 Germany. Cuba. England.

4a Listen and read the sounds and words aloud.

Letter	ure	ui	tion	y		
Sound	/jʊə/	/juː/, /uː/	/ʃən/	/j/	/ɪ/	/aɪ/
Word	cure pure	suit fruit juice	dictionary nation station	year yellow young	busy city sorry	fly sky try

4b Listen and read the sounds aloud, paying attention to the stress.

- /ˈedʒʊkeɪt/ /ˌedʒʊˈkeɪʃən/ /ˌɪntrəˈdʒuːz/ /ˌɪntrəˈdʌkʃən/
 /rɪˈdʒuːs/ /rɪˈdʌkʃən/ /ɪnˈvaɪt/ /ˌɪnvɪˈteɪʃən/

Section B

TIP
 Many English words have more than one meaning, such as "miss" in 1a. Please pay attention to these words.

1a Look, listen and say.

(Jane plans to go to Yunnan for her holidays.)

Jane: Weilun, can you tell me something about your hometown, Yunnan?
 Zhou Weilun: Sure. What would you like to know?
 Jane: What's the best time to go there?
 Zhou Weilun: I think you can go anytime. You know, Kunming is the Spring City. The weather there is always fine all year round.
 Jane: What places should I visit in Yunnan?
 Zhou Weilun: You should visit Dali and Lijiang. And you shouldn't miss Xishuangbanna. It's wonderful.
 Jane: It sounds very interesting!
 And what should I take with me?
 Zhou Weilun: You'd better take a camera, a pair of sunglasses, a map and so on.



1b Listen to 1a and complete the table.

Best time to visit Yunnan	Places to visit	Things to take
anytime	Kunming, Dali, _____ and _____	a map, _____ and so on

1c Work in pairs and practice 1a. Then make up a new conversation about your hometown. Pay attention to the ways of asking questions and making suggestions.













Questions

..., can you tell me something about ...?
 What's the best time to go there?
 What places should I visit in ...?
 What should I take with me?

Suggestions

You should visit ...
 You shouldn't miss ...
 You'd better take ...
 You'd better not take ...

2 Kangkang, Michael, Jane and Maria are going on a trip. Listen and check (✓) the things they want to take.

<input type="checkbox"/>		<input type="checkbox"/>		<input type="checkbox"/>		<input type="checkbox"/>	
	bag		food		camera		MP4
<input type="checkbox"/>		<input type="checkbox"/>		<input type="checkbox"/>		<input type="checkbox"/>	
	money		water		tent		umbrella
<input type="checkbox"/>		<input type="checkbox"/>		<input type="checkbox"/>		<input type="checkbox"/>	
	raincoat		book		sunglasses		map

3a Suppose you're going on a trip. Work in groups and discuss the following questions.

1. Where would you like to go?
2. What's the weather like there?
3. How do you plan to go there?
4. Who would you like to go with?
5. What places of interest would you like to visit?
6. How much money do you plan to take?
7. What else would you like to take for the trip?

3b Write a short passage with the help of the questions in 3a.

You may begin like this:

The summer holidays are coming soon. I plan to go to _____

Section C

1a Read and understand.

Skim the passage and check (✓) the one that best summarizes the main idea.

- A. Teach us how we should be careful on a trip.
- B. Tell us a story about a careful trip.
- C. Explain why we should be careful on a trip.

TIP
Skimming is reading quickly for the main idea. The first sentence of each paragraph may help you.

When you plan to take a trip on your holiday, you should prepare well for it. You should plan to travel with a friend. Friends can help keep you safe and share the fun.

You should plan where you want to go. You should know something about the weather there and take the right clothing. You should carry a map and decide what you want to visit.

You should be careful. Don't go to dangerous places. You should only drink safe water. If your trip is in the summer, you should drink lots of safe water. You should put on a hat and a pair of sunglasses and you shouldn't stay in the sun too long. If you like to swim, remember you shouldn't swim alone.

Enjoy your holiday trip!

1b Read 1a and write what you should and shouldn't do on a trip.

You should ...



1. travel with a friend



2. _____



3. _____

You shouldn't ...



1. _____



2. _____



3. _____

1c Work in pairs. Tell your partner what you have learned from the passage with the help of the information in 1b.

You may begin like this:

How can you have a wonderful holiday trip? You should prepare well for it. Before your trip, you should/you'd better/don't .../remember to ...

On the trip, you should/you'd better/don't .../remember to ...

2a Suppose Kangkang wants to climb a mountain with his friends. Discuss it with your partner and check (✓) what they should or shouldn't do.

Item	Should	Shouldn't
1. Keep together with your friends.	✓	
2. Drink any water you can find.		
3. Take some food.		
4. Wear the right shoes.		
5. Keep away from dangerous animals.		
6. Cook in the mountains.		
7. ...		

2b Write a letter to Kangkang to give him some suggestions.

You may begin like this:

Dear Kangkang,

I'm glad to know you will climb a mountain in your holiday. You should prepare well for it. When you climb a mountain with your friends, you should be very careful ...

Yours,

3 Listen and read the following words aloud. Pay attention to the pronunciations of the blue parts.

- scarf scale slow sleep small smile snake snow skirt sky
 speak spoon spider spring stand star street strawberry
 swim sweet screen scream program progress quiet quite



Read through Sections A-C and pay attention to the underlined part of each sentence below.

Grammar

want/plan/wish/hope/would like to

I want to go to Canada.

I plan to go to Australia.

I wish to travel around the country and take some pictures.

I hope to get together with them. I'd like to visit some places of interest in China.

Functions

What places should I visit in Yunnan? You should visit Dali and Lijiang.

What should I take with me? You should only drink safe water.

Don't go to dangerous places.

You shouldn't stay in the sun too long.

You'd better take a camera, a pair of sunglasses, a map and so on.

You shouldn't swim alone.

How well do you know Sections A-C? Now do the following tasks and check.

1 Match the questions with the correct answers.

() 1. How is the weather in Wuhan in July?

() 2. What is the best time to go to Yunnan?

() 3. How was your trip to Lijiang?

() 4. Where did you go on holiday?

() 5. How did you travel to England?

A. Anytime is OK.


B. Australia.

C. It's very hot.

D. By plane.

E. It was wonderful.

2 Read and complete the table.

<p>Dear Cao Yan,</p> <p>How are you doing? I had a wonderful trip in Sichuan. I arrived there by plane with my family on May 3rd. The weather was sunny and warm that day. I stayed there for only three days, but I had a good time. I visited some places of interest, such as Mount Emei and Jiuzhaigou. We also took some photos and enjoyed the delicious food. It was very hot and nice, and very different from our food. People there were very friendly and helped us find our way. We thanked them so much. We bought many gifts in the shops there. Guess what I bought for you!</p> <p style="padding-left: 40px;">Please give my love to your parents.</p> <p style="text-align: right; padding-right: 20px;">Yours, Jack</p>	<div style="text-align: center;">  </div> <hr style="border: 0; border-top: 1px solid black; margin: 10px 0;"/> <p style="text-align: center;">Cao Yan</p> <hr style="border: 0; border-top: 1px solid black; margin: 10px 0;"/> <p style="text-align: center;">No.1 High School</p> <hr style="border: 0; border-top: 1px solid black; margin: 10px 0;"/> <p style="text-align: center;">Zhengzhou, 450000</p> <hr style="border: 0; border-top: 1px solid black; margin: 10px 0;"/> <p style="text-align: center;">Henan, China</p>
--	--

Jack's Trip in Sichuan

Time	
Weather	
Places to visit	
Food	
People	

Project

Sharing Your Holiday Trip

Suppose you are on holiday and making a trip to an interesting place.


Write a postcard to a friend to tell him/her:

- | | |
|-----------------------------------|---------------------------|
| — where you are; | — who you went with; |
| — what the weather is like there; | — what you did there; |
| — how you went there; | — how you like your trip. |

TOPIC 3 Let's celebrate!




1a Listen, look and say.




The Spring Festival (January/February)
Chinese people eat dumplings and perform lion and dragon dances.



Christmas (December 25th)
People in many countries celebrate Christmas. They often eat turkey and Christmas cakes and give each other presents.



The Lantern Festival (lunar January 15th)
It means the end of the Spring Festival. On this day, people eat sweet dumplings for good luck, watch lantern shows and guess riddles on lanterns.



Thanksgiving (the fourth Thursday in November)
Families in America get together for a big dinner. Many people eat turkey and pumpkin pie.

1b Listen to 1a and circle the food and underline the activities people do in each festival.

1c Work in groups. Discuss what people do to celebrate the festivals.

2 Look, listen and **circle** the names of festivals. Then listen again and complete the sentences.

1



Easter (a Sunday in March or April)
Many people believe Christ came back to _____ on Easter Day. People make Easter _____ to celebrate the festival.

2



Mother's Day (the second Sunday in May)
People show their love for their mothers by giving _____ and other _____. And they often go to a restaurant for dinner.

3



Teachers' Day (September 10th)
Students give _____ to their teachers.

4



The Mid-autumn Festival (lunar August 15th)
_____ this day people eat mooncakes and _____ the bright full moon.

3 Listen and read the following words aloud. Pay attention to the pronunciations of the blue parts.

single little table people middle uncle
often listen lesson cousin basin seven


 Section
B

1a Look, listen and say.

Look at the following pictures. Then listen and number them according to what you hear.

Christmas


()



()



()

Christmas is the most important festival in many countries. It is on December 25th. Before Christmas Day, people are busy preparing for it. They go shopping, clean their houses, give Christmas cards to their friends and decorate Christmas trees with colorful lights, balls, stars and so on.



On Christmas Eve, the night of December 24th, families often go to church and sing Christmas songs. Children put up stockings by the fireplaces or at the end of their beds before they go to bed.

On the morning of Christmas Day, children always get up very early and open the presents in the stockings. They think the presents must be from Santa Claus! Then they give gifts to each other. Later that day, families usually have a get-together with a special dinner. They usually greet each other and say, "Merry Christmas!"

1b Read 1a and check (✓) the activities people do during Christmas time.

Before Christmas	On Christmas Eve	On Christmas Day
go shopping	go to church	get up late
decorate Christmas trees	play games with apples	open the presents
eat turkey	sing Christmas songs	have a get-together
clean their houses	give each other presents	have a special dinner
give friends Christmas cards	put up stockings at the end of their beds	say "Merry Christmas" to each other

2 A. Listen to the passage about New Year and choose the pictures.




New Year's Day _____

New Year's Eve _____

B. Listen again and complete the sentences.

1. Some Chinese people eat _____ for good luck.
2. In Spain, people eat _____ grapes for good luck in the new year.
3. Some Jewish people eat _____ with honey for a sweet new year.

Section C



1a Read and understand.

Work in groups and discuss the following question. Write some key words here.

What do you usually do in the Spring Festival?

1. _____ 2. _____ 3. _____ 4. _____

The Spring Festival

In China, the Spring Festival is a big event. People usually start preparing for the festival one month before it comes. They prepare delicious food, and clean and decorate their homes. They also buy some new clothes. On the eve of the festival, the family all get together for a big dinner. They stay up and enjoy dumplings at midnight for good luck. On the first day of the lunar new year, children put on their new clothes and greet their parents. They are very happy to get lucky money from them.



1b Read 1a and complete the table. You can add more.

Time	Before the Spring Festival	On the Eve of the Spring Festival	On the First Day of the Spring Festival
Activity			

1c Suppose you have an American friend. Tell him/her about what the Chinese people usually do to celebrate the Spring Festival.

A: Hello, ...!

B: Hello, ...!

A: ... Can you tell me something about the Spring Festival?

B: Sure. Before the Spring Festival ...

A: It's very interesting.

B: ...

2a Read and complete the letter with the correct form of each verb in the box.

have be give wear tell not play

November 1st, 2012

Dear Kangkang,

Thank you for your beautiful card. Last night _____ Halloween. I _____ a wonderful time with my friends. We all _____ scary clothes, and colored our faces white and mouths black like ghosts. Then we knocked on our neighbors' doors and shouted, "Trick or treat!" Our neighbors _____ us treats. Of course, we _____ tricks on them. It was very interesting!

Could you _____ me something about your favorite festival?

Please give my best wishes to your parents!

Yours,
Julia

2b Read 2a again and put the activities Julia did on Halloween in the correct order. Then tell your partner.

- _____ knocked on neighbors' doors
- _____ colored faces white and mouths black
- _____ shouted "Trick or treat!"

3 What is your favorite holiday or festival? What do people usually do on that day? Write a passage.



My favorite festival of the year is Christmas. My family gets together in my home. We sit around the Christmas tree and give each other presents. We usually have Christmas dinner in the evening.

Section
D

Read through Sections A-C and pay attention to the underlined part of each sentence below.

Grammar

They often eat turkey and Christmas cakes.

People usually start preparing for the festival one month before it comes.

They often go to a restaurant for dinner.


Functions

Merry Christmas!

Merry Christmas! / The same to you.

How well do you know Sections A-C? Now do the following tasks and check.

1 Listen to the descriptions of festivals and number the pictures.



2 Scan the passage and complete the table. Then try to list other festivals people celebrate in China.

Holiday/Festival	Date	Activity

TIP
Scanning is an important reading skill. It requires you to focus on the specific information you need.



There are many holidays and festivals in China. One of them is International Labor Day. It's on May 1st. People enjoy a one-day holiday. They often go shopping or traveling.

The Dragon Boat Festival is on lunar May 5th. On this day, people have dragon boat races in many places and eat zongzi to remember Qu Yuan. People can enjoy a one-day holiday, too.



October 1st is National Day of the PRC. It is a very important holiday. All the people in the country celebrate the birthday of China on this day. In Beijing, many people go to Tian'anmen Square to watch the national flag go up.

Project

Talking About Your Favorite Festival

1. Survey your classmates about their favorite festivals and complete the table.

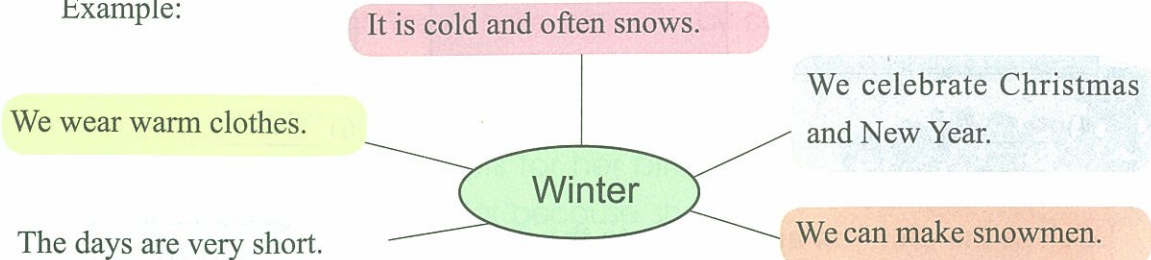
Name	Favorite festival	Date	Activity

2. Describe one festival to your partner and then report it to the class.

Review of Units 7-8

1a Review the seasons of the year and make notes about each season.

Example:




1b Work in pairs. Make suggestions about what to do and what not to do in different seasons based on 1a. Pay attention to the different ways of making suggestions.

2 Listen to the conversation and choose the correct answers.

- 1) Where did Wang Wei go on holiday?
 - A. Qingdao.
 - B. Mount Tai.
 - C. Beijing.
- 2) Was the weather nice in Li Ming's hometown?
 - A. Yes, it was.
 - B. No, it wasn't.
 - C. We don't know.
- 3) Who went to Mount Tai on holiday?
 - A. Li Ming.
 - B. Li Xiang.
 - C. Wang Junfeng.
- 4) How was the weather at Mount Tai?
 - A. Sunny and warm.
 - B. Cold and windy.
 - C. Cloudy and cool.
- 5) Did Li Xiang have a good time?
 - A. Yes, he did.
 - B. No, he didn't.
 - C. We don't know.

3 Match the greetings with the pictures.



Enjoy your new car!

I wish you many more years of happiness (幸福) together!

Happy Teachers' Day!

1) _____

2) _____

3) _____

Hope you get well soon!

4) _____


Merry Christmas!

5) _____

Happy New Year!

6) _____

4 Look at the pictures and complete the passage.



①



②



③



④




⑤ ⑥

In the morning it was nice and ①_____. It was very ②_____ at twelve o'clock. But it was ③_____ in the afternoon. It began to ④_____ later on. It was ⑤_____ and a little ⑥_____ in the evening.

5 Complete the conversation. Then make up a new one about a trip you took.

A: Where did you go for your summer holiday?
 B: I went to Dalian.
 A: _____
 B: On July 15th.
 A: _____
 B: I went there with my best friend, Chris.
 A: _____
 B: We went there by plane.
 A: _____
 B: We stayed there for two weeks.
 A: _____
 B: We visited many places of interest. We found Dalian is a very beautiful city.



6 Read the passage and mark T (True) or F (False).

Yesterday was April 22nd. It was Jane's birthday. Her parents had a party for her in a restaurant. They had a big birthday cake at the party. There were 13 candles on it. They sang the song *Happy Birthday* and Jane blew out the candles.


Jane got many presents for her birthday. Her father bought her a guitar because she likes music very much. Her mother bought her a new MP4. Jane also got some birthday cards from her classmates. The cards said "Happy Birthday" and "Best Wishes". Jane had a very happy day.



- 1) Jane had a birthday party at home. ()
- 2) Jane is 12 years old this year. ()
- 3) Jane's mother bought her an MP4. ()
- 4) Jane got only two presents on her birthday. ()
- 5) The birthday cards were from Jane's classmates. ()

7 Look at the pictures and complete the passage.



I had a busy weekend. On Saturday morning, I cleaned my room. Then I _____ . It was a little difficult. In the afternoon, I _____ with my mother. We bought a lot of fruit  . I _____ on Saturday night. It was an interesting soccer game. On Sunday morning, I _____ in the library. Then in the afternoon, I _____ with my friends. We enjoyed ourselves very much.

8 Suppose you get a letter from one of your best friends. Read the letter carefully and write back to him/her.

Dear Li Hua,

How is everything? I'm very happy that the summer holidays are coming. I want to go to your hometown to visit you this year. Is it good? Can you tell me what the weather is like there in summer and what places I should visit? Please tell me what I should take with me there. I'm looking forward to your letter.

Give my best wishes to your parents!

Yours,
Lin Tao

Dear Lin Tao,

Recall

Writing the correct thing, always for you, not only today, but all the way through, because you are really busy to know.

Yours,
Li Hua



9 Let's sing.

Jingle Bells

$$1=F \frac{4}{4}$$

5 3 2 1 5̣ 5̣ | 5 3 2 1 6̣ 0 | 6 4 3 2 7̣ 0 | 5 5 4 2 3 0 |

Dash-ing through the snow, in a one-horse o-pen sleigh! O'er the fields we go, laughing all the way.

5 3 2 1 5̣ 0 | 5 3 2 1 6̣ 6̣ | 6 4 3 2 5 5 5 5 | 6 5 4 2 1 0 |


Bells on bob-tails ring, mak-ing spir-its bright. What fun it is to ride and sing a sleigh-ing song to-night!

3 3 3 3 3 3 | 3 5 1 2 3 - | 4 4 4 4 | 4 3 3 3 3 | 3 2 2 3 2 5 |

Jin-gle bells, Jin-gle bells, Jin-gle all the way. Oh! What fun it is to ride in a one-horse o-pen sleigh!

3 3 3 3 3 3 | 3 5 1 2 3 - | 4 4 4 4 4 3 3 3 | 5 5 4 2 1 - :||

Jin-gle bells, Jin-gle bells, Jin-gle all the way! Oh! What fun it is to ride in a one-horse o-pen sleigh!



Appendices 附录

Notes to the Texts 课文注释

Unit 5 Our School Life

Topic 1 How do you usually come to school?

Section A

1. Oh, your new bike looks very nice! 啊,你的新自行车看起来很好看!

look 意为“看起来,好像”,在此用作系动词,后面常跟形容词或介词短语。如:

She looks very happy. 她看起来很高兴。

He looks like his mother. 他看上去像他的妈妈。

2. Do you often come to school by bike? 你经常骑自行车来学校吗?

by 在此意为“乘坐(某种交通工具)”,后面直接加交通工具。如:

John often goes to Beijing by plane/train/bus. 约翰经常乘飞机/火车/巴士去北京。

Section B

The early bird catches the worm. 英语谚语,意为“早起的鸟儿有虫吃(笨鸟先飞/捷足先登)”。

Topic 2 A few students are running around the playground.

Section B

1. Excuse me, may I borrow some English workbooks? 劳驾,我可以借几本英语练习册吗?

may 在此表示请求对方许可。如:

May I come in? 我可以进来吗?

2. How long can I keep them? 我能借多久?

Section C

A few students are running around the playground. 一些学生在绕着操场跑步。

a few 意为“几个,一些”,表示肯定;few 意为“很少的,几乎没有”,表示否定。两者都可以修饰可数名词的复数形式。如:

I have a few good friends. 我有几个好朋友。

Very few students ride bikes to school in America. 在美国,很少有学生骑自行车上学。

Section D

1. Here are some photos of his. 这儿有一些他的照片。

photos of his 是双重所有格, his 是名词性物主代词。如:

a book of mine 我的一本书; a friend of hers 她的一个朋友

2. He looks happy because he loves swimming. 他看上去很高兴,因为他喜欢游泳。

Topic 3 My school life is very interesting.

Section B

I think you must like English very much. 我认为你一定很喜欢英语。

must 在这里表示肯定的推测,具有较大的可能性。如:

The light is on. He must be at home. 灯亮着,他肯定在家。

Section C

There is a soccer game between Class One and Class Two on the playground at 5:00 this afternoon.
今天下午五点,一班和二班将在操场上进行一场足球赛。

文化背景知识

King Kong 和 *The Sound of Music* 都是美国经典影片。《金刚》讲述了大猩猩金刚爱上了误闯入神秘丛林的金发美女安,从而展开了一段美女与野兽之恋。《音乐之声》讲述的是家庭女教师玛丽亚用音乐和爱心拯救了一个单亲家庭的感人故事。

Section D

1. I think *My Favorite Music* and *Science Today* are interesting. 我认为《我最喜欢的音乐》和《今日科学》两个栏目有趣。

My Favorite Music 和 *Science Today* 是报纸的栏目名称。

2. I can learn a lot from it. 我能从中学到许多(知识)。

learn ... from... 从……中学习…… 如:

I learn many things from Jim. 我从吉姆身上学到很多东西。

Unit 6 Our Local Area

Topic 1 There is a study next to my bedroom.

Section A

It's on the second floor. 它(卧室)在二楼。

floor 有“地板”之意,此处意为“(楼房的)层”。美式英语中 the first floor 意为“一楼”,而英式英语则用 the ground floor 来表示;英国人说“二楼”是 the first floor,美式英语则是 the second floor。

Section B

What's in front of the classroom? 教室的前面有什么?

in front of 表示在某人或某物的前面,指自身以外的前面;而 in the front of 表示在某物的内部的前面。如:

There is a tree in front of my house. 我家门前有一棵树。

There is a blackboard in the front of the classroom. 教室前面有一块黑板。

Topic 2 My home is in an apartment building.

Section A

1. FOR RENT 出租

rent 此处为名词,for rent 多用于告示、广告,意为“出租;招租”。

rent 还可用作动词,意为“出租”。如:

She rented (out) her apartment to students. 她把公寓出租给了学生。

2. Small apartment for students 小型学生公寓(出租)

这种不带标点符号的句子经常出现在广告语中。如:

Apartment with small rooms for students to live in 适合学生租住的小房间公寓

3. ROOM WANTED 房屋求租

4. Look for a quiet room for two people under ¥500.00 a month. 求租一间安静的双人间,月租低于500元。

under 相当于 less than,意为“低于……”。如:

It took us under an hour. 这事花了我们不到一个小时的时间。

Section B

1. Are there any near here? 附近有(商店)吗?

any 在句中用作代词,指代 stores,以避免与前文重复。

2. Oh, it's very nice of you. 噢,你真好。

相当于 Oh, it's very kind of you.

3. There are no houses on the right, but there is a tall tree. 右边没有房子,但是有一棵大树。

no 在此作形容词,用来否定名词,相当于 not a/an 或 not any,意为“没有,无”,修饰可数名词的单、复数形式以及不可数名词。如:

There are no books on the desk. 课桌上没有书。

I have no money in my wallet. 我的钱包里没有钱。

Section C

There are many old people living here. 有很多老人住在这里。

Section D

The traffic is heavy and the cost of living is high. 交通拥挤,并且生活费用高。

the cost of ... 意为“……的费用”。如:

The cost of housing is low. 住房的费用低。

Topic 3 Which is the way to the hospital?

Section A

1. Go up Xinhua Street to the end, and you'll find it on your left. 沿着新华大街走到尽头,你会发现它(银行)在你的左边。

2. Go along Xinhua Street and turn right at the first crossing. 沿着新华大街往前走,在第一个十字路口向右拐。

go along 沿着……走。

3. It's about twenty meters along on the left. 它在左前方约 20 米处。

Section B

1. You can't miss it. 你不会看不见的。

这是给别人指路时的常用语,意为“你不会看不见的/你很容易看到的”。

2. First, you need to take Bus No. 718. Then you should change to the No. 108 bus at Liyuan Stop. 你先乘坐 718 路公共汽车,然后在立元站换乘 108 路。

Bus No. 718 也可表达为 the No. 718 bus

3. No right turn 禁止右转弯。No left turn 禁止左转弯。

turn 在此作名词,意为“转弯”。

Section C

1. Every year many people get hurt or lose their lives in traffic accidents. 每年有许多人在交通事故中受伤或丧生。

get hurt 意为“受伤”;lose one's life 意为“丧生,失去生命”。

2. Second, before we cross the street, we must stop and look both ways ... 其次,在过马路之前,我们必须停下来向两边看看……

look both ways 意为“向两边看”。

3. a ticket for speeding 超速罚款单

ticket 在此意为“票据,罚款单”。

4. Stop when the light is red. 红灯亮时,你要停下来。

Section D

I'm calling from a public telephone on the corner of Zhichun Road and Qiuzhi Street. 我正在知春路和求知街交叉的拐角处的一个公用电话亭打电话。

Unit 7 The Birthday Party

Topic 1 When is your birthday?

Section A

Wow! You're a big fan of J. K. Rowling. 哇! 你真是 J. K. 罗琳的超级粉丝。

文化背景知识

J. K. 罗琳

J. K. 罗琳,英国女作家,1965年7月31日出生于英国威尔士,六岁时开始写作,处女作为《兔子》。1997年6月出版第一部《哈利·波特》,其系列丛书已被译成60多种语言,全球销售逾3亿册。

Section B

1. Oh, your birthday is coming. 噢,你的生日就要到了。

此句是用现在进行时表示将来,表示按计划或安排要发生的事。

2. 英语中日期的表达法

日期的表达法通常有两种:

(1)把月份写在日期的前面。如:

May 21st, 2001 2001年5月21日,读作:May (the) twenty-first, two thousand and one

(2)先写日期,再写月份和年份。如:

25th May, 2001 2001年5月25日,读作:the twenty-fifth of May, two thousand and one

Section C

1. Oh! I get it. 哦!我猜出来了。

2. 6.4 读作:six point four

Section D

That would be a wonderful day for Mrs. Brown. 对于布朗夫人来说,那将会是美好的一天。

Topic 2 Can you sing an English song?

Section A

1. What else can you do? 你还会做别的什么吗?

else 意为“别的,其他的”,常置于疑问代词、疑问副词或不定代词的后面。如:

Where else do you want to go? 你还想去别的地方吗?

Anything else? 你还要别的东西吗?

2. I'd like to dance to disco. 我想随着迪斯科跳舞。

3. I'm sure we'll have a good time at the party. 我确信我们会在聚会上玩得很开心。
have a good time 意为“玩得开心”。good 还可用 great, nice, wonderful 等词来代替。

Topic 3 Everyone had a good time.

Section B

1. What's the matter? 怎么啦/有什么问题?

该句后还可接 with 短语, 相当于 What's wrong with sb./sth.? 常用来询问某人/某物出了什么问题或毛病。如:

What's the matter with your bike, Kate? 相当于 What's wrong with your bike, Kate? 凯特, 你的自行车怎么啦?

2. I'm afraid it was too late. 恐怕是太晚了。

I'm afraid ... 用于礼貌地表达令人不愉快、失望或感到遗憾的事, 其后常接从句。如:

I'm afraid we can't come. 恐怕我们不能来。

Section C

1. His parents bought lots of food and drinks for us. 他父母给我们买了许多食品和饮料。

food 在此用作不可数名词, 表示食物的总称。drink 可表示不同种类的饮料, 此时是可数名词, 复数加 s。

2. Kangkang made a wish, and then he blew out the candles. 康康许了一个愿, 然后吹灭了蜡烛。
make a wish 意为“许愿”。

Unit 8 The Seasons and the Weather

Topic 1 How is the weather in winter?

Section B

1. How are things going? 一切都好吗?

相当于 How is it going?

2. Remember to put on your raincoat when you go outside. 当你出去时, 记住穿雨衣。

remember to do sth. 意为“记住要去做某事”。如:

Please remember to close the door when you go out. 你出去的时候, 请记得把门关上。

3. The lowest temperature is -8°C and the highest temperature is -2°C . 最低温度 -8°C , 最高温度 -2°C 。

-8°C 指的是零下八摄氏度, 读作: eight degrees Celsius /'seɪsɪəs/ below zero 或 minus /'maɪnəs/ eight degrees centigrade /'sentɪɡreɪd/。

Section C

1. ..., but later on, it may get fine again. …… , 但是随后, (天气) 可能又会阳光灿烂。

get 在这里是系动词, 意为“变得”, 后接形容词。如:

It is getting dark. 天色变暗了。

2. Everything comes back to life. 万物复苏。
come back to life 复苏, 苏醒, 复活。如:
Suddenly, he came back to life. 他突然醒了过来。
3. ..., and the farmers are busy harvesting. …… , 农民们忙着收割。
be busy doing sth. 意为“忙着做某事”。如:
I'm busy doing my homework. 我正忙着做家庭作业。

Section D

I hope all is well with you! 祝您一切顺利!

Topic 2 The summer holidays are coming.

Section A

Each of you has a good plan for the holidays. 你们每个人都有一个好的假期计划。
each of 后接复数名词或代词, 谓语动词通常用单数。如:
Each of the answers is correct. 每个答案都正确。

Section C

1. You should carry a map and decide what you want to visit. 你应该带一幅地图并决定好你要参观的地方。
2. You should only drink safe water. 你应该只喝不损害健康的水。

Section D

1. How are you doing? 你最近好吗?
问候语, 相当于 How are you?
2. Please give my love to your parents. 请代我向你父母问好。

Topic 3 Let's celebrate!

Section A

1. On this day, people eat sweet dumplings for good luck, watch lantern shows and guess riddles on lanterns. 人们在这一天吃元宵求好运、观灯展和猜灯谜。
2. Families in America get together for a big dinner. 在美国(感恩节时), 全家人欢聚一堂, 共享大餐。

文化背景知识

感恩节

感恩节是美国的全国假日。始于1621年秋天, 普利茅斯总督布鲁德福邀请邻近的印第安人与移民共庆丰收, 举行狂欢活动。1863年林肯总统宣布感恩节为法定假日, 通常在11月的最后一个星期四。人们在这一天的正餐(Thanksgiving Dinner)吃火鸡和南瓜馅饼已成为民间习俗。

复活节

复活节,基督教一年一度的节日,在三月或四月的一个星期日,纪念耶稣在十字架上受刑死后复活。复活节期间人们制作彩蛋吃,称为 Easter eggs。

Section B

1. Christmas is the most important festival in many countries. 圣诞节在许多国家都是最重要的节日。

2. They think the presents must be from Santa Claus! 他们认为礼物一定是圣诞老人送来的!
文化背景知识

圣诞树

圣诞树是圣诞节最重要的装饰点缀物。树上挂满闪闪发光的金银纸片、用棉花制成的雪花和五颜六色的彩灯、蜡烛、玩具、礼物等装饰品。树顶上还装有一颗大星。根据西方国家的习俗,圣诞之夜,人们围坐在圣诞树下唱歌跳舞,尽情欢乐。

圣诞老人

传说圣诞老人头戴红色尖帽,身穿白皮袖边、白皮领子的大红袍,腰间扎着一条宽布带在圣诞夜驾着八头鹿拉着的满载礼物的雪橇,从北方雪国来到各家各户,由屋顶的烟囱下来,经过壁炉到房间内,把糖果、玩具等礼物装进孩子们吊在壁炉旁或床尾的袜子里。

Section C

1. In China, the Spring Festival is a big event. 在中国,春节是一件大事。

2. People usually start preparing for the festival one month before it comes. 人们通常提前一个月就开始为节日做准备。

start doing sth. 意为“开始做某事”。如:

They start cooking supper. 他们开始做晚饭。

3. Then we knocked on our neighbors' doors and shouted, "Trick or treat!" 然后我们去敲邻居家的门,并叫道:“不请客就捣乱!”

Trick or treat! “不请客就捣乱!”“不给糖果就捣蛋!”这是西方万圣节的传统习俗。在万圣节的前夜,孩子们挨家挨户要糖果等礼物,若不给,则胡闹一番。

Grammar 语法

I. 介词 (Prepositions)

介词一般用于名词或代词前,表示该词与句子其他成分的关系。介词后面的名词或代词称为介词宾语。介词和介词宾语一起构成介词短语。

本册教材中出现的一些表示场所、方向、时间和日期的介词:

1. 表示场所的介词: at, in, on, under, near, next to, between, in front of, behind
2. 表示方向的介词: along, across, across from, to
3. 表示时间和日期的介词: at, on, in

本册教材中出现的介词短语和包含介词短语的句子:

of: a picture of my family some places of interest What do you think of it?

for: a ticket for speeding buy ... for ... for a short time count them for me
a present for Kangkang's birthday a good plan for the holidays
Thank you for your hard work! It's a good season for flying kites.

to: take these flowers to the party The same to you. Happy birthday to you!

by: by bus/bike/car/boat/ship/train/plane/subway by the fireplace We made the cards by hand.
People show their love for their mothers by giving cards and other presents.

at: 后跟具体的时刻或地点 如:

at half past seven at the end of Park Road at the first crossing
at the back of the classroom

其他: at school at home at the party be good at at the age of

on: 后跟日期、星期几或含有日期和星期几的时间状语 如:

on May 22nd on weekdays on Monday on the morning of Christmas Day

其他: on foot on the playground on the street on the shelf work on math problems
on the second floor on the right go on a trip go on holiday play tricks on sb.
on the corner of

in: 后跟年、月和季节 如:

in the new year in 2003 in June in spring

后跟地点 如:

in the park in the gym/library/swimming pool/garden/kitchen/bedroom in our area
in the center of the school in my home in our community in the countryside

其他: in the morning/afternoon/evening in one's free time in Grade 7

in the newspaper in Chinese in traffic accidents in most areas of China
in the end do well in

from: be different from be far from be across from come from learn ... from ...
from 9:00 a. m. to 5:00 p. m.

in front of: What's in front of the classroom?

in the front of: Are there two students in the front of the classroom?

between ... and ...: between Class One and Class Two

about: learn about the past know about school life talk about their holiday plans
something about Yunnan

with: with my friends play with houses with big yards with one's help

after: after school/work/dinner/lunch

next to: next to my bedroom next to the photo

under: under ¥500 a month under the tree

near: near my desk

behind: behind the door

along: go along this road

across: go across the bridge

本册教材中出现的动词和介词的固定搭配:

look at look for look like listen to get to talk about

II. 序数词 (Ordinal Numbers)

序数词表示事物的顺序,往往与定冠词 the 连用,当其前面有 this, that, my 等限定词修饰时则不用 the。如:

Turn right at the second street. 在第二个街口向右拐。

This is our first lesson. 这是我们的第一课。

序数词的构成规则:

1. 序数词一般由基数词词尾加-th 构成。如:

ten → tenth six → sixth

2. 以-ty 结尾的基数词,要先变 y 为 i, 再加-eth。如:

thirty → thirtieth seventy → seventieth

3. 有些基数词变为序数词时,有其特殊的地方。如:

one → first two → second three → third five → fifth eight → eighth nine → ninth
twelve → twelfth

4. 对于多位数词,将其个位上的基数词变为序数词即可。如:

forty-three → forty-third one hundred and sixty-eight → one hundred and sixty-eighth

5. 序数词可以用缩写形式。如:

first	1st	twenty-first	21st
second	2nd	twenty-second	22nd
third	3rd	twenty-third	23rd
fourth	4th	thirtieth	30th
fifth	5th	thirty-ninth	39th
sixth	6th	fortieth	40th
seventh	7th	fiftieth	50th
eighth	8th	sixtieth	60th
ninth	9th	seventieth	70th
tenth	10th	eightieth	80th
eleventh	11th	ninetieth	90th
twelfth	12th	hundredth	100th
twentieth	20th	one hundred and first	101st

III. 情态动词 (Modal Verbs)

情态动词本身有一定的意义,但不完整,因此不能在句子中独立作谓语,只能和动词原形一起构成谓语,表示说话人对某一动作或状态的语气或态度。情态动词通常没有人称和数的变化。常见的情态动词有:

can 表示能力、许可或可能。在口语中,can 可以代替 may 表示许可,而 may 比较正式。

must 意为“必须,应该”。否定式 must not 表示不许可、不准或禁止。

have to 意为“必须,不得不”。在这个意义上与 must 很接近,但 must 侧重说话人的主观看法,而 have to 侧重客观需要,且有人称、数以及时态上的变化。

should 是 shall 的过去式,作为情态动词时,表示劝告或建议,意为“应当,应该”。否定形式为 should not 或 shouldn't。如:

You should be careful. 你应该小心点。

You should plan where you want to go. 你应该计划一下你想去哪里。

You should not stay in the sun too long. 你不应该在太阳下待得太久。

can 作为情态动词,有时态但无人称的变化,否定式是 can not 或 can't, 过去式是 could, 过去式的否定式是 could not 或 couldn't。它们有以下几种用法:

1. can 表示能力,could 用于一般过去时,表示过去的能力。如:

— Can you sing Chinese songs? 你会唱中文歌吗?

— Yes, I can. 是的,我会。

They can sing English songs now, but they couldn't sing any English songs two years ago. 他们现在会唱英语歌了,但是两年前他们什么英语歌也不会唱。

2. can 和 could 表示许可或请求许可,could 语气更委婉、客气。如:

— Can I borrow a book? 我能借本书吗?

— I am sorry you can't borrow it today. 对不起,今天不能借。

— Could you help me with my Chinese? 劳驾,能帮我学习中文吗?

— No problem. 没问题。

注意:否定形式 can not 比缩写形式 can't 更正式,口语中一般用缩写形式。can 表示的“能力”为现在的能力,而不能表示过去或将来的能力。

IV. 冠词 (Articles)(II)

冠词置于名词前,起着说明名词所指的人或事物或限定名词的作用。冠词分为不定冠词(the Indefinite Article)和定冠词(the Definite Article)两种。

a (an) 是不定冠词,a 用在以辅音音素开头的单词或字母之前,如 a road, a boy, a “U”; an 用在以元音音素开头的单词或字母之前,如 an hour, an old man, an “H”。

the 是定冠词,在辅音音素前读 /ðə/, 在元音音素前读 /ði:/。

定冠词的基本用法:

用法	例词或例句
表示说话者与听话者都知道的人或事物	— Where is my T-shirt? — It's on the bed.
表示一类事物的整体,以区别于其他事物	The train goes faster than the bus.
指上文提过的人或事物	I live in an apartment. The apartment is very nice.
用在表示西洋乐器名称的名词前	play the piano/guitar
用在世界上独一无二的事物前	the sun/earth/moon
用在序数词前	My bedroom is on the third floor.

续表

用 法	例词或例句
用在形容词和副词最高级之前	Summer is the hottest season. He runs (the) fastest.
用在由普通名词构成的专有名词前	the Great Wall the Children's Hospital
用在姓氏的复数形式前,表示某一家人	the Smiths
用在一些习惯用语中	in the morning/afternoon/evening on the right/left

不用冠词的情况:

用 法	例词或例句
在专有名词和不可数名词前	Beijing Class 4 milk
在星期、月份、季节、节日名词前	It's Sunday today. It's very cold in winter. Thanksgiving Day is an important festival in America.
复数名词表示一类人或事物时	Children like animals. Oranges are orange.
名词前已有 this, that, my, your, some, any, every, each 等限定词修饰时	This is my book. How much are these oranges? There are some people in the room.
在称呼语、头衔和职务名词前	Mrs. Smith likes making things. Mom, this is my Chinese teacher, Mr. Li. They made him monitor.
在一日三餐及球类名词前	He often goes to school without breakfast. Michael likes playing basketball.
在某些固定词组中	go to school/work/bed at night/noon

V. There be 结构 (There be Structure)

There be 句型的构成形式一般为“*There is/are + 某物/人 + 某地/时*”,表示“某地/时有某物/人”。

There be 结构的一般现在时基本句型如下:

肯 定	There is a computer on the desk.	There are some students on the playground.
否 定	There isn't a computer on the desk.	There aren't any students on the playground.
疑 问	Is there a computer on the desk?	Are there any students on the playground?
回 答	Yes, there is. No, there isn't.	Yes, there are. No, there aren't.

注意: There be 句型中,遵循就近一致原则,be 动词的形式由最靠近它的主语决定。如:
There is a map, a computer and some books on the desk. 书桌上有一幅地图、一台电脑和一些书。
On the second floor, there are two bedrooms and a small study. 二楼有两间卧室和一间小书房。

VI. 时态 (Tenses)

1. 现在进行时 (Present Continuous)

现在进行时表示正在发生或进行的动作,常与 now, at the moment 等时间状语连用。谓动词形式为:“*be + v. -ing*”(其中 be 动词的具体形式为 am/is/are)。如:

He is sleeping at the moment. 他现在正在睡觉。

此外,现在进行时还有以下两种基本用法:

(1)表示当前一段时间内的活动或现阶段正在进行的动作。如:

I'm studying in Datun High School. 我在大屯高中上学。

(2)某些动词的现在进行时还可以表示将来,具有“意图”、“安排”或“打算”的含义,并且可以与表示将来的时间状语连用。如:

We are going to Beijing this afternoon. 今天下午我们就要去北京了。(即将动身去北京,但并未出发。)

The bus is coming. 车来了。(车正往这边行驶,但车还未开到跟前。)

动词 *v. -ing* 的构成形式如下:

规 则	原 形	-ing 形式
一般在动词原形末尾加-ing	wash catch	washing catching
以不发音字母 e 结尾的动词,先去掉 e,再加-ing	make ride	making riding
以重读闭音节结尾的动词,如果末尾只有一个辅音字母,应先双写这个字母,再加-ing	sit get	sitting getting

2. 一般过去时(Past Simple)

一般过去时表示过去某个时间发生的动作或存在的状态,常与 a few days/weeks/months ago, yesterday, last year, in those days, just now, in 1990 等表示过去的时间状语连用;一般过去时也表示过去经常或反复发生的动作。如:

I got up at 6:30 yesterday. 昨天我6点30分起床。

My father was at work yesterday afternoon. 昨天下午我父亲在上班。

He always went to work by bus last year. 去年他总是乘公共汽车上班。

一般过去时的形式及其用法:

动 词	肯 定 式	否 定 式
be	I was ... He (She, It) was ... We (You, They) were ...	I was not (wasn't) ... He (She, It) was not (wasn't) ... We (You, They) were not (weren't) ...
dance	I (You, He, She, It, We, You, They) danced ...	I (You, He, She, It, We, You, They) did not (didn't) dance ...
can	I (You, He, She, It, We, You, They) could ...	I (You, He, She, It, We, You, They) could not (couldn't) ...

动 词	疑问式和简略答语		
	第一人称	第二人称	第三人称
be	Was I ...? Yes, you were. No, you were not (weren't).	Were you ...? Yes, I was. No, I was not (wasn't).	Was he (she, it) ...? Yes, he (she, it) was. No, he (she, it) was not (wasn't).
	Were we ...? Yes, you (we) were. No, you (we) were not (weren't).	Were you ...? Yes, we were. No, we were not (weren't).	Were they ...? Yes, they were. No, they were not (weren't).

续表

动词	疑问式和简略答语		
	第一人称	第二人称	第三人称
dance	Did I dance? Yes, you did. No, you did not (didn't).	Did you dance? Yes, I did. No, I did not (didn't).	Did he (she, it) dance? Yes, he (she, it) did. No, he (she, it) did not (didn't).
	Did we dance? Yes, we (you) did. No, we (you) did not (didn't).	Did you dance? Yes, we did. No, we did not (didn't).	Did they dance? Yes, they did. No, they did not (didn't).
can	Could I (we) dance? Yes, you (we) could. No, you (we) could not (couldn't).	Could you dance? Yes, I could. No, I could not (couldn't).	Could he (she, it) dance? Yes, he (she, it) could. No, he (she, it) could not (couldn't).

规则动词过去式的构成形式如下:

构成规则	原形	过去式
一般在动词原形末尾加-ed	look play	looked /lʊkt/ played /pleɪd/
结尾是不发音字母 e 的动词加-d	live hope	lived /lɪvd/ hoped /həʊpt/
末尾只有一个辅音字母的重读闭音节词,先双写这个辅音字母,再加-ed	stop plan	stopped /stɒpt/ planned /plænd/
结尾是“辅音字母 +y”的动词,先变 y 为 i,再加-ed	study worry	studied /'stʌdɪd/ worried /'wʌrɪd/

规则动词过去式的读音如下:

	读音	例词
在清辅音后面	/t/	finished /'fɪnɪʃt/ cooked /kʊkt/
在浊辅音和元音后面	/d/	called /kɔːld/ borrowed /'bɒrəʊd/
在 /t/, /d/ 音后面	/ɪd/	wanted /'wɒntɪd/ needed /'niːdɪd/

不规则动词过去式参见本书 147 页不规则动词表。

VII. 祈使句 (Imperatives)

祈使句表示请求、命令、建议等,句子通常不带主语,谓语动词用原形,朗读时用降调。

1. 祈使句有肯定、否定之分。肯定形式一般以动词原形开头,其否定形式是在谓语动词前加 do not 或 don't。如:

Put them away, please. 请把它们收起来。

Be careful. 当心。

Do not put them here. 别把它们放在这儿。

Don't be late for school. 上学不要迟到。

2. 以 let 开头的祈使句常表示建议做某事。其否定形式常为 Don't let sb. do ... (英式) 或 Let sb. not do ... 如:

Let him help me. 让他帮我一下。

Let's help him. 咱们帮帮他。

Don't let him do that. 别让他干那样的事了。

Let's not go. 咱们不去了。

VIII. 疑问句 (Interrogative Sentences)

1. 一般疑问句 (Yes/No Questions)

一般疑问句是指可以用 Yes 或 No 直接回答的疑问句。如：

- | | |
|--|----------------------------------|
| — Do you usually go to school by bike? | — Yes, I do. / No, I don't. |
| — Can Maria perform ballet? | — Yes, she can. / No, she can't. |
| — Was yesterday Kangkang's birthday? | — Yes, it was. / No, it wasn't. |

2. 特殊疑问句(Wh- Questions)

特殊疑问句是以特殊疑问词开头的疑问句。本册教材中出现的主要特殊疑问句及其答语如下：

- | | |
|--|--|
| — How do you usually come to school? | — I usually come to school by subway. |
| — Where do they usually have lunch? | — They usually have lunch at school. |
| — What do they do in their free time? | — They often play basketball and soccer. |
| — How often do you come to the library? | — Three times a week. |
| — How long can I keep them? | — Two weeks. |
| — What do you think of it? | — I don't like it. |
| — Which subject do you like best? | — I like history best. |
| — Why do you like it? | — Because it's easy and interesting. |
| — Where is your bedroom? | — It's on the second floor. |
| — What kind of home do you live in? | — It's a townhouse with two floors. |
| — How can I get to the library? | — Go along Xinhua Street and turn right at the first crossing. It's about twenty meters along on the left. |
| — When was she born, do you know? | — She was born in July, 1965. |
| — Where was she born? | — In Wales, the UK. |
| — What's the date today? | — It's May 8th. |
| — What's the shape of your present? | — It's round. |
| — What else can you do? | — I can dance and play the guitar. |
| — How was Kangkang's birthday party? | — It was very nice. |
| — What's the matter? | — I missed the chair and fell down. |
| — What's the weather like in spring? | — It's warm. |
| — How is the weather in fall? | — It's cool. |
| — Which season do you like best, spring, summer, fall or winter? | — Well, it's hard to say. I liked winter before, but now I like summer best. |
| — What is the weather like in Beijing? | — It's rainy today, but it was sunny and warm yesterday. |
| — What's the temperature, do you know? | — The lowest temperature is -8°C and the highest temperature is -2°C . |
| — What places should I visit in Yunnan? | — You should visit Dali and Lijiang. |

3. 选择疑问句(Or Questions)

选择疑问句是说话者对问题提出两个或两个以上的选项,让对方选择回答的疑问句。其结构是:一般疑问句或特殊疑问句加选择部分,选择部分用 or 连接,朗读时前面用升调,最后一个选项用降调。回答时须选择回答,不能用 yes 或 no 回答。如:

- (1) — Do you want to sing Chinese songs or English songs?
— Chinese songs.
- (2) — Which season do you like best, spring, summer, fall or winter?
— Well, it's hard to say. I liked winter before, but now I like summer best.

Pronunciation Skills 发音技巧

1. 浊化 (Voicing)

浊化是指把清辅音发成与其对应的浊辅音。浊化主要有以下两种情况:

(1) /s/后面的清辅音要浊化。

stand 的音标为 /stænd/, 根据浊化规则, /s/后面的 /t/要浊化成 /d/, 即这个单词的发音应为 /sdænd/。如:

sport /spɔ:t/ → /sbɔ:t/ skate /sket/ → /sget/

(2) 单词中, 当 /t/前后都是元音时, /t/被浊化为 /d/。

writer 的音标为 /'raɪtə/, 但由于 /t/的前后分别是元音 /aɪ/和 /ə/, 因此 /t/被浊化为 /d/, 真正的发音听起来与 rider 这个词的发音 /'raɪdə/几乎没有区别。如:

letter /'letə/ → /'ledə/ later /'leɪtə/ → /'leɪdə/

2. 成节音 (Syllabic)

英语中一个元音或一个元音前(后)加上一个(或数个)辅音可以构成一个音节。如 driver /'draɪvə(r)/ 包含 /draɪ/和 /və/两个音节。但较响亮的辅音 /l/, /m/, /n/在没有元音的情况下, 与它前面的辅音也可以构成一个音节, 称为成节音。如:

table /bl/, little /tl/, camel /ml/, cousin /zn/, seven /vn/

3. 弱读 (Weak Forms)

一般来说, 英语中有些非重读词(主要为助动词、情态动词、系动词、介词、连词、冠词和人称代词等)有两种读音形式: 强读式和弱读式。如:

does /dʌz/ (强读式), /dəz/ (弱读式)

as /æz/ (强读式), /əz/ (弱读式)

am /æm/ (强读式), /əm/ (弱读式)

an /æn/ (强读式), /ən/ (弱读式)

for /fɔ:r/ (强读式), /fər/ (弱读式)

me /mi:/ (强读式), /mi/ (弱读式)

Words and Expressions in Each Unit 各单元词汇表

注:黑体词为《英语课程标准》要求掌握的词,白体词为课文中要求理解的词。单词后的数字是指此词第一次出现的页码。本词汇表采用 IPA(International Phonetic Alphabet 国际音标)标注系统。

Unit 5

Topic 1 How do you usually come to school?

- gate** /geɪt/ *n.* 大门 (1)
- by** /baɪ/ *prep.* (表示方式,如乘车等);
按照 (1)
adv. 经过
- subway /'sʌbweɪ/ (**underground** /'ʌndə(r)
graʊnd/ BrE) *n.* 地铁 (1)
- always** /'ɔ:lweɪz/ *adv.* 总是,一直 (1)
- come on 快点儿;加油;来吧 (1)
- on foot 步行 (1)
- plane** /pleɪn/ *n.* 飞机 (2)
- train** /treɪn/ *n.* 火车 (2)
v. 培训
- ship** /ʃɪp/ *n.* (大)船,舰 (2)
- boat** /bəʊt/ *n.* 小船,舟 (2)
- weekday** /'wi:kdeɪ/ *n.* 工作日 (3)
- early** /'ɜ:(r)li/ *adj.* 早的;提早的 (3)
adv. 早地;提早 (74)
- bird** /bɜ:(r)d/ *n.* 鸟 (3)
- catch** /kætʃ/ *v.* 捉住;接住;染疾 (3)
- worm /wɜ:(r)m/ *n.* 软体虫 (3)
- sometimes** /'sʌmtaɪmz/ *adv.* 有时 (3)
- seldom** /'seldəm/ *adv.* 很少 (3)
- walk** /wɔ:k/ *v. & n.* 步行;散步 (3)
- never** /'nevə(r)/ *adv.* 从不 (3)
- ride** /raɪd/ *v.* 骑(自行车、马等) (3)
- park** /pɑ:(r)k/ *n.* 公园 (4)
v. 停(车) (37)
- watch** /wɒtʃ/; /wɒtʃ/ *v.* 观看;当心 (4)
n. 手表
- TV** /ti:'vi:/ = **television** /'telɪvɪʒn/ *n.* 电视 (4)
watch TV 看电视 (4)
- soccer /'sɔ:kə(r)/; /'sɒkə(r)/ (**football**
/'fʊtbɔ:l/ BrE) *n.* 足球(运动) (4)
- movie** /'mu:vi/ (**film** /fɪlm/ BrE) *n.* 电影 (4)
- begin** /bɪ'gɪn/ *v.* 开始 (5)
- at school 在学校;在上课 (5)
- after** /'æftə(r)/; /'ɑ:ftə(r)/ *prep.* 在……后 (5)
conj. 在……以后
- bed** /bed/ *n.* 床 (5)
- basketball** /'bæskɪtbɔ:l/; /'bɑ:skɪtbɔ:l/
n. 篮球 (6)
- swim** /swɪm/ *v. & n.* 游泳 (6)
- listen** /'lɪsn/ *v.* (注意地)听 (6)
- music** /'mju:zɪk/ *n.* 音乐 (6)
- library** /'laɪbrəri/; /'laɪbrəri/ *n.* 图书馆 (6)
- week** /wi:k/ *n.* 星期,周 (6)
- once** /wʌns/ *adv.* 一次;曾经 (6)

<i>conj.</i> 一旦	
twice /twaɪs/ <i>adv.</i> 两次; 两倍	(6)
great /ɡreɪt/ <i>adj.</i> 伟大的; 好极了	(7)
wall /wɔ:l/ <i>n.</i> 墙	(7)
the Great Wall 长城	(7)
life /laɪf/ <i>n.</i> 生活; 生命	(7)
American /ə'merɪkən/ <i>adj.</i> 美国的	(7)
<i>n.</i> 美国人	
or /ɔ:(r)/ <i>conj.</i> 或者; 否则	(8)
over /'əʊvə(r)/ <i>adv.</i> 结束; 穿过; 多于	(8)
<i>prep.</i> 在……上面	
more /mɔ:(r)/ <i>det.</i> 更多的	(8)
<i>adv.</i> 更多	
talk /tɔ:k/ <i>v. & n.</i> 谈话	(8)

Topic 2 A few students are running around the playground.

make /meɪk/ <i>v.</i> 做, 制造; 使成为	(9)
card /kɑ:(r)d/ <i>n.</i> 卡片; 贺卡	(9)
boring /'bɔ:ɪŋ/ <i>adj.</i> 没趣的, 无聊的	(9)
soon /su:n/ <i>adv.</i> 很快, 马上	(9)
classroom /'klæsru:m/; /'klɑ:sru:m/ <i>n.</i> 教室	(9)
playground /'pleɪgraʊnd/ <i>n.</i> 操场	(9)
lab /læb/ = laboratory /'læbrətɔ:ri/; /lə'brɔ:təri/ <i>n.</i> 实验室	(9)
computer /kəm'pjʊtə(r)/ <i>n.</i> 计算机	(9)
room /ru:m; rʊm/ <i>n.</i> 房间; 空间	(9)
hall /hɔ:l/ <i>n.</i> 大厅, 礼堂	(9)
dining hall 餐厅	(9)
gym /dʒɪm/ = gymnasium /dʒɪm'neɪzɪəm/ <i>n.</i> 体育馆, 健身房	(9)
building /'bɪldɪŋ/ <i>n.</i> 建筑物, 楼房	(9)
swimming /'swɪmɪŋ/ <i>n.</i> 游泳	(9)
pool /pu:l/ <i>n.</i> 水池, 水塘	(9)
clean /kli:n/ <i>v.</i> 使……干净	(10)
<i>adj.</i> 干净的	

do some cleaning 打扫	(10)
run /rʌn/ <i>v.</i> 跑	(10)
dance /dæns/; /dɑ:ns/ <i>v. & n.</i> 跳舞	(10)
borrow /'bɔ:rəʊ/; /'bɒrəʊ/ <i>v.</i> 借, 借用	(11)
workbook /'wɜ:(r)kbʊk/ <i>n.</i> 练习册	(11)
course /kɔ:(r)s/ <i>n.</i> 过程; 课程	(11)
of course 当然	(11)
use /ju:z/ <i>v.</i> 用, 使用	(11)
/ju:s/ <i>n.</i> 用, 使用	
look for 寻找	(11)
shelf /ʃelf/ (<i>pl.</i> shelves /ʃelvz/)	
<i>n.</i> 架子	(11)
keep /ki:p/ <i>v.</i> 保存; 保持	(11)
must /mʌst; məst/ <i>modal v.</i> 必须	(11)
return /rɪ'tɜ:(r)n/ <i>v.</i> 归还; 回来	(11)
on time 准时, 按时	(11)
newspaper /'nju:zpeɪpə(r)/; /'nju:zpeɪpə(r)/	
<i>n.</i> 报纸	(11)
Lost and Found 失物招领处	(12)
money /'mʌni/ <i>n.</i> 钱	(12)
wallet /'wɔ:lɪt/; /'wɒlɪt/ <i>n.</i> 钱包	(12)
around /ə'raʊnd/ <i>adv. & prep.</i> 到处; 围绕	(13)
few /fju:/ <i>adj.</i> 很少, 不多	(13)
<i>pron.</i> 很少人(或事物、地方)	
a few 一些	(13)
game /geɪm/ <i>n.</i> 比赛; 运动; 游戏	(13)
sit /sɪt/ <i>v.</i> 坐	(13)
ping-pong <i>n.</i> 乒乓球运动	(13)
lesson /'lesn/ <i>n.</i> 课	(13)
write /raɪt/ <i>v.</i> 写	(13)
aha /ɑ:'hɑ:/ <i>interj.</i> 啊哈	(13)
blackboard /'blækbɔ:(r)d/ <i>n.</i> 黑板	(13)
at the back of 在……的后面	(13)
draw /drɔ:/ <i>v.</i> 绘画; 抽签	(14)
<i>n.</i> 抽签, 抽奖	
picture /'pɪktʃə(r)/ <i>n.</i> 图片	(14)

because /bɪ'kɔːz/; /bɪ'kɒz/ *conj.* 因为 (16)

Japanese /ˌdʒæpə'niːz/ *adj.* 日本的;
日本人的; 日语的 (16)

n. 日语; 日本人 (64)

wonderful /'wʌndə(r)fl/ *adj.* 精彩的
(16)

also /'ɔːlsəʊ/ *adv.* 也, 而且 (16)

Topic 3 My school life is very interesting.

Wednesday /'wenzdeɪ; 'wenzdi/ *n.* 星期三
(17)

Monday /'mʌndeɪ; 'mʌndi/ *n.* 星期一
(17)

Tuesday /'tuːzdeɪ/; /'tjuːzdeɪ; 'tjuːzdi/
n. 星期二 (17)

Thursday /'θɜː(r)zdeɪ; 'θɜː(r)zdi/
n. 星期四 (17)

Friday /'fraɪdeɪ/; /'fraɪdi/ *n.* 星期五 (17)

physics /'fɪzɪks/ *n.* 物理(学) (17)

geography /dʒi'ɑːgrəfi/; /dʒi'ɒgrəfi/
n. 地理(学) (17)

P. E. /ˌpiː 'iː/ = **physical education**
/'fɪzɪkl ɪdʒu'keɪʃn/ *n.* 体育 (17)

art /ɑː(r)t/ *n.* 美术, 艺术 (17)

history /'hɪstri/ *n.* 历史 (18)

math /mæθ/ = **mathematics** /ˌmæθə'mætiks/
n. 数学 (18)

biology /baɪ'ɔːlədʒi/; /baɪ'ɒlədʒi/ *n.*
生物(学) (18)

politics /'pɔːlətɪks/; /'pɒlətɪks/ *n.* 政治
(18)

science /'saɪəns/ *n.* 科学 (18)

meeting /'miːtɪŋ/ *n.* 会议; 会面 (18)

easy /'iːzi/ *adj.* 容易的 (19)

interesting /'ɪntrəstɪŋ; 'ɪntrestɪŋ/ *adj.* 有趣的
(19)

difficult /'dɪfɪkəlt/ *adj.* 难的 (19)

learn /lɜː(r)n/ *v.* 学习, 学会 (20)

which /wɪtʃ/ *det. & pron.* 哪一个, 哪一些
(20)

subject /'sʌbdʒɪkt; 'sʌbdʒekt/ *n.* 学科; 主题
(20)

best /best/ *adv. & adj.* 最好地(的)
(good 和 well 的最高级) (20)

study /'stʌdi/ *v.* 学习; 研究 (21)
n. 书房 (27)

outdoor /'aʊtdɔː(r)/ *adj.* 户外的 (21)

activity /æk'tɪvəti/ *n.* 活动 (21)

attention /ə'tenʃn/ *n.* 注意 (22)

between /bɪ'twiːn/ *prep.* 在……中间 (22)

stamp /stæmp/ *n.* 邮票 (22)
v. 踩(脚)

Saturday /'sætə(r)deɪ; 'sætə(r)di/ *n.* 星期六
(22)

from ... to ... 从……到…… (22)

night /naɪt/ *n.* 夜晚 (22)

sound /saʊnd/ *n.* 声音 (22)
v. 听起来好像 (91)

February /'februəri/; /'februəri/ *n.* (Feb.)
二月 (24)

hard /hɑː(r)d/ *adj.* 努力的; 困难的 (24)
adv. 艰难地; 努力地 (69)

Review of Unit 5

late /leɪt/ *adv.* 晚, 迟 (26)

adj. 迟(的), 晚(的) (74)

Unit 6

Topic 1 There is a study next to my bedroom.

beautiful /'bjʊ:tɪfl/ *adj.* 美丽的 (27)

garden /'gɑː(r)dn/ *n.* 花园 (27)

- bedroom** /'bedru:m/; /'bedrum/ *n.* 卧室 (27)
- second** /'sekənd/ *num. & adv.* 第二 (27)
- floor** /flɔ:(r)/ *n.* 楼层; 地板 (27)
- and so on 等等 (27)
- upstairs /'ʌp'steəz/ *adv.* 在(或向)楼上 (27)
- kitchen** /'kɪtʃɪn/ *n.* 厨房 (27)
- dining room 餐厅 (27)
- living room 客厅, 起居室 (27)
- bathroom** /'bæθru:m/; /'bɑ:θru:m/ *n.* 浴室; 洗手间 (27)
- first** /fɜ:(r)st/ *num. & adv.* 第一 (28)
- lamp /læmp/ *n.* 灯 (29)
- clock** /klɔ:k/; /klɒk/ *n.* 钟 (29)
- near** /niə(r)/ *prep.* 在……附近 (29)
- adv.* 在附近 (37)
- adj.* 近的
- under** /'ʌndə(r)/ *prep.* 在……下面; 少于 (29)
- chair** /tʃeə(r)/ *n.* 椅子 (29)
- behind** /br'haɪnd/ *prep.* 在……后面 (29)
- front** /frʌnt/ *n.* 前面, 前部 (30)
- adj.* 前面的, 前部的
- in front of 在……前面 (30)
- guitar** /gɪ'tɑ:(r)/ *n.* 吉他 (30)
- window** /'wɪndəʊ/ *n.* 窗户 (30)
- table** /'teɪbl/ *n.* 桌子; 表格 (30)
- key** /ki:/ *n.* 钥匙; 关键 (30)
- put** /pʊt/ *v.* 放 (30)
- away** /ə'weɪ/ *adv.* 离开 (30)
- put away 将……收起 (30)
- door** /dɔ:(r)/ *n.* 门 (30)
- look after 照顾 (30)
- thing** /θɪŋ/ *n.* 东西; 事情 (30)
- center** /'sentə(r)/ *n.* 中心 (31)
- in the center of 在……中心 (31)
- yard** /jɑ:(r)d/ *n.* 院子 (31)
- flower** /'flaʊə(r)/ *n.* 花 (31)
- house** /haʊs/ *n.* 房子 (31)
- large** /lɑ:(r)dʒ/ *adj.* 大的, 巨大的 (31)
- left** /left/ *n.* 左, 左边 (31)
- adv.* 向左 (43)
- adj.* 左边的 (46)
- model** /'mɔ:dl/; /'mɒdl/ *n.* 模型; 模特儿 (32)
- only** /'əʊnli/ *adv.* 仅仅, 只有 (32)
- adj.* 仅有的, 唯一的
- Topic 2 My home is in an apartment building.**
- townhouse /'taunhaus/ *n.* 排房 (35)
- farmhouse /'fɑ:(r)mhaus/ *n.* 农场住宅 (35)
- country** /'kʌntri/ *n.* 农村; 国家 (35)
- apartment /ə'pɑ:(r)tment/ *n.* (美)公寓套房 (35)
- rent /rent/ *v.* 租借; 出租 (35)
- quiet** /'kwaɪət/ *adj.* 安静的 (35)
- month** /mʌnθ/ *n.* 月, 月份 (35)
- for rent 出租 (35)
- neighbor** /'neɪbə(r)/ *n.* 邻居 (37)
- store** /stɔ:(r)/ *n.* (大型)百货商店 (37)
- bank** /bæŋk/ *n.* 银行; 岸 (37)
- street** /stri:t/ *n.* 街道 (37)
- corner** /'kɔ:(r)nə(r)/ *n.* 拐角; 角 (37)
- post** /pəʊst/ *n.* 邮件; 邮政 (37)
- v.* 邮寄 (37)
- post office 邮局 (37)
- bookstore /'bʊkstɔ:(r)/ *n.* (美)书店 (37)
- parking lot 停车场 (37)
- supermarket** /'su:pəmə:kæt/;
/ 'sju:pəmə:kɪt/ *n.* 超市 (37)
- railway** /'reɪlweɪ/ *n.* 铁路 (37)
- station** /'steɪʃn/ *n.* 车站 (37)

- end** /end/ *n.* 尽头; 结尾 (38)
v. 结束
- road** /rəʊd/ *n.* 路, 道路, 公路 (38)
- such as 例如 (39)
- community** /kə'mju:nəti/ *n.* 社区 (39)
- child** /tʃaɪld/ (*pl.* **children** /tʃɪldrən/) *n.* 儿童, 小孩 (39)
- a lot of (=lots of) 许多, 大量 (39)
- sport** /spɔ:(r)t/ *n.* 体育运动 (39)
- close** /kləʊs/ *adj.* 接近; 亲密的 (39)
 /kləʊz/ *v.* 关, 关闭
- close to 靠近 (39)
- far** /fɑ:(r)/ *adj.* 远的 (39)
adv. 远
- far from 远离 (39)
- service** /'sɜ:(r)vɪs/ *n.* 服务 (39)
- area** /'eəriə/; /'eəriə/ *n.* 地区; 面积 (39)
- colorful /'kɒlə(r)fl/ *adj.* 五彩缤纷的 (39)
- sleep** /sli:p/ *v.* & *n.* 睡觉 (41)
- move** /mu:v/ *v.* 搬(家); 移动 (42)
- countryside** /'kʌntrisaɪd/ *n.* 乡村, 农村 (42)
- city** /'sɪti/ *n.* 城市 (42)
- noisy** /'nɔɪzi/ *adj.* 吵闹的 (42)
- traffic** /'træfɪk/ *n.* 交通 (42)
- cost** /kɔ:st/; /kɒst/ *n.* 费用, 花费 (42)
v. 需付费
- miss** /mɪs/ *v.* 思念; 错过 (42)
- air** /eə(r)/ *n.* 空气; 空中 (42)
- fresh** /freʃ/ *adj.* 新鲜的 (42)
- Topic 3 Which is the way to the hospital?**
- along** /ə'lɔ:ŋ/; /ə'lɒŋ/ *prep.* 沿着, 顺着 (43)
adv. (与某人)一道, 一起
- turn** /tɜ:(r)n/ *v.* 转弯; (使)变成 (43)
- n.* 转弯; 轮流 (46)
- crossing** /'krɔ:ʃɪŋ/; /'krɒʃɪŋ/ *n.* 十字路口 (43)
- meter** /'mɪtə(r)/ *n.* 米 (43)
- across** /ə'krɔ:s/; /ə'krɒs/ *prep.* 横过; 在……对面 (43)
- bridge** /brɪdʒ/ *n.* 桥 (43)
- across from 在对面 (44)
- until** /ən'tɪl/ *conj.* & *prep.* 直到……为止 (45)
- kilometer** /kɪ'lɔ:mɪtə(r)/; /'kɪləmɪtə(r)/ *n.* 千米, 公里 (45)
- should** /ʃʊd; ʃəd/ *modal v.* 应该 (45)
- change** /tʃeɪndʒ/ *v.* 更换; 改变 (45)
n. 找给的零钱
- stop** /stɒp/; /stɒp/ *n.* 车站 (45)
v. 停止; 阻止 (47)
- sidewalk /'saɪdwɔ:k/ *n.* (美)人行道 (46)
- public** /'pʌblɪk/ *adj.* 公共的, 公众的 (46)
n. 公众; 公开
- light** /laɪt/ *n.* 灯; 灯光 (46)
adj. 明亮的; 浅色的; 轻的
- crosswalk /'krɔ:swɔ:k/; /'krɒswɔ:k/ *n.* 人行横道 (46)
- danger** /'deɪndʒə(r)/ *n.* 危险 (46)
- safe** /seɪf/ *adj.* 安全的 (47)
- hurt** /hɜ:(r)t/ *adj.* (身体上)受伤的 (47)
v. 受伤; 感到疼痛 (73)
- lose** /lu:z/ *v.* 失去; 丢失; 输掉 (47)
- accident /'æksɪdənt/ *n.* 事故 (47)
- obey /ə'beɪ/ *v.* 服从 (47)
- rule** /ru:l/ *n.* 规则 (47)
- cross** /krɔ:s/; /krɒs/ *v.* 穿过 (47)
- sign** /saɪn/ *n.* 指示牌; 符号 (47)
- before** /bɪ'fɔ:(r)/ *conj.* 在……以前 (47)
prep. 在……以前; 在……前面
adv. 以前 (59)

both /bəʊθ/ *pron.* 两个,两个都 (47)
third /θɜ:(r)d/ *num.* 第三 (47)
last /læst/; /lɑ:st/ *adv.* 最后;最近 (47)
det. 最近的;最后的 (68)
v. 持续 (86)
careful /'keəfl/ *adj.* 小心的 (47)
ticket /'tɪkɪt/ *n.* 罚款单;票 (47)
speed /spi:d/ *v.* 超速行驶 (47)
n. 速度
wrong /rɔ:ŋ/; /rɒŋ/ *adj.* 错误的;
 有问题的 (47)
place /pleɪs/ *n.* 地点,地方 (47)
fast /fæst/; /fɑ:st/ *adv.* 快,迅速 (48)
adj. 快的,迅速的
down /daʊn/ *prep.* 沿着;向下 (50)
adv. 向下 (73)

Review of Units 5-6

hill /hɪl/ *n.* 小山,山丘 (52)
rest /rest/ *n.* 休息;其余 (53)
story /'stɔ:ri/ *n.* 故事,小说 (54)

Unit 7

Topic 1 When is your birthday?

writer /'raɪtə(r)/ *n.* 作家,作者 (55)
novel /'nɔ:vəl/; /'nɒvəl/ *n.* (长篇)小说 (55)
was /wɒz; wəz/ *v.* (am, is 的过去式)是 (55)
born /bɔ:(r)n/ *v.* 出生 (55)
July /dʒu'laɪ/ *n.* (Jul.) 七月 (55)
fan /fæn/ *n.* 迷;风扇 (55)
March /mɑ:(r)tʃ/ *n.* (Mar.) 三月 (55)
April /'eɪprəl/ *n.* (Apr.) 四月 (55)
May /meɪ/ *n.* 五月 (55)

June /dʒu:n/ *n.* (Jun.) 六月 (55)
August /'ɔ:gəst/ *n.* (Aug.) 八月 (55)
September /sep'tembə(r)/ *n.* (Sept.) 九月 (55)
October /ɑ:k'təʊbə(r)/; /ɒk'təʊbə(r)/
n. (Oct.) 十月 (55)
November /nəʊ'vembə(r)/ *n.* (Nov.)
 十一月 (55)
December /dɪ'sembə(r)/ *n.* (Dec.)
 十二月 (55)
January /'dʒænjʊəri/; /'dʒænjuəri/ *n.*
 (Jan.) 一月 (55)
were /wɜ:(r); wə(r)/ *v.* (are 的过去式)是 (56)
thousand /'θaʊznd/ *num.* 千 (56)
birthday /'bɜ:(r)θdeɪ/ *n.* 生日 (57)
date /deɪt/ *n.* 日期;约会 (57)
calendar /'kælɪndə(r)/ *n.* 日历 (57)
plan /plæn/ *v.* & *n.* 计划,打算 (57)
celebrate /'selɪbreɪt/ *v.* 庆祝 (57)
party /'pɑ:(r)ti/ *n.* 聚会,宴会;党派 (57)
fourth /fɔ:(r)θ/ *num.* 第四 (57)
fifth /fɪfθ/ *num.* 第五 (57)
sixth /sɪksθ/ *num.* 第六 (57)
seventh /'sevnθ/ *num.* 第七 (57)
eighth /eɪtθ/ *num.* 第八 (57)
ninth /naɪnθ/ *num.* 第九 (57)
tenth /tenθ/ *num.* 第十 (57)
twelfth /twelfθ/ *num.* 第十二 (57)
twentieth /'twentiəθ/ *num.* 第二十 (58)
present /'preznt/ *n.* 礼物 (59)
shape /ʃeɪp/ *n.* 形状 (59)
v. 使成为……形状 (79)
ball /bɔ:l/ *n.* 球;舞会 (59)
afraid /ə'freɪd/ *adj.* 担心;害怕 (59)
star /stɑ:(r)/ *n.* 星;明星 (59)

mouse /maʊs/ (*pl. mice*/maɪs/) *n.* 老鼠 (59)

square /skweə(r)/ *n.* 正方形; 广场; 平方 (60)

adj. 正方形的

circle /'sɜ:(r)kl/ *n.* 圈, 圆圈 (60)

v. 圈出

triangle /'traɪæŋɡl/ *n.* 三角形 (60)

rectangle /'rektæŋɡl/ *n.* 长方形 (60)

oval /'əʊvl/ *n.* 椭圆 (60)

adj. 椭圆形的

centimeter /'sentɪmɪtə(r)/ *n.* (cm)厘米 (60)

cake /keɪk/ *n.* 蛋糕 (62)

Mrs. /'mɪsɪz/ *n.* 太太, 夫人 (62)

Topic 2 Can you sing an English song?

piano /prɪ'æniəʊ/ *n.* 钢琴 (63)

else /els/ *adv.* 别的, 其他的 (63)

disco /'dɪskəʊ/ *n.* 迪斯科 (63)

perform /pə(r)'fɔ:(r)m/ *v.* 表演 (63)

ballet /'bæleɪ/ *n.* 芭蕾舞 (63)

have a good time 玩得高兴 (63)

smart /smɑ:(r)t/ *adj.* 聪明的 (65)

count /kaʊnt/ *v.* (按顺序)数数 (65)

ago /ə'ɡəʊ/ *adv.* 以前 (67)

London /'lʌndən/ *n.* 伦敦 (69)

at the age of 在……岁时 (69)

word /wɜ:(r)d/ *n.* 单词 (69)

not ... any more 再也(不), (不)再 (69)

Topic 3 Everyone had a good time.

magic /'mædʒɪk/ *adj.* 有魔力的 (71)

trick /trɪk/ *n.* 把戏; 诡计 (71)

enjoy /ɪn'dʒɔɪ/ *v.* 享受; 欣赏 (71)

himself /hɪm'self/ *pron.* 他自己 (71)

enjoy oneself 过得愉快 (71)

kung fu /'kʌŋ 'fu:/ *n.* 功夫 (72)

yesterday /'jestə(r)deɪ; 'jestə(r)di/

adv. 在昨天 (72)

n. 昨天 (76)

ouch /aʊtʃ/ *interj.* 哎哟 (73)

matter /'mætə(r)/ *n.* 问题 (73)

fall /fɔ:l/ *v.* 跌倒; 落下 (73)

n. 秋季 (**autumn**/ 'ɔ:təm/ BrE) (81)

poor /pɔ:(r)/; /pʊə(r)/ *adj.* 可怜的; (73)

贫穷的

myself /maɪ'self/ *pron.* 我自己 (73)

wash /wɑ:ʃ/; /wɒʃ/ *v.* 洗 (73)

at once 立刻, 马上 (73)

washroom /'wɑ:ʃru:m/; /'wɒʃrʊm/

n. 洗手间 (73)

forget /fə(r)'ɡet/ *v.* 忘记 (74)

bring /brɪŋ/ *v.* 带来 (75)

candle /'kændl/ *n.* 蜡烛 (75)

wish /wɪʃ/ *n.* 愿望, 希望 (75)

v. 希望 (89)

blow /bləʊ/ *v.* 吹; 刮风 (75)

blow out 吹灭 (75)

everyone /'evriwʌn/ *pron.* 每人, 人人 (75)

sunny /'sʌni/ *adj.* 阳光充足的 (76)

delicious /dɪ'lɪʃəs/ *adj.* 美味的, 可口的 (76)

musical /'mju:zɪkl/ *adj.* 音乐的 (76)

Review of Unit 7

everything /'evriθɪŋ/ *pron.* 一切; 每件事 (79)

minute /'mɪnɪt/ *n.* 分钟 (79)

start /stɑ:(r)t/ *v.* 开始; 出发 (79)

n. 开头

Unit 8

Topic 1 How is the weather in winter?

- weather** /'weðə(r)/ *n.* 天气 (81)
- spring** /sprɪŋ/ *n.* 春天 (81)
- warm** /wɔ:(r)m/ *adj.* 温暖的; 热心的 (81)
- season** /'si:zn/ *n.* 季节 (81)
- summer** /'sʌmə(r)/ *n.* 夏天 (81)
- hot** /hɒt/; /hɒt/ *adj.* 热的; 辣的 (81)
- climb** /klaɪm/ *v.* 爬, 攀登 (81)
- winter** /'wɪntə(r)/ *n.* 冬天 (81)
- cold** /kəʊld/ *adj.* 冷的 (81)
n. 寒冷; 感冒
- rain** /reɪn/ *v.* 下雨 (82)
n. 雨
- snow** /snəʊ/ *v.* 下雪 (82)
n. 雪 (86)
- rainy** /'reɪni/ *adj.* 阴雨的, 多雨的 (83)
- remember** /rɪ'membə(r)/ *v.* 记得; 记住 (83)
- put on 穿, 戴 (83)
- raincoat** /'reɪnkəʊt/ *n.* 雨衣 (83)
- outside** /'aʊt'saɪd/ *adv.* 在外面, 向外面 (83)
- snowy** /'snəʊi/ *adj.* 下雪多的 (83)
- windy** /'wɪndi/ *adj.* 多风的, 风大的 (83)
- foggy** /'fɑ:gi/; /'fɒgi/ *adj.* 有雾的 (83)
- cloudy** /'klaʊdi/ *adj.* 多云的, 阴天的 (83)
- bright** /braɪt/ *adj.* 明亮的 (83)
- temperature** /'tempərətʃə(r)/ *n.* 温度 (84)
- low** /ləʊ/ *adj. & adv.* 低; 矮 (84)
- holiday** /'hɑ:lɪdeɪ/; /'hɒlədeɪ/ *n.* 假期 (85)
- umbrella** /ʌm'brelə/ *n.* 伞 (85)
- sunglasses** /'sʌŋglæsɪz/; /'sʌŋglɑ:sɪz/ *n.* 太阳镜 (85)
- shorts** /ʃɔ:(r)ts/ *n.* 短裤 (85)
- travel** /'trævl/ *v. & n.* 旅行, 旅游 (85)
- wear** /weə(r)/ *v.* 穿, 戴 (85)
- suddenly** /'sʌdnli/ *adv.* 突然 (85)
- shine** /ʃaɪn/ *v.* 发光, 照耀 (85)
- better** /'betə(r)/ *adv.* 更好 (85)
- had better 应该, 最好 (85)
- Australia** /ɔ:'streɪliə/; /ɒ'streɪliə/
n. 澳大利亚 (85)
- most** /məʊst/ *det. & pron.* 大多数 (85)
adv. 最 (99)
- sun** /sʌn/ *n.* 太阳, 阳光 (85)
- brightly** /'braɪtli/ *adv.* 明亮地 (85)
- later on 后来 (85)
- come back to life 复苏; 复活 (86)
- come out 开花; 出版, 发行 (86)
- heavily** /'hevɪli/ *adv.* 猛烈地 (86)
- harvest** /'hɑ:(r)vɪst/ *n. & v.* 收割, 收获 (86)
- busy** /'bɪzi/ *adj.* 忙于(做某事), 忙碌的 (86)
- leaf** /li:f/ (*pl. leaves*/li:vz/) *n.* 叶子 (86)
- wind** /wɪnd/ *n.* 风 (86)
- strongly** /'strɒŋli/; /'strɒŋli/ *adv.* 强烈地 (86)
- ice** /aɪs/ *n.* 冰 (86)
- hat** /hæt/ *n.* (常指带檐的) 帽子 (87)
- Beijing Opera** /'ɑ:prə/; /'ɒprə/ 京剧 (88)
- right away 立即, 马上 (88)
- ourselves** /'aʊə(r)'selvz/ *pron.* 我们自己 (88)
- hope** /həʊp/ *v. & n.* 希望, 期望 (88)
- trip** /trɪp/ *n.* 旅行, 旅游 (88)
- noon** /nu:n/ *n.* 正午, 中午 (88)

Topic 2 The summer holidays are coming.

together /tə'geðə(r)/ *adv.* 一起, 共同 (89)

interest /'intrəst; 'intrest/ *n.* 兴趣; 趣味 (89)

places of interest 名胜 (89)

Germany /'dʒɜ:(r)məni/ *n.* 德国 (90)

India /'ɪndiə/ *n.* 印度 (90)

hometown /,həʊm'taʊn/ *n.* 家乡, 故乡 (91)

anytime /'eni'taɪm/ *adv.* 在任何时候 (91)

all (the) year round 一年到头 (91)

camera /'kæməɾə/ *n.* 照相机 (91)

tent /tent/ *n.* 帐篷 (92)

prepare /prɪ'peə(r)/ *v.* 准备 (93)

prepare for 为……作准备 (93)

share /ʃeə(r)/ *v.* 分享, 共用 (93)

fun /fʌn/ *n.* 乐趣 (93)

clothing /'kləʊðɪŋ/ *n.* 衣服 (93)

carry /'kæri/ *v.* 携带; 拿, 提 (93)

decide /dɪ'saɪd/ *v.* 决定 (93)

dangerous /'deɪndʒərəs/ *adj.* 有危险的 (93)

stay /steɪ/ *v. & n.* 待, 停留 (93)

alone /ə'ləʊn/ *adv. & adj.* 独自; 单独 (93)

keep away from 远离 (94)

mountain /'maʊntn/; /'maʊntən/ *n.* 高山 (94)

arrive /ə'raɪv/ *v.* 到达 (96)

friendly /'frendli/ *adj.* 友好的 (96)

gift /ɡɪft/ *n.* 礼物 (96)

Topic 3 Let's celebrate!

festival /'festɪvl/ *n.* 节日 (97)

Spring Festival 春节 (97)

dumpling /'dʌmplɪŋ/ *n.* 饺子 (97)

dragon /'dræɡən/ *n.* 龙 (97)

Christmas /'krɪsməs/ *n.* 圣诞节 (97)

turkey /'tɜ:(r)ki/ *n.* 火鸡(肉) (97)

lantern /'læntə(r)n/ *n.* 灯笼 (97)

Lantern Festival 元宵节 (97)

lunar /'lu:nə(r)/ *adj.* 月亮的, 月球的 (97)

sweet /swɪt/ *adj.* 甜的 (97)

luck /lʌk/ *n.* 好运, 幸运 (97)

riddle /'rɪdl/ *n.* 谜语 (97)

Thanksgiving /,θæŋks'ɡɪvɪŋ/ *n.* 感恩节 (97)

pumpkin /'pʌmpkɪn/ *n.* 南瓜 (97)

pie /paɪ/ *n.* 果馅饼 (97)

Easter /'i:stə(r)/ *n.* 复活节 (98)

believe /br'i:lv/ *v.* 相信 (98)

Christ /kraɪst/ *n.* 耶稣基督 (98)

Mid-autumn Festival 中秋节 (98)

mooncake /'mu:nkeɪk/ *n.* 月饼 (98)

full /fʊl/ *adj.* 满的, 充满的 (98)

moon /mu:n/ *n.* 月亮 (98)

important /ɪm'pɔ:(r)tnt/ *adj.* 重要的 (99)

decorate /'dekəreɪt/ *v.* 装饰 (99)

eve /i:v/ *n.* (尤指宗教节假日的) 前夜 (99)

church /tʃɜ:(r)tʃ/ *n.* 教堂 (99)

put up 挂起 (99)

stocking /'stɔ:kɪŋ/; /'stɒkɪŋ/ *n.* 长筒袜 (99)

fireplace /'faɪə(r)pleɪs/ *n.* 壁炉 (99)

open /'əʊpən/ *v.* 打开 (99)
adj. 开放的; 敞开的

Santa Claus /'sæntə klɔ:z/ *n.* 圣诞老人 (99)

special /'speʃl/ *adj.* 特别的, 专门的 (99)

greet /ɡri:t/ *v.* 和(某人)打招呼(或问好) (99)

- merry /'meri/ *adj.* 愉快的 (99)
- grape /greɪp/ *n.* 葡萄 (100)
- Jewish /'dʒu:ɪʃ/ *adj.* 犹太人的 (100)
- honey /'hʌni/ *n.* 蜂蜜 (100)
- event /ɪ'vent/ *n.* 重要事情, 大事 (101)
- stay up 熬夜 (101)
- midnight /'mɪdnɑ:t/ *n.* 午夜 (101)
- lucky /'lʌki/ *adj.* 运气好的, 幸运的 (101)
- lucky money 压岁钱 (101)
- Halloween /,hæləu'i:n/ *n.* 万圣节前夕 (102)
- scary /'skeri/; /'skeəri/ *adj.* 吓人的 (102)
- ghost /gəʊst/ *n.* 鬼, 幽灵 (102)
- knock /nɔ:k/; /nɒk/ *v. & n.* 敲 (102)
- knock on 敲 (102)
- shout /ʃaʊt/ *v. & n.* 呼喊 (102)
- treat /tri:t/ *n. & v.* 款待, 招待 (102)
- labor /'leɪbə(r)/ *n.* 劳动 (104)
- International Labor Day 国际劳动节 (104)
- Dragon Boat Festival 龙舟节(端午节) (104)
- race /reɪs/ *n.* 竞赛, 赛跑 (104)
- national /'næʃnəl/ *adj.* 国家的 (104)
- National Day 国庆节 (104)
- the PRC (the People's Republic /rɪ'pʌblɪk/ of China 的缩写) 中华人民共和国 (104)
- flag /flæg/ *n.* 旗 (104)

Vocabulary 词汇表

注:黑体词为《英语课程标准》要求掌握的词,白体词为课文中要求理解的词。单词后的数字是指此词第一次出现的页码。本词汇表采用 IPA(International Phonetic Alphabet 国际音标)标注系统。

A

- accident /'æksɪdənt/ *n.* 事故 (47)
- across** /ə'krɒs/; /ə'krɒs/ *prep.* 横过;
在……对面 (43)
- across from 在对面 (44)
- activity** /æk'tɪvəti/ *n.* 活动 (21)
- a few 一些 (13)
- afraid** /ə'freɪd/ *adj.* 担心;害怕 (59)
- after** /'æftə(r)/; /'ɑ:ftə(r)/ *prep.* 在……后 (5)
- conj.* 在……以后
- ago** /ə'gəʊ/ *adv.* 以前 (67)
- aha /ɑ:'hɑ:/ *interj.* 啊哈 (13)
- air** /eə(r)/ *n.* 空气;空中 (42)
- all(the) year round 一年到头 (91)
- alone** /ə'ləʊn/ *adv. & adj.* 独自;单独 (93)
- along** /ə'lɒŋ/; /ə'lɒŋ/ *prep.* 沿着,顺着 (43)
- adv.* (与某人)一道,一起
- a lot of (=lots of) 许多,大量 (39)
- also** /'ɔ:lsəʊ/ *adv.* 也,而且 (16)
- always** /'ɔ:lweɪz/ *adv.* 总是,一直 (1)
- American** /ə'merɪkən/ *adj.* 美国的 (7)
- n.* 美国人
- and so on 等等 (27)
- anytime /'enɪtaɪm/ *adv.* 在任何时候 (91)

- apartment /ə'pɑ:(r)tment/ *n.* (美)公寓套房 (35)
- April** /'eɪprəl/ *n.* (Apr.) 四月 (55)
- area** /'eəriə/; /'eəriə/ *n.* 地区;面积 (39)
- around** /ə'raʊnd/ *adv. & prep.* 到处;围绕 (13)
- arrive** /ə'raɪv/ *v.* 到达 (96)
- art** /ɑ:(r)t/ *n.* 美术,艺术 (17)
- at once 立刻,马上 (73)
- at school 在学校;在上课 (5)
- attention** /ə'tenʃn/ *n.* 注意 (22)
- at the age of 在……岁时 (69)
- at the back of 在……的后面 (13)
- August** /'ɔ:gəst/ *n.* (Aug.) 八月 (55)
- Australia** /ɔ:'streɪliə/; /v'streɪliə/ *n.*
澳大利亚 (85)
- away** /ə'weɪ/ *adv.* 离开 (30)

B

- ball** /bɔ:l/ *n.* 球;舞会 (59)
- ballet /'bæleɪ/ *n.* 芭蕾舞 (63)
- bank** /bæŋk/ *n.* 银行;岸 (37)
- basketball** /'bæskɪtbɔ:l/; /'bɑ:skɪtbɔ:l/ *n.* 篮球 (6)
- bathroom** /'bæθru:m/; /'bɑ:θru:m/ *n.* 浴室;
洗手间 (27)
- beautiful** /'bjʊtɪfl/ *adj.* 美丽的 (27)

- because** /bɪ'kɔ:z/; /bɪ'kɒz/ *conj.* 因为 (16)
- bed** /bed/ *n.* 床 (5)
- bedroom** /'bedru:m/; /'bedrʊm/ *n.* 卧室 (27)
- before** /bɪ'fɔ:(r)/ *conj.* 在……以前 (47)
prep. 在……以前; 在……前面
adv. 以前 (59)
- begin** /bɪ'gɪn/ *v.* 开始 (5)
- behind** /bɪ'haɪnd/ *prep.* 在……后面 (29)
- Beijing Opera /'ɑ:prə/; /'ɒprə/ 京剧 (88)
- believe** /bɪ'li:v/ *v.* 相信 (98)
- best** /best/ *adv.* & *adj.* 最好地(的)
 (good 和 well 的最高级) (20)
- better** /'betə(r)/ *adv.* 更好 (85)
- between** /bɪ'twi:n/ *prep.* 在……中间 (22)
- biology /baɪ'ɔ:lədʒi/; /baɪ'ɒlədʒi/
n. 生物(学) (18)
- bird** /bɜ:(r)d/ *n.* 鸟 (3)
- birthday** /'bɜ:(r)θdeɪ/ *n.* 生日 (57)
- blackboard** /'blækbɔ:(r)d/ *n.* 黑板 (13)
- blow** /bləʊ/ *v.* 吹; 刮风 (75)
- blow out 吹灭 (75)
- boat** /bəʊt/ *n.* 小船, 舟 (2)
- bookstore /'bʊkstɔ:(r)/ *n.* (美)书店 (37)
- boring** /'bɔ:riŋ/ *adj.* 没趣的, 无聊的 (9)
- born** /bɔ:(r)n/ *v.* 出生 (55)
- borrow** /'bɔ:rəʊ/; /'bɒrəʊ/ *v.* 借, 借用 (11)
- both** /bəʊθ/ *pron.* 两个, 两个都 (47)
- bridge** /brɪdʒ/ *n.* 桥 (43)
- bright** /braɪt/ *adj.* 明亮的 (83)
- brightly /'braɪtli/ *adv.* 明亮地 (85)
- bring** /brɪŋ/ *v.* 带来 (75)
- building** /'bɪldɪŋ/ *n.* 建筑物, 楼房 (9)
- busy** /'bɪzi/ *adj.* 忙于(做某事), 忙碌的 (86)
- by** /baɪ/ *prep.* (表示方式, 如乘车等);
 按照 (1)
- adv.* 经过
- C**
- cake** /keɪk/ *n.* 蛋糕 (62)
- calendar** /'kælɪndə(r)/ *n.* 日历 (57)
- camera** /'kæməɾə/ *n.* 照相机 (91)
- candle** /'kændl/ *n.* 蜡烛 (75)
- card** /kɑ:(r)d/ *n.* 卡片; 贺卡 (9)
- careful** /'keəfl/ *adj.* 小心的 (47)
- carry** /'kæri/ *v.* 携带; 拿, 提 (93)
- catch** /kætʃ/ *v.* 捉住; 接住; 染疾 (3)
- celebrate** /'selɪbreɪt/ *v.* 庆祝 (57)
- center** /'sentə(r)/ *n.* 中心 (31)
- centimeter /'sentɪmɪtə(r)/ *n.* (cm)厘米 (60)
- chair** /tʃeə(r)/ *n.* 椅子 (29)
- change** /tʃeɪndʒ/ *v.* 更换; 改变 (45)
n. 找给的零钱
- child** /tʃaɪld/ (*pl.* **children** /'tʃɪldrən/) *n.* 儿童, 小孩 (39)
- Christ /kraɪst/ *n.* 耶稣基督 (98)
- Christmas** /'krɪsməs/ *n.* 圣诞节 (97)
- church /tʃɜ:(r)tʃ/ *n.* 教堂 (99)
- circle** /'sɜ:(r)kl/ *n.* 圈, 圆圈 (60)
v. 圈出
- city** /'sɪti/ *n.* 城市 (42)
- classroom** /'klæsru:m/; /'klɑ:sru:m/ *n.* 教室 (9)
- clean** /kli:n/ *v.* 使……干净 (10)
adj. 干净的
- climb** /klaɪm/ *v.* 爬, 攀登 (81)
- clock** /klɔ:k/; /klɒk/ *n.* 钟 (29)
- close** /kləʊs/ *adj.* 接近; 亲密的 (39)
v. 关, 关闭
- close to 靠近 (39)
- clothing /'kləʊðɪŋ/ *n.* 衣服 (93)
- cloudy** /'klaʊdi/ *adj.* 多云的, 阴天的 (83)

- cold** /kəʊld/ *adj.* 冷的 (81)
n. 寒冷;感冒
- colorful** /'kɒlə(r)fl/ *adj.* 五彩缤纷的 (39)
- come back to life** 复苏;复活 (86)
- come on** 快点儿;加油;来吧 (1)
- come out** 开花;出版,发行 (86)
- community** /kə'mju:nəti/ *n.* 社区 (39)
- computer** /kəm'pjutə(r)/ *n.* 计算机 (9)
- corner** /'kɔ:(r)nə(r)/ *n.* 拐角;角 (37)
- cost** /kɔ:st/; /kɒst/ *n.* 费用,花费 (42)
v. 需付费
- count** /kaʊnt/ *v.* (按顺序)数数 (65)
- country** /'kʌntri/ *n.* 农村;国家 (35)
- countryside** /'kʌntrisaɪd/ *n.* 乡村,农村 (42)
- course** /kɔ:(r)s/ *n.* 过程;课程 (11)
- cross** /krɒs/; /krɒs/ *v.* 穿过 (47)
- crossing** /'krɒ:sɪŋ/; /'krɒsɪŋ/ *n.* 十字路口 (43)
- crosswalk** /'krɒ:swɔ:k/; /'krɒswɔ:k/
n. 人行横道 (46)
- D**
- dance** /dæns/; /dɑ:ns/ *v.* & *n.* 跳舞 (10)
- danger** /'deɪndʒə(r)/ *n.* 危险 (46)
- dangerous** /'deɪndʒərəs/ *adj.* 有危险的 (93)
- date** /deɪt/ *n.* 日期;约会 (57)
- December** /dɪ'sembə(r)/ *n.* (Dec.)
十二月 (55)
- decide** /dɪ'saɪd/ *v.* 决定 (93)
- decorate** /'dekəreɪt/ *v.* 装饰 (99)
- delicious** /dɪ'lɪʃəs/ *adj.* 美味的,可口的 (76)
- difficult** /'dɪfɪkəlt/ *adj.* 难的 (19)
- dining hall** 餐厅 (9)
- dining room** 餐厅 (27)
- disco** /'dɪskəʊ/ *n.* 迪斯科 (63)
- door** /dɔ:(r)/ *n.* 门 (30)
- do some cleaning** 打扫 (10)
- down** /daʊn/ *prep.* 沿着;向下 (50)
adv. 向下 (73)
- dragon** /'dræɡən/ *n.* 龙 (97)
- Dragon Boat Festival** 龙舟节(端午节)
(104)
- draw** /drɔ:/ *v.* 绘画;抽签 (14)
n. 抽签,抽奖
- dumpling** /'dʌmplɪŋ/ *n.* 饺子 (97)
- E**
- early** /'ɜ:(r)li/ *adj.* 早的;提早的 (3)
adv. 早地;提早 (74)
- Easter** /'i:stə(r)/ *n.* 复活节 (98)
- easy** /'i:zi/ *adj.* 容易的 (19)
- eighth** /eɪθ/ *num.* 第八 (57)
- else** /els/ *adv.* 别的,其他的 (63)
- end** /end/ *n.* 尽头;结尾 (38)
v. 结束
- enjoy** /ɪn'dʒɔɪ/ *v.* 享受;欣赏 (71)
- enjoy oneself** 过得愉快 (71)
- eve** /i:v/ *n.* (尤指宗教节假日的)前夜 (99)
- event** /ɪ'vent/ *n.* 重要事情,大事 (101)
- everyone** /'evriwʌn/ *pron.* 每人,人人 (75)
- everything** /'evriθɪŋ/ *pron.* 一切;每件事 (79)
- F**
- fall** /fɔ:l/ *v.* 跌倒;落下 (73)
n. 秋季(**autumn**/'ɔ:təm/ BrE) (81)
- fan** /fæn/ *n.* 迷;风扇 (55)
- far** /fɑ:(r)/ *adj.* 远的 (39)
adv. 远
- far from** 远离 (39)
- farmhouse** /'fɑ:(r)mhaʊs/ *n.* 农场住宅 (35)
- fast** /fæst/; /fɑ:st/ *adv.* 快,迅速 (48)
adj. 快的,迅速的
- February** /'februəri/; /'februəri/ *n.* (Feb.)

- 二月 (24)
- festival** /'festɪvl/ *n.* 节日 (97)
- few** /fju:/ *adj.* 很少, 不多 (13)
pron. 很少人(或事物、地方)
- fifth** /fɪfθ/ *num.* 第五 (57)
- fireplace** /'faɪə(r)pleɪs/ *n.* 壁炉 (99)
- first** /fɜ:(r)st/ *num. & adv.* 第一 (28)
- flag** /flæg/ *n.* 旗 (104)
- floor** /flɔ:(r)/ *n.* 楼层; 地板 (27)
- flower** /'flaʊə(r)/ *n.* 花 (31)
- foggy** /'fɑ:gi/; /'fɒgi/ *adj.* 有雾的 (83)
- forget** /fə(r)'get/ *v.* 忘记 (74)
- for rent** 出租 (35)
- fourth** /fɔ:(r)θ/ *num.* 第四 (57)
- fresh** /frefʃ/ *adj.* 新鲜的 (42)
- Friday** /'fraɪdeɪ/; /'fraɪdi/ *n.* 星期五 (17)
- friendly** /'frendli/ *adj.* 友好的 (96)
- from ... to ...** 从……到…… (22)
- front** /frʌnt/ *n.* 前面, 前部 (30)
adj. 前面的, 前部的
- full** /fʊl/ *adj.* 满的, 充满的 (98)
- fun** /fʌn/ *n.* 乐趣 (93)
- G**
- game** /geɪm/ *n.* 比赛; 运动; 游戏 (13)
- garden** /'gɑ:(r)dn/ *n.* 花园 (27)
- gate** /geɪt/ *n.* 大门 (1)
- geography** /dʒi'a:grəfi/; /dʒi'ɒgrəfi/
n. 地理(学) (17)
- Germany** /'dʒɜ:(r)məni/ *n.* 德国 (90)
- ghost** /gəʊst/ *n.* 鬼, 幽灵 (102)
- gift** /gɪft/ *n.* 礼物 (96)
- grape** /greɪp/ *n.* 葡萄 (100)
- great** /greɪt/ *adj.* 伟大的; 好极了 (7)
- greet** /gri:t/ *v.* 和(某人)打招呼(或问好) (99)
- guitar** /gɪ'tɑ:(r)/ *n.* 吉他 (30)
- gym** /dʒɪm/ = **gymnasium** /dʒɪm'neɪzɪəm/
n. 体育馆, 健身房 (9)
- H**
- had better** 应该, 最好 (85)
- hall** /hɔ:l/ *n.* 大厅, 礼堂 (9)
- Halloween** /'hæləʊ'i:n/ *n.* 万圣节前夕 (102)
- hard** /hɑ:(r)d/ *adj.* 努力的; 困难的 (24)
adv. 艰难地; 努力地 (69)
- harvest** /'hɑ:(r)vɪst/ *n. & v.* 收割, 收获 (86)
- hat** /hæt/ *n.* (常指带檐的) 帽子 (87)
- have a good time** 玩得高兴 (63)
- heavily** /'hevɪli/ *adv.* 猛烈地 (86)
- hill** /hɪl/ *n.* 小山, 山丘 (52)
- himself** /hɪm'self/ *pron.* 他自己 (71)
- history** /'hɪstri/ *n.* 历史 (18)
- holiday** /'hɔ:lədeɪ/; /'hɒlədeɪ/ *n.* 假期 (85)
- hometown** /'həʊm'taʊn/ *n.* 家乡, 故乡 (91)
- honey** /'hʌni/ *n.* 蜂蜜 (100)
- hope** /həʊp/ *v. & n.* 希望, 期望 (88)
- hot** /hɒt/; /hɒt/ *adj.* 热的; 辣的 (81)
- house** /haʊs/ *n.* 房子 (31)
- hurt** /hɜ:(r)t/ *adj.* (身体上) 受伤的 (47)
v. 受伤; 感到疼痛 (73)
- I**
- ice** /aɪs/ *n.* 冰 (86)
- important** /ɪm'pɔ:(r)tnt/ *adj.* 重要的 (99)
- India** /'ɪndiə/ *n.* 印度 (90)
- in front of** 在……前面 (30)
- interest** /'ɪntrəst; 'ɪntrest/ *n.* 兴趣; 趣味 (89)
- interesting** /'ɪntrəstɪŋ; 'ɪntrestɪŋ/ *adj.* 有趣的 (19)
- International Labor Day** 国际劳动节 (104)
- in the center of** 在……中心 (31)

J

- January** /'dʒænjʊəri/; /'dʒænjuəri/
n. (Jan.) 一月 (55)
- Japanese** /ɪdʒəpə'ni:z/ *adj.* 日本的;
日本人的; 日语的 (16)
n. 日语; 日本人 (64)
- Jewish** /'dʒu:ɪʃ/ *adj.* 犹太人的 (100)
- July** /dʒu'laɪ/ n. (Jul.) 七月 (55)
- June** /dʒu:n/ n. (Jun.) 六月 (55)

K

- keep** /ki:p/ *v.* 保存; 保持 (11)
- keep away from 远离 (94)
- key** /ki:/ n. 钥匙; 关键 (30)
- kilometer** /kɪ'lɑ:mɪtə(r)/; /'kɪləmɪtə(r)/
n. 千米, 公里 (45)
- kitchen** /'kɪtʃɪn/ n. 厨房 (27)
- knock** /nɑ:k/; /nɒk/ *v.* & n. 敲 (102)
- knock on 敲 (102)
- kung fu /ɪkʌŋ 'fu:/ n. 功夫 (72)

L

- lab** /læb/ = **laboratory** /'læbrətɔ:ri/;
/lə'bɒrətɪri/ n. 实验室 (9)
- labor** /'leɪbə(r)/ n. 劳动 (104)
- lamp** /læmp/ n. 灯 (29)
- lantern** /'læntə(r)n/ n. 灯笼 (97)
- Lantern Festival 元宵节 (97)
- large** /lɑ:(r)dʒ/ *adj.* 大的, 巨大的 (31)
- last** /læst/; /lɑ:st/ *adv.* 最后; 最近 (47)
det. 最近的; 最后的
v. 持续 (68)
- late** /leɪt/ *adv.* 晚, 迟 (26)
adj. 迟(的), 晚(的) (74)
- later on 后来 (85)
- leaf** /li:f/ (*pl.* leaves/li:vz/) n. 叶子 (86)
- learn** /lɜ:(r)n/ *v.* 学习, 学会 (20)

- left** /left/ n. 左, 左边 (31)
adv. 向左 (43)
adj. 左边的 (46)
- lesson** /'lesn/ n. 课 (13)
- library** /'laɪbrəri/; /'laɪbrəri/ n. 图书馆 (6)
- life** /laɪf/ n. 生活; 生命 (7)
- light** /laɪt/ n. 灯; 灯光 (46)
adj. 明亮的; 浅色的; 轻的
- listen** /'lɪsn/ *v.* (注意地)听 (6)
- living room 客厅, 起居室 (27)
- London** /'lʌndən/ n. 伦敦 (69)
- look after 照顾 (30)
- look for 寻找 (11)
- lose** /lu:z/ *v.* 失去; 丢失; 输掉 (47)
- Lost and Found 失物招领处 (12)
- low** /ləʊ/ *adj.* & *adv.* 低; 矮 (84)
- luck** /lʌk/ n. 好运, 幸运 (97)
- lucky** /'lʌki/ *adj.* 运气好的, 幸运的 (101)
- lucky money 压岁钱 (101)
- lunar /'lʊnə(r)/ *adj.* 月亮的, 月球的 (97)

M

- magic** /'mædʒɪk/ *adj.* 有魔力的 (71)
- make** /meɪk/ *v.* 做, 制造; 使成为 (9)
- March** /mɑ:(r)tʃ/ n. (Mar.) 三月 (55)
- math** /mæθ/ = **mathematics** /,mæθə'mætiks/
n. 数学 (18)
- matter** /'mætə(r)/ n. 问题 (73)
- May** /meɪ/ n. 五月 (55)
- meeting** /'mi:tɪŋ/ n. 会议; 会面 (18)
- merry** /'meri/ *adj.* 愉快的 (99)
- meter** /'mi:tə(r)/ n. 米 (43)
- Mid-autumn Festival 中秋节 (98)
- midnight** /'mɪdnɑɪt/ n. 午夜 (101)
- minute** /'mɪnɪt/ n. 分钟 (79)
- miss** /mɪs/ *v.* 思念; 错过 (42)
- model** /'mɔ:dl/; /'mɒdl/ n. 模型; 模范 (32)

- Monday** /'mʌndeɪ; 'mʌndi/ *n.* 星期一 (17)
- money** /'mʌni/ *n.* 钱 (12)
- month** /mʌnθ/ *n.* 月, 月份 (35)
- moon** /mu:n/ *n.* 月亮 (98)
- mooncake** /'mu:nkeɪk/ *n.* 月饼 (98)
- more** /mɔ:(r)/ *det.* 更多的 (8)
adv. 更多
- most** /məʊst/ *det. & pron.* 大多数 (85)
adv. 最 (99)
- mountain** /'maʊntn/; /'maʊntən/ *n.* 高山 (94)
- mouse** /maʊs/ (*pl. mice*/maɪs/) *n.* 老鼠 (59)
- move** /mu:v/ *v.* 搬(家); 移动 (42)
- movie** /'mu:vi/ (**film** /fɪlm/BrE) *n.* 电影 (4)
- Mrs.** /'mɪsɪz/ *n.* 太太, 夫人 (62)
- music** /'mju:zɪk/ *n.* 音乐 (6)
- musical** /'mju:zɪkl/ *adj.* 音乐的 (76)
- must** /mʌst; məst/ *modal v.* 必须 (11)
- myself** /maɪ'self/ *pron.* 我自己 (73)

N

- national** /'næʃnəl/ *adj.* 国家的 (104)
- National Day 国庆节 (104)
- near** /nɪə(r)/ *prep.* 在……附近 (29)
adv. 在附近 (37)
adj. 近的
- neighbor** /'neɪbə(r)/ *n.* 邻居 (37)
- never** /'nevə(r)/ *adv.* 从不 (3)
- newspaper** /'nju:zpeɪpə(r)/; /'njuz:peɪpə(r)/
n. 报纸 (11)
- night** /naɪt/ *n.* 夜晚 (22)
- ninth** /naɪnθ/ *num.* 第九 (57)
- noisy** /'nɔɪzi/ *adj.* 吵闹的 (42)
- noon** /nu:n/ *n.* 正午, 中午 (88)
- not ... any more 再也(不), (不)再 (69)
- novel** /'nɔ:vəl/; /'nɒvəl/ *n.* (长篇)小说 (55)
- November** /nəʊ'vembə(r)/ *n.* (Nov.) 十一月 (55)

O

- obey** /ə'beɪ/ *v.* 服从 (47)
- October** /ɑ:k'təʊbə(r)/; /ɒk'təʊbə(r)/
n. (Oct.) 十月 (55)
- of course 当然 (11)
- once** /wʌns/ *adv.* 一次; 曾经 (6)
conj. 一旦
- on foot 步行 (1)
- only** /'əʊnli/ *adv.* 仅仅, 只有 (32)
adj. 仅有的, 唯一的
- on time 准时, 按时 (11)
- open** /'əʊpən/ *v.* 打开 (99)
adj. 开放的; 敞开的
- or** /ɔ:(r)/ *conj.* 或者; 否则 (8)
- ouch** /aʊtʃ/ *interj.* 哎哟 (73)
- ourselves** /'aʊə(r)'selvz/ *pron.* 我们自己 (88)
- outdoor /'aʊtɔ:(r)/ *adj.* 户外的 (21)
- outside** /'aʊt'saɪd/ *adv.* 在外面, 向外面 (83)
- oval** /'əʊvl/ *n.* 椭圆 (60)
adj. 椭圆形的
- over** /'əʊvə(r)/ *adv.* 结束; 穿过; 多于 (8)
prep. 在……上面

P

- park** /pɑ:(r)k/ *n.* 公园 (4)
v. 停(车) (37)
- parking lot 停车场 (37)
- party** /'pɑ:(r)ti/ *n.* 聚会, 宴会; 党派 (57)
- P. E.** /'pi: 'i:/ = **physical education**
/'fɪzɪkl 'edʒu'keɪʃn/ *n.* 体育 (17)
- perform** /pə(r)'fɔ:(r)m/ *v.* 表演 (63)

- physics** /'fɪzɪks/ *n.* 物理(学) (17)
- piano** /prɪ'ænəʊ/ *n.* 钢琴 (63)
- picture** /'pɪktʃə(r)/ *n.* 图片 (14)
- pie** /paɪ/ *n.* 果馅饼 (97)
- ping-pong** *n.* 乒乓球运动 (13)
- place** /pleɪs/ *n.* 地点, 地方 (47)
- places of interest** 名胜 (89)
- plan** /plæn/ *v.* & *n.* 计划, 打算 (57)
- plane** /pleɪn/ *n.* 飞机 (2)
- playground** /'pleɪgraʊnd/ *n.* 操场 (9)
- politics** /'pɒlɪtɪks/; /'pɒlətɪks/ *n.* 政治 (18)
- pool** /pu:l/ *n.* 水池, 水塘 (9)
- poor** /pɔ:(r)/; /pʊə(r)/ *adj.* 可怜的; 贫穷的 (73)
- post** /pəʊst/ *n.* 邮件; 邮政 (37)
- v.* 邮寄 (37)
- post office** 邮局 (37)
- prepare** /prɪ'peə(r)/ *v.* 准备 (93)
- prepare for** 为……作准备 (93)
- present** /'preznt/ *n.* 礼物 (59)
- public** /'pʌblɪk/ *adj.* 公共的, 公众的 (46)
- n.* 公众; 公开
- pumpkin** /'pʌmpkɪn/ *n.* 南瓜 (97)
- put** /pʊt/ *v.* 放 (30)
- put away** 将……收起 (30)
- put on** 穿, 戴 (83)
- put up** 挂起 (99)
- Q**
- quiet** /'kwaɪət/ *adj.* 安静的 (35)
- R**
- race** /reɪs/ *n.* 竞赛, 赛跑 (104)
- railway** /'reɪlweɪ/ *n.* 铁路 (37)
- rain** /reɪn/ *v.* 下雨 (82)
- n.* 雨
- raincoat** /'reɪnkəʊt/ *n.* 雨衣 (83)
- rainy** /'reɪni/ *adj.* 阴雨的, 多雨的 (83)
- rectangle** /'rektæŋɡl/ *n.* 长方形 (60)
- remember** /rɪ'membə(r)/ *v.* 记得; 记起 (83)
- rent** /rent/ *v.* 租借; 出租 (35)
- rest** /rest/ *n.* 休息; 其余 (53)
- return** /rɪ'tɜ:(r)n/ *v.* 归还; 回来 (11)
- riddle** /'rɪdl/ *n.* 谜语 (97)
- ride** /raɪd/ *v.* 骑(自行车、马等) (3)
- right away** 立即, 马上 (88)
- road** /rəʊd/ *n.* 路, 道路, 公路 (38)
- room** /ru:m; rum/ *n.* 房间; 空间 (9)
- rule** /ru:l/ *n.* 规则 (47)
- run** /rʌn/ *v.* 跑 (10)
- S**
- safe** /seɪf/ *adj.* 安全的 (47)
- Santa Claus** /'sæntə klɔ:z/ *n.* 圣诞老人 (99)
- Saturday** /'sætə(r)deɪ; 'sætə(r)di/ *n.* 星期六 (22)
- scary** /'skeri/; /'skeəri/ *adj.* 吓人的 (102)
- science** /'saɪəns/ *n.* 科学 (18)
- season** /'si:zn/ *n.* 季节 (81)
- second** /'sekənd/ *num.* & *adv.* 第二 (27)
- seldom** /'seldəm/ *adv.* 很少 (3)
- September** /sep'tembə(r)/ *n.* (Sept.) 九月 (55)
- service** /'sɜ:(r)vɪs/ *n.* 服务 (39)
- seventh** /'sevnθ/ *num.* 第七 (57)
- shape** /ʃeɪp/ *n.* 形状 (59)
- v.* 使成为……形状 (79)
- share** /ʃeə(r)/ *v.* 分享, 共用 (93)
- shelf** /ʃelf/ (*pl.* shelves /'ʃelvz/) *n.* 架子 (11)
- shine** /ʃaɪn/ *v.* 发光, 照耀 (85)

- ship** /ʃɪp/ *n.* (大)船, 舰 (2)
- shorts** /ʃɔ:(r)ts/ *n.* 短裤 (85)
- should** /ʃʊd; ʃəd/ *modal v.* 应该 (45)
- shout** /ʃaʊt/ *v. & n.* 呼喊 (102)
- sidewalk** /'saɪdwɔ:k/ *n.* (美)人行道 (46)
- sign** /saɪn/ *n.* 指示牌; 符号 (47)
- sit** /sɪt/ *v.* 坐 (13)
- sixth** /sɪksθ/ *num.* 第六 (57)
- sleep** /sli:p/ *v. & n.* 睡觉 (41)
- smart** /smɑ:(r)t/ *adj.* 聪明的 (65)
- snow** /snəʊ/ *v.* 下雪 (82)
n. 雪 (86)
- snowy** /'snəʊi/ *adj.* 下雪多的 (83)
- soccer** /'sɔ:kə(r)/; /'sɒkə(r)/ (**football**
/'fʊtbɔ:l/ BrE) *n.* 足球(运动) (4)
- sometimes** /'sʌmtaɪmz/ *adv.* 有时 (3)
- soon** /su:n/ *adv.* 很快, 马上 (9)
- sound** /saʊnd/ *n.* 声音 (22)
v. 听起来好像 (91)
- special** /'speʃl/ *adj.* 特别的, 专门的 (99)
- speed** /spi:d/ *v.* 超速行驶 (47)
n. 速度
- sport** /spɔ:(r)t/ *n.* 体育运动 (39)
- spring** /sprɪŋ/ *n.* 春天 (81)
- Spring Festival 春节 (97)
- square** /skweə(r)/ *n.* 正方形; 广场; 平方
(60)
adj. 正方形的
- stamp** /stæmp/ *n.* 邮票 (22)
v. 踩(脚)
- star** /stɑ:(r)/ *n.* 星; 明星 (59)
- start** /stɑ:(r)t/ *v.* 开始; 出发 (79)
n. 开头
- station** /'steɪʃn/ *n.* 车站 (37)
- stay** /steɪ/ *v. & n.* 待, 停留 (93)
- stay up 熬夜 (101)
- stocking** /'stɔ:kɪŋ/; /'stɒkɪŋ/ *n.* 长筒袜 (99)
- stop** /stɔ:p/; /stɒp/ *n.* 车站 (45)
v. 停止; 阻止 (47)
- store** /stɔ:(r)/ *n.* (大型)百货商店 (37)
- story** /'stɔ:ri/ *n.* 故事, 小说 (54)
- street** /stri:t/ *n.* 街道 (37)
- strongly** /'strɔŋli/; /'strɒŋli/ *adv.* 强烈地 (86)
- study** /'stʌdi/ *v.* 学习; 研究 (21)
n. 书房 (27)
- subject** /'sʌbdʒɪkt; 'sʌbdʒekt/ *n.* 学科; 主题 (20)
- subway** /'sʌbweɪ/ (**underground** /'ʌndə(r)
graʊnd/ BrE) *n.* 地铁 (1)
- such as 例如 (39)
- suddenly** /'sʌdnəli/ *adv.* 突然 (85)
- summer** /'sʌmə(r)/ *n.* 夏天 (81)
- sun** /sʌn/ *n.* 太阳, 阳光 (85)
- sunglasses** /'sʌŋglæsɪz/; /'sʌŋglɑ:sɪz/
n. 太阳镜 (85)
- sunny** /'sʌni/ *adj.* 阳光充足的 (76)
- supermarket** /'su:pəma:rkət/;
/'sju:pəma:kɪt/ *n.* 超市 (37)
- sweet** /swi:t/ *adj.* 甜的 (97)
- swim** /swɪm/ *v. & n.* 游泳 (6)
- swimming** /'swɪmɪŋ/ *n.* 游泳 (9)
- T**
- table** /'teɪbl/ *n.* 桌子; 表格 (30)
- talk** /tɔ:k/ *v. & n.* 谈话 (8)
- temperature** /'temprətʃə(r)/ *n.* 温度 (84)
- tent** /tent/ *n.* 帐篷 (92)
- tenth** /tenθ/ *num.* 第十 (57)
- Thanksgiving /'θæŋks'gɪvɪŋ/ *n.* 感恩节 (97)
- the Great Wall 长城 (7)
- the PRC (the People's Republic /rɪ'pʌblɪk/
of China 的缩写) 中华人民共和国 (104)
- thing** /θɪŋ/ *n.* 东西; 事情 (30)
- third** /θɜ:(r)d/ *num.* 第三 (47)
- thousand** /'θaʊznd/ *num.* 千 (56)

- Thursday** /'θɜ:(r)zdeɪ; 'θɜ:(r)zdi/ *n.* 星期四 (17)
- ticket** /'tɪkɪt/ *n.* 罚款单; 票 (47)
- together** /tə'geðə(r)/ *adv.* 一起, 共同 (89)
- townhouse** /'taʊnhaʊs/ *n.* 排房 (35)
- traffic** /'træfɪk/ *n.* 交通 (42)
- train** /treɪn/ *n.* 火车 (2)
v. 培训
- travel** /'trævl/ *v. & n.* 旅行, 旅游 (85)
- treat** /tri:t/ *n. & v.* 款待, 招待 (102)
- triangle** /'traɪæŋɡl/ *n.* 三角形 (60)
- trick** /trɪk/ *n.* 把戏; 诡计 (71)
- trip** /trɪp/ *n.* 旅行, 旅游 (88)
- Tuesday** /'tu:zdeɪ; /'tju:zdeɪ; 'tju:zdi/
n. 星期二 (17)
- turkey** /'tɜ:(r)ki/ *n.* 火鸡(肉) (97)
- turn** /tɜ:(r)n/ *v.* 转弯; (使)变成 (43)
n. 转弯; 轮流 (46)
- TV** /ti: 'vi:/ = **television** /'telɪvɪʒn/ *n.* 电视 (4)
- twelfth** /twelfθ/ *num.* 第十二 (57)
- twentieth** /'twentiəθ/ *num.* 第二十 (58)
- twice** /twɑ:s/ *adv.* 两次; 两倍 (6)
- U**
- umbrella** /ʌm'brelə/ *n.* 伞 (85)
- under** /'ʌndə(r)/ *prep.* 在……下面; 少于 (29)
- until** /ən'tɪl/ *conj. & prep.* 直到……为止 (45)
- upstairs** /ʌp'steɪz/ *adv.* 在(或向)楼上 (27)
- use** /ju:z/ *v.* 用, 使用 (11)
/ju:s/ *n.* 用, 使用 (11)
- W**
- walk** /wɔ:k/ *v. & n.* 步行; 散步 (3)
- wall** /wɔ:l/ *n.* 墙 (7)
- wallet** /'wɑ:lɪt; /'wɒlɪt/ *n.* 钱包 (12)
- warm** /wɔ:(r)m/ *adj.* 温暖的; 热心的 (81)
- was** /wɒz; wəz/ *v.* (am, is 的过去式)是 (55)
- wash** /wɔ:ʃ; /wɒʃ/ *v.* 洗 (73)
- washroom** /'wɔ:ʃru:m; /'wɒʃru:m/ *n.* 洗手间 (73)
- watch** /wɔ:tʃ; /wɒtʃ/ *v.* 观看; 当心 (4)
n. 手表
- watch TV** 看电视 (4)
- wear** /weə(r)/ *v.* 穿, 戴 (85)
- weather** /'weðə(r)/ *n.* 天气 (81)
- Wednesday** /'wenzdeɪ; 'wenzdi/ *n.* 星期三 (17)
- week** /wi:k/ *n.* 星期, 周 (6)
- weekday** /'wi:kdeɪ/ *n.* 工作日 (3)
- were** /wɜ:(r); wə(r)/ *v.* (are 的过去式)是 (56)
- which** /wɪtʃ/ *det. & pron.* 哪一个, 哪一些 (20)
- wind** /wɪnd/ *n.* 风 (86)
- window** /'wɪndəʊ/ *n.* 窗户 (30)
- windy** /'wɪndi/ *adj.* 多风的, 风大的 (83)
- winter** /'wɪntə(r)/ *n.* 冬天 (81)
- wish** /wɪʃ/ *n.* 愿望, 希望 (75)
v. 希望 (89)
- wonderful** /'wʌndə(r)fl/ *adj.* 精彩的 (16)
- word** /wɜ:(r)d/ *n.* 单词 (69)
- workbook** /'wɜ:(r)kbʊk/ *n.* 练习册 (11)
- worm** /wɜ:(r)m/ *n.* 软体虫 (3)
- write** /raɪt/ *v.* 写 (13)
- writer** /'raɪtə(r)/ *n.* 作家, 作者 (55)
- wrong** /rɔ:ŋ; /rɒŋ/ *adj.* 错误的; 有问题的 (47)
- Y**
- yard** /jɑ:(r)d/ *n.* 院子 (31)
- yesterday** /'jestə(r)deɪ; 'jestə(r)di/
adv. 在昨天 (72)
n. 昨天 (76)

Attached Word List 附表单词

(注:本词汇表仅供参考,不要求学生掌握)

- action /'ækʃn/ *n.* 动作;行动
adverb /'ædvɜ:(r)b/ *n.* 副词
another /ə'nʌðə(r)/ *det. & pron.* 另(又)一
assess /ə'ses/ *v.* 评价
bell /bel/ *n.* 铃(声)
birth /bɜ:(r)θ/ *n.* 出生
board /bɔ:(r)d/ *n.* 板,木板
bobtail /'bɔ:beɪl/;/'bɒbeɪl/ *n.* 截短尾巴的马
bulletin /'bʊlətɪn/ *n.* 公告,布告
column /'kɔ:ləm/;/'kɒləm/ *n.* (书、报纸上的)栏
compare /kəm'peə(r)/ *v.* 比较,对比
connect /kə'nekt/ *v.* (使)连接
context /'kɔ:ntekst/;/'kɒntekst/ *n.* 上下文,语境
dash /dæʃ/ *v.* 猛冲
n. 破折号
design /di'zain/ *v.* 设计
diagram /'daɪəgræm/ *n.* 图表
diary /'daɪəri/ *n.* 日记
dictionary /'dɪkʃənəri/;/'dɪkʃənri/ *n.* 字典,词典
direction /də'rekʃn/ *n.* 方向,方位
done /dʌn/ *adj.* 完毕,结束
drop /drɔ:p/;/'drɒp/ *n.* 滴;水珠
during /'dʊərɪŋ/;/'dʒuərɪŋ/
prep. 在……期间
effective /ɪ'fektɪv/ *adj.* 有效的
effectively /ɪ'fektɪvli/ *adv.* 有效地
enlarge /ɪn'lɑ:(r)dʒ/ *v.* 扩大
experience /ɪk'spɪəriəns/ *n.* 经历;经验
explain /ɪk'spleɪn/ *v.* 解释,说明
express /ɪk'spres/ *v.* 表达
facial /'feɪʃl/ *adj.* 面部的
field /fi:ld/ *n.* 田,地
finish /'fɪnɪʃ/ *v.* 完成
fluency /'flu:ənsi/ *n.* 流利,流畅
focus /'fəʊkəs/ *v.* 集中于
frequency /'fri:kwənsi/ *n.* 频率
furniture /'fɜ:(r)nitʃə(r)/ *n.* 家具
gesture /'dʒestʃə(r)/ *n.* 手势,姿势
greeting /'gri:tɪŋ/ *n.* 问候
habit /'hæbɪt/ *n.* 习惯
hear /hɪə(r)/ *v.* 听见,听到
horse /hɔ:(r)s/ *n.* 马
ideal /aɪ'di:əl/ *adj.* 理想的
imperative /ɪm'perətɪv/ *n.* 祈使句
interviewer /'ɪntə(r)vju:ə(r)/ *n.* 采访者
intonation /ɪntə'neɪʃn/ *n.* 语调
jingle /'dʒɪŋɡl/ *n. & v.* (发出)丁当声
key word 关键词
laugh /læf/;/'la:f/ *v.* 笑
leave /li:v/ *v.* 离开
means /mi:nz/ *n.* 方法;方式
middle /'mɪdl/ *n.* 中间
more than /ðæn/ 多于

- news /nu:z/; /nju:z/ *n.* 消息
- note /nəʊt/ *n.* 笔记
- notice /'nəʊtɪs/ *n.* 启事; 通知
- observe /əb'vɜ:(r)v/ *v.* 观察
- ordinal /'ɔ:rdənəl/; /'ɔ:dɪnəl/ *number* 序数词
- parrot /'pærət/ *n.* 鹦鹉
- past simple 一般过去时
- pattern /'pætərn/; /'pætn/ *n.* 模式
- piece /pi:s/ *n.* 条; 项
- poem /'pəʊəm/; /'pəʊɪm/ *n.* 诗
- position /pə'zɪʃn/ *n.* 位置, 方位
- postcard /'pəʊstkɑ:(r)d/ *n.* 明信片
- prediction /prɪ'dɪkʃn/ *n.* 预测
- preposition /ɪ'prepə'zɪʃn/ *n.* 介词
- present continuous /kən'tɪnjʊəs/ 现在进行时
- program /'prəʊgræm/ *n.* 节目
- puzzle /'pʌzl/ *n.* 谜
- reader /'ri:də(r)/ *n.* 读者
- recite /rɪ'saɪt/ *v.* 背诵, 朗诵
- reply /rɪ'plai/ *v. & n.* 答复, 回答
- require /rɪ'kwaɪə(r)/ *v.* 需要
- result /rɪ'zʌlt/ *n.* 结果
- rhythm /'rɪðəm/ *n.* 节奏, 韵律
- ring /rɪŋ/ *v.* 响起铃声
- route /ru:t/ *n.* 路线
- scan /skæn/ *v.* 浏览
- sequence /'si:kwəns/ *n.* 顺序
- skill /skɪl/ *n.* 技巧
- skim /skɪm/ *v.* 略读
- sleigh /sleɪ/ *n.* 雪橇
- sock /sɔ:k/; /sɒk/ *n.* 短袜
- specific /spə'sɪfɪk/ *adj.* 明确的, 具体的
- spirit /'spɪrɪt/ *n.* 精神
- stand /stænd/ *v.* 站立
- suggestion /sə'dʒestʃən/ *n.* 建议, 提议
- summarize /'sʌmərəɪz/ *v.* 总结
- symbol /'sɪmbəl/ *n.* 符号, 象征
- tonight /tə'naɪt/ *adv.* 在今晚
- transportation /ɪ'træns'pɔ:(r)'teɪʃn/
n. 交通运输
- unforgettable /ɪ'nfə(r)'getəbl/
adj. 令人难忘的
- useful /'ju:sfəl/ *adj.* 有用的
- vocabulary /və'kæbjələri/; /və'kæbjələri/
n. 词汇
- wait /weɪt/ *v.* 等, 等待
- wherever /weə(r)'evə(r)/ *conj.* 无论在
哪里
- winner /'wɪnə(r)/ *n.* 优胜者
- with the help of 借助, 在……的帮助下

English Names 英文姓名表

Male Names (男名)

Alan /'ælən/ 艾伦
 Bob /bɒb/ 鲍勃
 Chris /krɪs/ 克里斯
 Jeff /dʒef/ 杰夫
 Rick /rɪk/ 里克
 Tony /'təʊni/ 托尼

Female Names (女名)

Ellen /'elən/ 埃伦
 Jenny /'dʒeni/ 珍妮
 Judy /'dʒu:di/ 朱迪
 Kate /ket/ 凯特
 Mary /'meəri/ 玛丽
 Polly /'pɒli/ 波利

Family Names (姓)

Black /blæk/ 布莱克
 Jackson /'dʒæksən/ 杰克逊
 Rowling /'rəʊlɪŋ/ 罗琳
 Smart /smɑ:rt/ 斯玛特
 Watson /'wɒtsn/ 华生

Names of Places 地名表

Australia /ɔ:'streɪliə/; /ɒ'streɪliə/ 澳大利亚

Brazil /brə'zɪl/ 巴西

Germany /'dʒɜ:(r)məni/ 德国

India /'ɪndiə/ 印度

Indonesia /,ɪndə'ni:zə; ,ɪndə'ni:ziə/ 印度尼西亚

London /'lʌndən/ 伦敦

New Zealand /,nu: 'zi:lənd/;

/,ɪnju: 'zi:lənd/ 新西兰

Spain /speɪn/ 西班牙

Thailand /'taɪlənd/ 泰国

Toronto /tə'rɒntəʊ/; /tə'rɒntəʊ/ 多伦多

Wales /weɪlz/ 威尔士

Washington, D. C. /,wɒ:ʃɪŋtən di: 'si:/;

/,wɒ:ʃɪŋtən di: 'si:/ 华盛顿

American English and British English

美国英语和英国英语对照表

American English

apartment
 around
 bookstore
 center
 centimeter
 colorful
 crosswalk
 fall
 first floor
 game
 kilometer
 labor
 mail

British English

flat
 round
 bookshop
 centre
 centimetre
 colourful
 zebra crossing
 autumn
 ground floor
 match
 kilometre
 labour
 post

American English


math
 meter
 movie
 neighbor
 on the street
 sidewalk
 soccer
 store
 subway
 vacation
 washroom/restroom toilet

British English

maths
 metre
 film
 neighbour
 in the street
 pavement
 football
 shop
 underground/
 tube
 holiday

Irregular Verbs 不规则动词表

Infinitive	Past tense	Infinitive	Past tense
be	was /wɒz; wəz/ were /wɜ:(r); wə(r)/	light	lit /lɪt/ lighted /'laɪtɪd/
begin	began /bɪ'gæn/	lose	lost /lɒst/
blow	blew /blu:/	make	made /meɪd/
bring	brought /brɔ:t/	mean	meant /ment/
buy	bought /bɔ:t/	meet	met /met/
can	could /kʊd/	put	put /pʊt/
catch	caught /kɔ:t/	read	read /red/
come	came /keɪm/	ride	rode /rəʊd/
cost	cost /kɔ:st/; /kɒst/	run	ran /ræn/
do	did /dɪd/	say	said /sed/
draw	drew /dru:/	see	saw /sɔ:/
drink	drank /dræŋk/	shine	shone /ʃəʊn/; /ʃɒn/
drive	drove /drəʊv/	sing	sang /sæŋ/
eat	ate /et/; /et/	sit	sat /sæt/
fall	fell /fel/	sleep	slept /slept/
find	found /faʊnd/	speak	spoke /spəʊk/
fly	flew /flu:/	speed	sped /sped/ speeded /'spi:ɪd/
forget	forgot /fər'gɔ:t/; /fə'gɒt/	spell	spelt /spelt/ spelled /speld/
get	got /gɔ:t/; /gɒt/	swim	swam /swæm/
give	gave /geɪv/	take	took /tʊk/
go	went /went/	teach	taught /tɔ:t/
have	had /hæd; həd/	tell	told /təʊld/
hurt	hurt /hɜ:(r)t/	think	thought /θɔ:t/
keep	kept /kept/	wear	wore /wɜ:(r)/
know	knew /nu:/; /nju:/	will	would /wʊd/
learn	learnt /lɜ:(r)nt/ learned /lɜ:(r)nd/	write	wrote /rəʊt/
let	let /let/		



后 记

自教育部2001年7月颁布《全日制义务教育 普通高级中学英语课程标准》(实验稿)之日起,仁爱版初中英语教材艰苦的立项、编写、初次送审、通过审查工作即正式启动。经过整整10周年的反复打磨、反复使用与实验,2011年7月仁爱版初中英语教材迎来了教育部下发《义务教育英语课程标准》(送审稿),第二次的教材修订送审工作正式开始了。

自教育部2011年7月下发《义务教育英语课程标准》(送审稿)之日起,北京市仁爱教育研究所的数十位英语教材编写专家及近百位教材编写人员在加拿大主编Jim Greenlaw博士、中方主编王德春教授、副主编杨晓钰教授的带领下,花费了整整3个多月的时间,认真、深入、详细地对比分析了《全日制义务教育 普通高级中学英语课程标准》(实验稿)与《义务教育英语课程标准》(送审稿)二者所有章节内容的变动信息,最后形成了一整套系统、完整详细的对比分析论文报告。在此基础之上,教材中外主编、数十位教材编写专家及所有教材编写人员对仁爱版初中英语教材又进行了**为期15个月(2011.10.1—2012.12.31)不间断的修订改编工作**。同时,为了保证教材的二次送审质量,我们又组织了200多位英语专业硕士水平以上的教师作为审校人员夜以继日地对修订后的教材进行了200多次的审校工作。

2012年1月教育部下发了《义务教育英语课程标准》(2011年版)之后,全体教材编写人员又深入细致的研究和对比了《义务教育英语课程标准》(送审稿)与《义务教育英语课程标准》(2011年版)的变化,并将对比的结果深入地贯彻到教材的修订完善工作中。

在第二次教材修订的过程中,我们所有参与教材修订的专家、教授、编写、审校人员每天坚持工作10个小时以上(包括兔年大年三十至龙年正月初九以及所有的节假日和公休日),一直连续坚持工作到教材送审截止日期的最后一天下午。**我们执着的追求最后终于获得了丰厚的回报**——在2012年1月31日开始的第一阶段送审(七上一七下)和2012年12月31日开始的第二阶段送审(八上一九下)的过程中,仁爱版初中英语教材均分别于2012年3月17日和2013年3月2日率先一次性通过教育部基础教育课程教材专家工作委员会审查(唯一一套无需参加2012年4月9日和2013年4月8日的再次会议复核审查),且2012年3月17日第一阶段和2013年3月2日第二阶段审查通过的唯一结论要求均是:**请参照修改意见自行修改。**

仁爱版初中英语教材在编写及数百次的修改、审校过程中得到了全国很多英语教育专家、教研员和优秀一线教师的指导和帮助,其中有:朱志华、刘梅荣、张红祥、陈丹、赵敏亚、黄少华(按姓氏笔画排序)等同志。同时,仁爱版初中英语教材的每一次修改、审校还得到了很多实验区教研员和一线教师的宝贵意见。在此,北京市仁爱教育研究所向他们表示诚挚的谢意!

由于时间的关系,教材中可能还存在不足及需要完善之处,衷心希望广大英语专家、教研员、一线教师、在校学生及学生家长等来电来函批评指正,以便下次修订时改正。

本教科书的绝大部分(99%以上)作品均为北京市仁爱教育研究所原创作品,极少部分(1%以下)选用的经典作品、图片由于无法与作者取得联系,特委托北京版权代理有限公司向权利人转付稿酬。请您与北京版权代理有限公司联系并领取稿酬。联系方式:(010)82357058/57/56

北京市仁爱教育研究所
2013年11月

《**仁爱版初中英语**》是由北京市仁爱教育研究所于2002年3月依据《英语课程标准》(实验稿)在教育部成功立项、依据《英语课程标准》(实验稿)编写、于2003年9月第一次送教育部初次审查就获得通过的初中英语教材。

《英语课程标准》(2011年版)颁布之后,仁爱版初中英语教材(七上-七下)于**2012年3月17日**、(八上-九下)于**2013年3月2日**率先**一次性通过**教育部基础教育课程教材专家工作委员会审查(唯一一套无需参加2012年4月9日和2013年4月8日的再次复核审查)。

特色如下:

● 全国唯一一套严格按照教育部新课标教材编写程序:**先立项通过—后编写教材—送审教**

材—教育部审查通过的初中英语教材。

● 全国唯一一套于2001年7月《英语课程标准》(实验稿)颁布之后依据《英语课程标准》**从无到有**编写的初中英语教材。

● 加拿大英语专家和北京市仁爱教育研究所的中国英语专家及中国大陆最优秀的一线英语教师等依据《英语课程标准》(2011年版)、针对中国大陆七至九年级学生的英语学习现状而专门为中国大陆七至九年级学生设计、编写的初中英语教材。

● 教育部六套初中英语教材中**坡度最缓**,中国特色最鲜明,方便中国初中学生培养英语学习兴趣及循序渐进地进入英语学习状态。三年六册学完之后,均可达到《英语课程标准》(2011年版)之五级英语水平要求,可以与任何版本的高中课标英语教材(六至九级)衔接使用。

● 适用对象:七年级英语基础接近2级水平要求以及未达到2级水平要求的中国初中学生。

仁爱版初中英语教材包括:

- 教科书(黑白)
- 教科书(彩色)
- **多媒体互动电子教科书(七年级下册)(两片)**
- 教师教学用书(配教学资源光盘一片)(七年级下册)
- **仁爱英语原配课堂(同步辅导DVD)(七年级下册)(六片)**
- **仁爱英语原配音标课堂(配互动音标光盘一片)**
- 教科书录音带(七年级下册)(三盒)
- 教科书领读与听力录音带(七年级下册)(三盒)
- 仁爱英语同步语音学习必备(双色)(七年级下册)
- 仁爱英语同步学案(七年级下册)(配录音带一盒)
- 仁爱英语同步练习簿(七年级下册)
- 仁爱英语同步写字本(双色)(七年级下册)
- 仁爱英语同步语法(七年级)
- 仁爱英语同步练习与测试(七年级下册)(配录音带一盒)
- 仁爱英语同步练测考(书夹卷)(七年级下册)(配录音带两盒)
- 仁爱英语同步过关测试卷(七年级下册)
- 仁爱英语同步整合方案(七年级下册)
- 仁爱英语开心寒(暑)假(七年级)
- 仁爱英语同步听力训练(七年级下册)(配录音带三盒)
- 仁爱英语同步阅读与完形填空周周练(七年级下册)
- 仁爱英语教材讲解(七年级下册)
- 仁爱英语英汉互动讲解(七年级下册)
- 仁爱英语教学挂图(七年级下册)
- 仁爱英语同步活页AB卷(七年级下册)(配录音带两盒)
- 仁爱英语专用词典(七年级下册)(配录音带一盒)
- 仁爱英语同步练习册(七年级下册)
- 仁爱英语基础训练(七年级下册)
- 初中基础知识手册
- 初中语法必备手册
- 初中词汇必备手册




绿色印刷产品



www.cspbooks.com.cn

ISBN 978-7-110-07941-6



9 787110 079416 >

定价: 9.36元